



Showcasing research from the Ingleson Group at the School of Chemistry, University of Edinburgh, United Kingdom.

Borylation directed borylation of *N*-alkyl anilines using iodine activated pyrazaboles

A doubly electrophilic pyrazabole derivative (pyrazabole = $[H_2B(\mu-C_3N_2H_3)]_2$), activated with I_2 , was found to effect the ortho-borylation of *N*-alkyl-anilines in the presence of Et_3N . This methodology represents a metal free transiently directed C-H borylation approach to form *N*-alkyl-2-BPin-aniline derivatives. In addition, this work includes mechanistic studies of doubly electrophilic pyrazabole systems that led us to use the aforementioned.

As featured in:



See M. J. Ingleson *et al.*, *Chem. Sci.*, 2023, **14**, 12041.

Cite this: *Chem. Sci.*, 2023, 14, 12041

All publication charges for this article have been paid for by the Royal Society of Chemistry

Borylation directed borylation of *N*-alkyl anilines using iodine activated pyrazaboles†

C. R. P. Millet, E. Noone, A. V. Schellbach, J. Pahl, J. Łosiewicz, G. S. Nichol and M. J. Ingleson*

Doubly electrophilic pyrazabole derivatives (pyrazabole = $[H_2B(\mu-C_3N_2H_3)]_2$) combined with one equiv. of base effect the *ortho*-borylation of *N*-alkyl anilines. Initial studies found that the bis(trifluoromethane) sulfonimide ($[NTf_2]^-$) pyrazabole derivative, $[H(NTf_2)B(\mu-C_3N_2H_3)]_2$, is highly effective for *ortho*-borylation, with this process proceeding through *N*-H borylation and then *ortho* C-H borylation. The activation of pyrazabole by I_2 was developed as a cheaper and simpler alternative to using $HNTf_2$ as the activator. The addition of I_2 forms mono or ditopic pyrazabole electrophiles dependent on stoichiometry. The ditopic electrophile $[H(I)B(\mu-C_3N_2H_3)]_2$ was also effective for the *ortho*-borylation of *N*-alkyl-anilines, with the primary C-H borylation products readily transformed into pinacol boronate esters (BPin) derivatives. Comparison of borylation reactions using the di- NTf_2 - and the diiodo-pyrazabole congeners revealed that more forcing conditions are required with the latter. Furthermore, the presence of iodide leads to competitive formation of side products, including $[HB(\mu-C_3N_2H_3)_3BH]^+$, which are not active for C-H borylation. Using $[H(I)B(\mu-C_3N_2H_3)]_2$ and 0.2 equiv. of $[Et_3NH][NTf_2]$ combines the higher yields of the NTf_2 system with the ease of handling and lower cost of the iodide system generating an attractive process applicable to a range of *N*-alkyl-anilines. This methodology represents a metal free and transiently directed C-H borylation approach to form *N*-alkyl-2-BPin-aniline derivatives.

Received 15th August 2023

Accepted 2nd October 2023

DOI: 10.1039/d3sc04269c

rsc.li/chemical-science

Introduction

C-H borylation is a powerful methodology for generating synthetically ubiquitous organoboranes in an efficient manner.¹ The use of directing groups (DGs) in C-H borylation reactions enables access to organoboranes with a distinct regiochemistry to that formed from non-directed transformations.² One specific example of this is in the synthesis of *ortho*-borylated anilines, which are useful for accessing *ortho* substituted anilines prevalent in pharmaceuticals, agrochemicals and organic materials.³ Directing groups generally are required for this *ortho* C-H borylation as in the absence of DGs the electrophilic C-H borylation of anilines leads to *para*-functionalisation,⁴ while iridium and cobalt catalysed C-H borylations generally lead to mixtures of *meta*- and *para*-borylated products.^{1b,5} To date, the *ortho* C-H borylation of anilines has been dominated by approaches requiring the separate installation and removal of a directing group (resulting in “multiple pot” processes).^{6,7} For example, the electrophilic *ortho* C-H borylation of aniline derivatives using *N*-pivaloyl DGs and BBr_3

(Fig. 1a, top)⁸ requires the installation and removal of pivaloyl in separate processes, the latter under forcing conditions.⁹ The use of transient DGs is preferable as these are installed, direct the C-H borylation and then are removed all in one pot.¹⁰ In notable work, the *ortho*-borylation of anilines using transient DGs has been reported using iridium catalysts and B_2Eg_2 (Eg = ethylene glycolato).¹¹ This proceeds *via in situ* formation of an $AryN(H)BEg$ species (Fig. 1b, inset) that then directs the *ortho* C-H borylation. The $N-BEg$ unit is then readily cleaved during work-up. While this methodology is highly effective for $AryNH_2$ species, much lower yields (<30%) are obtained with *N*-alkyl-anilines.^{11,12} Given the prevalence of *ortho*-functionalised *N*-alkyl-anilines in pharmaceuticals (*e.g.* Flutemetamol, Entrectinib and Agratroban), the development of a higher yielding, transient DG approach for the *ortho*-borylation of *N*-alkyl-anilines is desirable, particularly if the process is precious metal-free.¹³

Recently, we reported the borylation directed borylation (BDB) of indoles using pyrazabole electrophile **A** (Fig. 1c) as a method to install boron units at the C7 position.^{14,15} In this process reduction of indole to indoline occurs first, with the spectroscopic data indicating that this led to an *N*-borylated indoline intermediate (*e.g.* **B**). The $N-B$ bond and the pyrazabole structure in compound **B** positions the second boron centre appropriately to borylate the proximal sp^2C-H leading to **C**, a C7

EaStCHEM School of Chemistry, University of Edinburgh, Edinburgh, EH9 3FJ, UK. E-mail: michael.ingleson@edinburgh.ac.uk

† Electronic supplementary information (ESI) available. CCDC 2287754–2287757. For ESI and crystallographic data in CIF or other electronic format see DOI: <https://doi.org/10.1039/d3sc04269c>



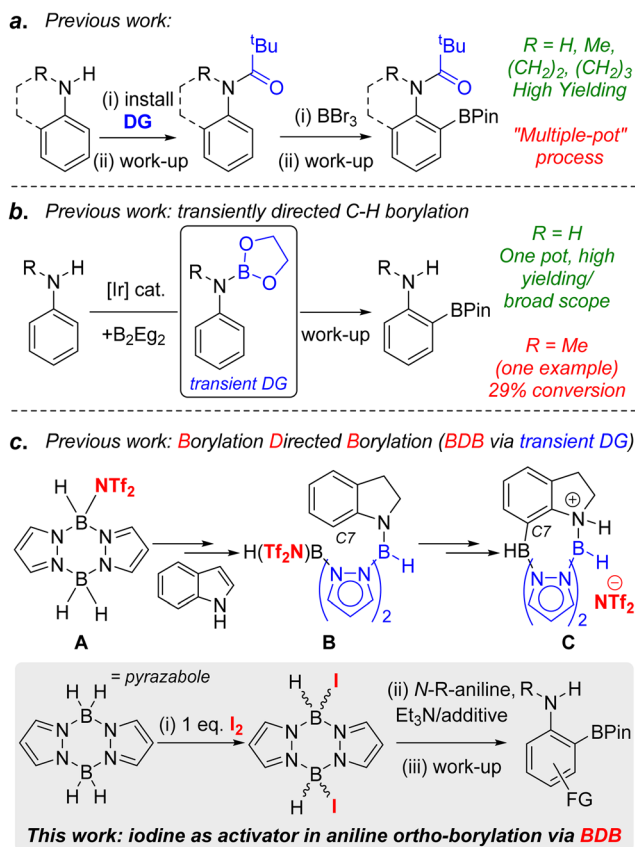


Fig. 1 a = pivaloyl directed electrophilic borylation. b = a transient directing group in iridium catalysed *ortho*-borylation of anilines. c = previous work on indole reduction/*C7* borylation via BDB. Inset bottom, this work.

borylated indoline. Protection of the C–B unit and cleavage of the N–B bonds in C during work up formed indolines containing the useful pinacol boronate ester (BPin) group at *C7*. Therefore, pyrazabole is acting as a transient DG in this BDB process, with transient DGs underexplored in electrophilic C–H borylation.^{2a,16} Our initial BDB study utilised stoichiometric amounts of bistriflimidic acid ($\text{HNTf}_2 = \text{HN}(\text{SO}_2\text{CF}_3)_2$) to form the reactive electrophile A. However, HNTf_2 is relatively expensive,¹⁷ and it, and NTf_2 -pyrazabole electrophiles (e.g. A), have to be handled within a glovebox. Therefore, extending the BDB of *N*-alkyl-aniline derivatives beyond indoline while using an inexpensive and more readily handled activator would be attractive. Herein we report our studies addressing this challenge. This led to the development of iodine as a cheap and easy to handle activator for pyrazaboles that forms ditopic electrophiles that are effective in the transient DG mediated *ortho*-borylation of *N*-alkyl-anilines.

Results and discussion

Our first focus was identifying electrophilic pyrazabole – base combinations that achieved the *ortho*-borylation of our model substrate, *N*-Me-aniline. Initially, the previously reported **1** (Scheme 1) was added to *N*-Me-aniline in the presence of 2,6-di-

tert-butyl-4-methylpyridine (DBP) as base. At room temperature this led to slow BDB, but on heating to $\geq 70^\circ\text{C}$ the BDB product **[2]NTf₂** was formed as the major product within 18 h. **[2]NTf₂** was fully characterised, which revealed protonation of the aniline nitrogen occurs during this BDB. A modified (shorter reaction time)¹⁴ N–B cleavage/pinacol installation process then led to formation of **3a**.

DBP is an expensive Brønsted base that was used to simplify initial studies as it does not coordinate to boron electrophiles. In contrast, other Lewis bases (e.g. MeCN) can displace NTf_2^- anions from **1**, and base coordination to boron could retard the BDB reaction.¹⁴ Given the aniline substrate also functions as a Brønsted base during BDB (as indicated by the formation of **[2]NTf₂**) only one equivalent of exogenous base is required. Therefore, one equivalent of the inexpensive bases Et_3N and Hünigs base were trialled in place of DBP in the BDB of *N*-Me-aniline using **1**. On heating both of these reactions led to the formation of **[2]NTf₂** and **[baseH][NTf₂]** as a by-product. Pinacol installation/work-up enabled **3a** to be isolated in 62 and 65% yield using Et_3N and Hünigs base, respectively. Thus cheaper (than DBP) bases can be used in the BDB of *N*-alkyl-anilines. Our attention turned next to replacing HNTf_2 with a simpler to handle and cheaper activator.

Based on the established reactivity of $\text{L} \rightarrow \text{BH}_3$ with iodine, which forms reactive boron electrophiles of general formula $\text{L} \rightarrow \text{BH}_2\text{I}$,¹⁸ diiodo-pyrazabole was targeted as an alternative to **1**. While dibromo- and dichloro-pyrazaboles are known,¹⁹ to our knowledge no B–I containing pyrazaboles have been reported to date. The latter are desirable as iodine is inexpensive, easy to handle and is less coordinating to boron than the lighter halides. Furthermore, $\text{L} \rightarrow \text{BH}_2\text{I}$ species have been demonstrated to react with π nucleophiles to form C–B bonds in a related manner to $\text{L} \rightarrow \text{BH}_2(\text{NTf}_2)$ species.²⁰ Therefore, one equivalent of iodine, pyrazabole and Et_3N were combined and found to be viable for the BDB of *N*-Me-aniline (Scheme 2), albeit requiring heating to 100°C for significant BDB to occur. In contrast, attempts using dibromo-pyrazabole under identical conditions led to no BDB reaction (Scheme 2), indicating that the less coordinating nature of iodide towards boron is vital for this transformation. Despite extensive optimisation studies using iodine activated pyrazabole (see Table S2†) the isolated yield of **3a** remained <50% (based on *N*-Me-aniline) – with Et_3N providing the best outcome from the bases explored. Notable points from this optimisation study included: use of >1 equiv. of Et_3N retarding the BDB reaction, while using two equiv. of *N*-Me-aniline and no other base gave only trace amounts of **3a**. Given the lower yields of **3a** using iodine activated pyrazabole



Scheme 1 BDB of *N*-Me-aniline using **1** and an amine base.





Scheme 2 Outcomes using dibromo-versus diiodo-pyrazabole in the BDB of *N*-Me-aniline.

relative to using **1**, both systems were analyzed further to determine the origin(s) of this disparity.

Mechanistic studies

On analysing the reaction of **1** and one equiv. base (base = DBP or Et₃N) with *N*-Me-aniline by *in situ* NMR spectroscopy an intermediate was observed. This intermediate, termed **4**, could be obtained cleanly by the combination of **1** and the independently synthesised di(*N*-Me-anilide)-pyrazabole **5** (Scheme 3, see ESI Section 2 and Fig. S14–S20†). Compound **4** displayed two pyrazabole C–H resonances in the ¹H NMR spectrum in



Scheme 3 Top, the formation of **4**, from combination of **1** and **5**; middle, the formation of **4** during BDB and its subsequent conversion into [2]NTf₂. Inset bottom left, the previously reported oxo bridged dimeric pyrazabole, **D**; inset bottom right the calculated structure of [4]²⁺ showing only the hydrogens bonded to boron for clarity, pink = boron, blue = nitrogen, grey = carbon, white = hydrogen.

a 2 : 1 ratio indicating a symmetrically substituted pyrazabole. Further insight into the structure of **4** came from ¹⁹F NMR spectroscopy, which revealed NTf₂ is not coordinated to boron ($\delta_{19F} = -78.7$, whereas for B-NTf₂ systems $\delta_{19F} \approx -69$),²¹ and DOSY NMR studies (see ESI, Section 5.3†) which indicated **4** is dimeric. The dimeric structure for **4** presumably is related to the previously reported oxo-bridged dimer **D** (Scheme 3),²² with an analogous structure fully consistent with the NMR data for **4** (as a single isomer with a *cis* arrangement of the aniline-*N* substituents). Compound **4** converted into the BDB product [2]NTf₂ slowly at ambient temperature, but more rapidly and in high conversion on heating. While **4** could not be isolated as single crystals suitable for diffraction studies the structure of the dicationic portion of **4** (termed [4]²⁺) was calculated at the MN15/6-311G(d,p)/PCM (PhCl, PCM = polarizable continuum model) level (inset Scheme 3, note all calculations are performed at this level herein, with the LANL2DZ basis set used for iodide). While the B–N distances in the calculated structure (1.615–1.618 Å) are comparable to related borocations,²³ there is evidence for significant distortion in [4]²⁺ due to steric interactions between the pyrazole rings and the *N*-Me and *N*-Ph substituents. For example, the $\text{pH-C-N-C}_{\text{Me}}$ angle is small (102.7° in [4]²⁺) while the B₂N₄ core is twisted (in the B₂N₄ core of **D** the four nitrogens are co-planar, however in [4]²⁺ they deviate by up to 0.11 Å above and below the plane made by the four nitrogens). These distortions will destabilise dimeric [4]²⁺ presumably enabling dissociation into a monomeric form that is required to effect *ortho* C–H borylation.

Moving to the iodo-pyrazaboles, the reaction of pyrazabole and iodine was investigated first as iodo-pyrazaboles have not been reported previously to our knowledge. The addition of 0.5 equiv. of I₂ to pyrazabole led to the rapid formation of the mono-iodo pyrazabole, **6** (Scheme 4) at room temperature (by *in situ* NMR spectroscopy, Fig. S44†). Addition of a further 0.5 equiv. of iodine led to the full conversion of **6** into the diiodo pyrazabole, **7**. Compound **7** is formed as a *ca.* 1 : 1 mixture of isomers as indicated by two doublets in the ¹¹B NMR spectrum along with two sets of 2 : 1 relative integral pyrazole resonances in the ¹H NMR spectrum, which is consistent with two symmetrically substituted pyrazaboles. These isomers are assigned as the *cis* and *trans* isomers of **7** based on previous reports from the groups of Trofimenko and Nöth on *cis* and *trans* isomers being formed for the lighter dihalo pyrazaboles.^{24,25} Calculations also indicated that the *cis* and *trans* isomers of **7** are close in energy (*ca.* 1 kcal mol⁻¹ calculated free energy difference), consistent with the two species observed in solution being the *cis* and *trans* isomers of **7**. The addition of one equiv. of I₂ in one portion to pyrazabole also led to the formation of **7** and it was isolated in 75% yield. The *cis* isomer formed single crystals suitable for X-ray diffraction studies. The solid-state structure of the *cis* isomer of **7** has a B₂N₄ 6-membered core in a flattened boat conformation with the iodide substituents located in the flagpole positions. In **7** the B...B distance of 3.031(8) Å is in the expected region and is comparable to a related dihalogenated pyrazabole [H(Br)B(μ-C₃N₂H₂Cl)]₂ (3.05 Å).²⁵ The B–I bond distances of 2.290(6) and 2.302(6) Å are at the lower end of B–I bond lengths reported for





Scheme 4 Left, formation of mono- (**6**) and diiodo-pyrazabole (**7**). Inset right, the solid state structure of *cis*-**7**, ellipsoids at 50% probability. Blue = nitrogen, pink = boron, purple = iodine, grey = carbon, white = hydrogen.

$L \rightarrow BH_2I$ compounds ($L = N$ -heterocyclic carbenes or PR_3).²⁶ Notably, combining equimolar **7** and pyrazabole in chlorobenzene led to formation of the mono-iodo pyrazabole **6** at ambient temperature (by *in situ* NMR spectroscopy - Fig. S48†), indicating that intermolecular H/I exchange occurs in iodo-pyrazaboles. Finally, it should be noted that **7** has appreciable thermal stability: heating **7** at 100 °C in PhCl for 3 days led to minimal decomposition (<5% by multinuclear NMR spectroscopy), with the only observable new ¹¹B NMR resonance consistent with formation of an L-BI₃ compound (based on the $\delta_{11B} = -34.6$, see Fig. S46 and S47†).

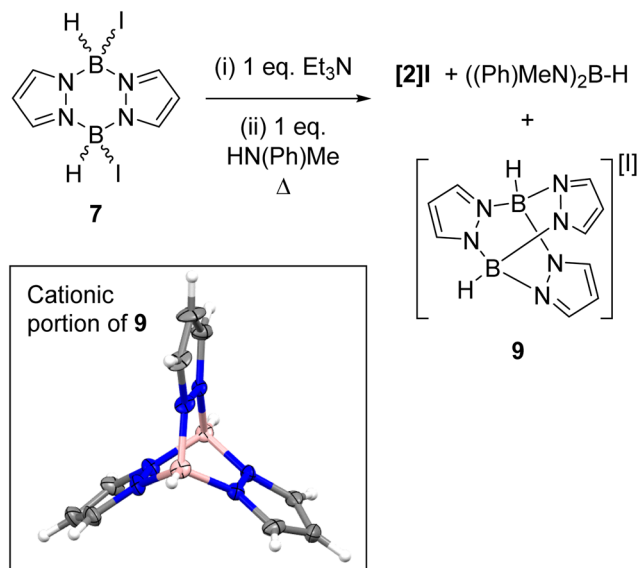
With an understanding of the products formed from combining iodine and pyrazabole in hand the reactivity of **7** towards Et₃N was explored, Et₃N was selected as it gave the best outcome in our initial optimisation study (see Table S2†). The addition of one equivalent of Et₃N to **7** led to formation of the mono-cation **8** (Scheme 5). The identity of **8** was confirmed by single crystal X-ray diffraction analysis (inset, Scheme 5). The solid-state structure of **8** also has a flattened boat conformation for the B₂N₄ core with the iodide and Et₃N moieties being *cis* in the flagpole positions. The steric demand of Et₃N in **8** causes a distortion in the geometry with an increase of the Y-B-Centroid angles (Y = I or N_{Et3}; centroid = calculated centroid of the B₂N₄ ring) observed on comparing **7** (I-B-centroid = 113.3(3)° and 112.6(3)°) and **8** (I-B-centroid = 118.6(12)°; Et₃N-B-centroid = 122.1(14)°). Compound **8** also has a longer B-I bond of 2.36(2) Å vs. the B-I bonds in **7** (2.290(6) and 2.302(6) Å), consistent with greater steric crowding in **8** relative to **7**. However, the B-N_{Et3} bond length in **8** (1.62(2) Å) is in the range of previously reported Et₃N-BR₃ adducts (1.60–1.69 Å).²⁷



Scheme 5 Top, the reaction of **7** towards Et₃N. Inset bottom, the solid-state structure of the cationic portion of **8**, ellipsoids at 30% probability. Blue = nitrogen, pink = boron, purple = iodine, grey = carbon, white = hydrogen.

In contrast to the di-NTf₂ analogue **1** (where both NTf₂ anions are displaced by Lewis bases to form dicationic products),¹⁴ the addition of further Et₃N to **8** did not displace the second iodide (Fig. S49†). This is consistent with the more coordinating nature of iodide relative to [NTf₂]⁻. However, the addition of both *N*-Me aniline and Et₃N (in either order of addition) to **7** led to substitution of both iodides to form the dianilide product **5** as the major boron containing species. This indicates that Et₃N coordination to boron in **8** does not irreversibly block *N*-Me-aniline from reacting with boron. Next, diiodo-pyrazabole **7** and dianilide-pyrazabole **5** were combined to determine if the iodide analogue of the dimer **4** forms. This led to slow and complex reactivity at room temperature with no iodide analogue of **4** observed. In contrast, the di-NTf₂ pyrazabole **1** and compound **5** are completely consumed within minutes of mixing to form **4** cleanly. In the *in situ* monitored BDB reactions using diiodo-pyrazabole **7**, **5** is the only major new pyrazabole product observed, again there is no evidence for the iodide analogue of **4** (by NMR spectroscopy). From the *in situ* monitoring experiments [2]**I** forms as one of the major products on heating, but this occurs along with the formation of two other major products. The first of these was assigned as (Me(Ph)N)₂BH ($\delta_{11B} = 29.0$ ¹J_{B-H} = 126 Hz) by comparison to the previous report.²⁸ The second was identified as compound **9** (Scheme 6), which precipitated from the BDB reactions mixtures (along with some [Et₃NH][I] precipitating). Compound **9** was independently synthesised and crystallised with X-ray diffraction studies confirming its formulation (inset Scheme 6). These results combined indicate that heating diiodo-pyrazabole **7** in the presence of Et₃N/*N*-Me-aniline leads to competitive (to BDB) break-up of the pyrazabole core and the formation of species that are non-productive for BDB (e.g.





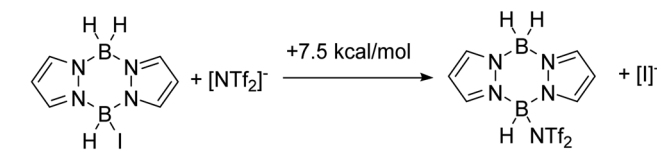
Scheme 6 Left, the reactivity of **7** towards $\text{Et}_3\text{N}/N$ -Me-aniline at raised temperatures. Inset, the solid-state structure of compound **9**, ellipsoids at 30% probability. Blue = nitrogen, pink = boron, grey = carbon, white = hydrogen.

compound **9**). This contrasts with BDB using the NTf_2 derivative **1** (which are much cleaner by *in situ* NMR spectroscopy with <5% formation of other pyrazole containing products by NMR spectroscopy), indicating that the more coordinating iodide anion plays a crucial role in the cleavage of the pyrazabole core under these conditions. This is presumably the origin of the lower conversions to $[\mathbf{2}]\text{I}$ (and thus **3a**) observed using **7** compared to conversions to $[\mathbf{2}]\text{NTf}_2$ using the NTf_2 analogue **1**.

Given the lower conversion to **3a** using **7** relative to that using stoichiometric **1**, attempts were made to use sub-stoichiometric HNTf_2 (or sub-stoichiometric **1**) and stoichiometric pyrazabole in the BDB of *N*-Me aniline. However, these reactions all led to low yields of **3a**, this is consistent with the observation that $[\text{Et}_3\text{NH}][\text{NTf}_2]$ (the by-product from BDB) and pyrazabole do not react on heating to 100 °C. Therefore alternative approaches were sought to achieve a high yielding, operationally simple and cheaper BDB protocol.

Optimisation of the BDB of *N*-alkyl-anilines using iodo-pyrazaboles

To combine the best of the NTf_2 (higher yields) and iodide (cheaper/easier to handle) systems we considered an *in situ* anion exchange process that could convert iodo-pyrazaboles into more reactive NTf_2 -pyrazaboles. The feasibility of iodide/ NTf_2 exchange initially was explored computationally which indicated that the displacement of iodide from pyrazabole by triflimide is endergonic (by +7.5 kcal mol⁻¹ for the mono-pyrazabole, Scheme 7). This is consistent with the addition of 5 equiv. of $[\text{Et}_3\text{NH}][\text{NTf}_2]$ to **7** resulting in no observable anion exchange (by NMR spectroscopy). Nevertheless, as the BDB process has a significantly lower overall barrier for the NTf_2 system relative to the iodide analogue (**1** performs BDB at room

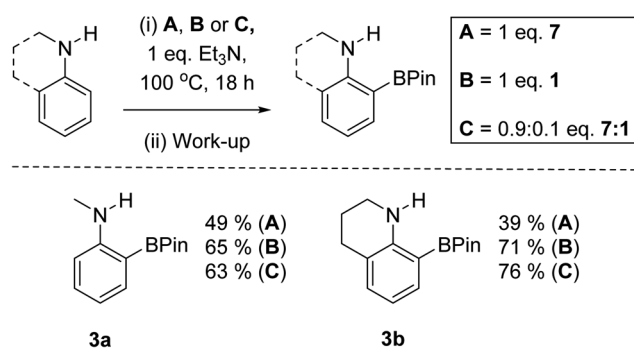


Scheme 7 Free energy change for iodide/ $[\text{NTf}_2]^-$ exchange.

temperature, albeit slowly, while **7** requires heating to ≥ 70 °C for BDB) anion exchange may still lead to an enhanced BDB outcome. Note, a related anion exchange process facilitating an electrophilic C–H borylation with B-trypticenes has been reported recently using stoichiometric $\text{Na}[\text{B}(\text{C}_6\text{F}_5)_4]$.²⁹

An initial experiment to assess for any anion exchange derived enhancement in yield used a 0.9 : 0.1 mix of **7** : **1** in the BDB of *N*-Me-aniline with one equiv. of Et_3N as base. Notably, this led to comparable yields for the formation of **3a** (Scheme 8) to that using 1 equiv. of **1**. A significant yield enhancement was also observed using a 0.9 : 0.1 mix of **7** and **1** in the BDB of tetrahydroquinoline to form **3b** post pinacol installation/work-up (Scheme 8). The significant yield enhancement observed using 0.9 : 0.1 mixtures of **7** and **1** indicates it is not just due to compounds **7** and **1** reacting separately in the BDB process. We tentatively attribute this enhancement to a degree of metathesis of an iodo-pyrazabole with $[\text{Et}_3\text{NH}][\text{NTf}_2]$ (formed during BDB) leading to a more reactive NTf_2 -pyrazabole electrophile. Note, during these reactions in chlorobenzene solid precipitates, which on analysis was found to be $[\text{Et}_3\text{NH}][\text{I}]$. Thus the lower solubility of $[\text{Et}_3\text{NH}][\text{I}]$ relative to the NTf_2 salt under these conditions may be assisting anion exchange. The precipitation of $[\text{Et}_3\text{NH}][\text{I}]$ also will reduce the iodide concentration in solution, potentially slowing the formation of decomposition species. This is consistent with the observation that compound **9** is not observed during the reactions using 0.9 : 0.1 of **7** and **1**.

Overall, these observations suggested that combining **7** with sub-stoichiometric $[\text{cation}][\text{NTf}_2]$ could result in a similar enhancement in yield. This hypothesis was confirmed by the use of one equiv. of **7** and 0.2 equiv. of $[\text{Et}_3\text{NH}][\text{NTf}_2]$ in the BDB process leading to a 60% yield of **3a** and a 78% yield of **3b** (comparable to outcomes from conditions B and C in Scheme 8). This is a notable improvement over the yields reported using iridium catalysed transient DG approaches to form *ortho*-BPin-



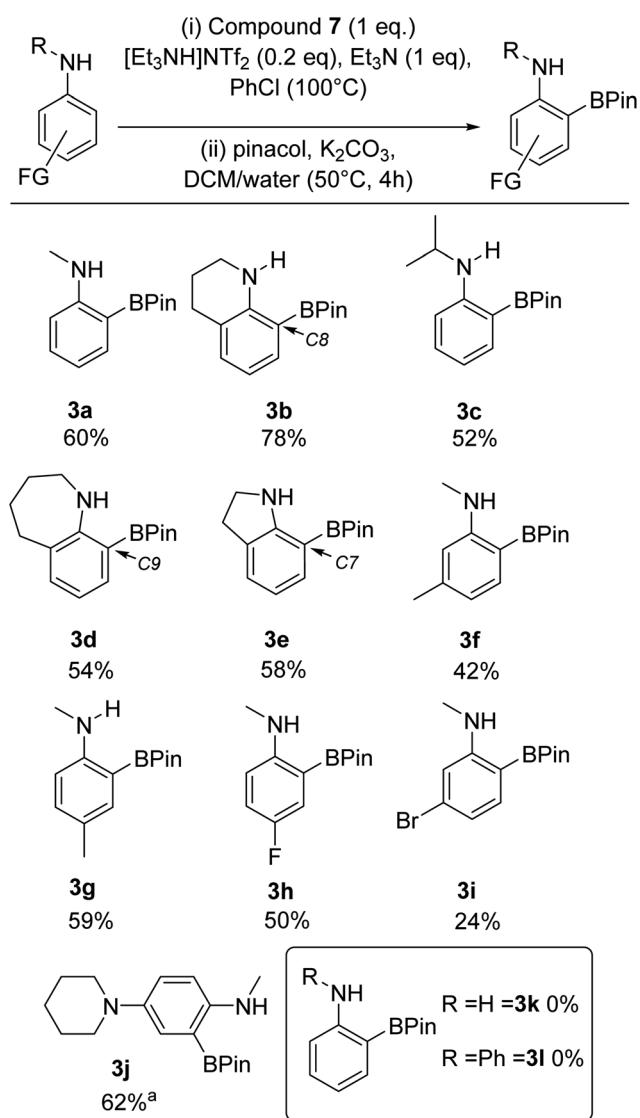
Scheme 8 Outcomes from using **1**, **7** or **1/7** in the BDB reaction.



N-alkyl-anilines.^{11,12,30} Note, the use of 0.2 equiv. of LiNTf₂ with 7 gave lower yields relative to using [Et₃NH][NTf₂] under otherwise identical conditions, therefore the latter salt is used hereon. With conditions identified that avoided expensive bases and stoichiometric amounts of anhydrous HNTf₂ ([Et₃NH][NTf₂]) can be stored on the bench and is readily accessible from commercial LiNTf₂ and [Et₃NH][Cl] a substrate scope exploration was performed (Scheme 9). The scoping study revealed that in addition to **3a** and **3b** the conditions were amenable to larger alkyl substituents on nitrogen, with the *N*-ⁱPr derivative, **3c**, isolated in 52% yield. Alongside **3b**, the seven (**3d**) and five (**3e**) membered analogues were also amenable to BDB, indicating the change in positioning of the *N*-bound pyrazabole unit enforced by the different ring sizes does not significantly influence this BDB reaction. Notably, neither **3d** nor any other C9 borylated benzo[*b*]azepines have been reported previously to

our knowledge. This is despite the significant importance of substituted benzo[*b*]azepines in pharmaceuticals and agrochemicals, including C9-substituted derivatives (*e.g.* zolpaterol).³¹ In contrast, the *ortho*-methyl derivative, 2,*N*-Me₂-aniline, was not amenable to this process. We attribute this to the *ortho* methyl forcing an orientation that disrupts conjugation between the aniline phenyl ring and the nitrogen lone pair. This was supported by calculations on analogues of **5** containing 2,*N*-Me₂-aniline (twisted away from co-planarity by 44°) and indoline and tetrahydroquinoline (see Table S4†) – with the latter two compounds and **5** having close to co-planar *N* and phenyl units that maximise conjugation and thus increase the nucleophilicity of the π system (thereby favouring S_EAr).

Moving to other substituents, as this is an electrophilic borylation using borenium cation equivalents and forcing conditions, functional group tolerance will be limited (as indicated by the *p*-MeO derivative not being amenable to this process),²³ but halides and NR₂ groups are tolerated (*vide infra*). Furthermore, while the *ortho* methyl aniline derivative was not amenable substituents at the *meta* (**3f** and **3i**) and *para* (**3g** and **3h**) positions of *N*-Me-aniline were tolerated. This BDB process was found to be sensitive to arene electronics, with electron withdrawing groups significantly retarding BDB, requiring longer reaction times for **3h** and **3i**. Consistent with this observation, an *N*-Me-aniline substrate substituted with an electron donating group, specifically a *para*-piperidine unit, performed much better in this BDB process, with **3j** isolated in 62% yield. *Ortho*-substituted anilines containing a *para*-piperidine unit are important as these motifs are found in approved and developmental bioactives, *e.g.* Brigatinib and ASP3026.³² Next, we attempted to extend this BDB process to aniline and diphenylamine. However, in both cases no *ortho* borylated products (**3k** and **3l**) were isolated. While diphenylamine is presumably insufficiently nucleophilic for this BDB reaction (consistent with an S_EAr type process), the origin of the incompatibility of aniline with this BDB reaction is currently unclear. Finally, we assessed the amenability of this methodology to scaling and glovebox free conditions: compound **3a** was isolated in 62% yield when the BDB process was scaled up ten-fold, while **3a** was isolated in 45% yield under glovebox free conditions (making **7** *in situ* from bench stable pyrazabole and iodine, note pyrazabole itself is readily accessed from pyrazole and L → BH₃).¹⁹



Scheme 9 Substrate scope and isolated yields (unless otherwise stated) for the BDB of aniline derivatives using **7**/Et₃NH[NTf₂]. ^a = conversion *versus* an internal standard.

Conclusions

Iodine is an inexpensive activator for pyrazaboles that forms mono- and di-topic pyrazabole electrophiles, with the latter effective in the borylation directed borylation (BDB) of *N*-alkyl anilines. However, when using diiodo-pyrazabole **7** competitive formation of inactive (for BDB) species occurs that arise from break-up of the B₂N₄ pyrazabole core. This leads to lower BDB conversions using **7** than when using the di-NTf₂ pyrazabole analogue **1** (which reacts with <5% of unwanted side products by NMR spectroscopy). The attractive features of both systems (iodine = cheaper and easy to handle activator, while NTf₂-pyrazaboles = higher conversions in BDB) can be combined by



using the diiodo-pyrazabole **7** in combination with 0.2 equiv. of $[\text{Et}_3\text{NH}][\text{NTf}_2]$. This BDB methodology is operationally simple (no glovebox required) and is applicable to a range of *N*-alkyl anilines. The primary BDB products can be readily transformed into synthetically ubiquitous pinacol boronates esters, thus this process represents a metal-free transient directed C–H borylation methodology to form desirable *N*-alkyl-2-BPin-anilines.

Data availability

The data supporting this article has been uploaded as part of the ESI,† this includes NMR spectra for all new compounds, *in situ* NMR spectra for catalytic and mechanistic reactions and Cartesian coordinates for all calculated structures.

Author contributions

MI, and CM conceived the research concept and aims and analysed all data. CM performed the majority of the synthetic work and the majority of the analytical components of this project. EN, AS, and JP also performed the synthesis and characterisation of a number of compounds reported in this manuscript. GN and JP collected and solved all the crystal structures. JL performed a number of the calculations. Combined, MI, CM and EN drafted, reviewed and edited the manuscript.

Conflicts of interest

There are no conflicts to declare.

Acknowledgements

This project has received funding from the European Union's Horizon 2020 research and innovation programme (grant agreement no. 769599). We thank the Mass Spectrometry facility (SIRCAMS) at the University of Edinburgh (UoE). MJI thanks the EPSRC Programme Grant "Boron: Beyond the Reagent" (EP/W007517) for support.

References

- (a) *Boronic Acids: Preparation and Applications*, D. Hall, Wiley-VCH, Weinheim, 2011; (b) R. Bisht, C. Haldar, M. M. M. Hassan, M. E. Hoque, J. Chaturvedi and B. Chattopadhyay, *Chem. Soc. Rev.*, 2022, **51**, 5042; (c) For electrophilic type C–H borylation see: M.-A. Légaré, M.-A. Courtemanche, E. Rochette and F.-G. Fontaine, *Science*, 2015, **349**, 513.
- For select reviews on directed C–H borylation see: (a) S. A. Iqbal, J. Pahl, K. Yuan and M. J. Ingleson, *Chem. Soc. Rev.*, 2020, **49**, 4564; (b) A. Ros, R. Fernández and J. M. Lassaletta, *Chem. Soc. Rev.*, 2014, **43**, 3229; (c) M. T. Mihai, G. R. Genov and R. J. Phipps, *Chem. Soc. Rev.*, 2018, **47**, 149.
- T. Kahl, K.-W. Schröder, F. R. Lawrence, W. J. Marshall, H. Höke and F. Jäckh, in *Ullmann's Encyclopedia of Industrial Chemistry*, Wiley-VCH, 2011.
- A. Del Grosso, P. J. Singleton, C. A. Muryn and M. J. Ingleson, *Angew. Chem., Int. Ed.*, 2011, **50**, 2102.
- (a) With iridium see: H. Tajuddin, P. Harrisson, B. Bitterlich, J. C. Collings, N. Sim, A. S. Batsanov, M. S. Cheung, S. Kawamorita, A. C. Maxwell, L. Shukla, J. Morris, Z. Lin, T. B. Marder and P. G. Steel, *Chem. Sci.*, 2012, **3**, 3505; (b) With cobalt see: N. G. Léonard, M. J. Bezdek and P. J. Chirik, *Organometallics*, 2017, **36**, 142; (c) Note, very recently by using bespoke ligands it was possible to significantly improve the selectivity in the iridium catalysed borylation of anilines without using a directing group, see (and references therein): C. Haldar, R. Bisht, J. Chaturvedi, S. Guria, M. M. M. Hassan, B. Ram and B. Chattopadhyay, *Org. Lett.*, 2022, **24**, 8147.
- For an early example of *ortho*-borylation of aniline derivatives via directed lithiation/trapping with $\text{B}(\text{OR})_3$ see: M. A. Siddiqui and V. Snieckus, *Tetrahedron Lett.*, 1988, **29**, 5463.
- For select examples using iridium catalysis see: (a) T. A. Boebel and J. F. Hartwig, *J. Am. Chem. Soc.*, 2008, **130**, 7534; (b) P. C. Roosen, V. A. Kallepalli, B. Chattopadhyay, D. A. Singleton, R. E. Maleczka Jr. and M. R. Smith III, *J. Am. Chem. Soc.*, 2012, **134**, 11350; (c) S. M. Preshlock, D. L. Plattner, P. E. Maligres, S. W. Krska, R. E. Maleczka Jr. and M. R. Smith III, *Angew. Chem., Int. Ed.*, 2013, **52**, 12915; (d) M. M. M. Hassan, B. Mondal, S. Singh, C. Haldar, J. Chaturvedi, R. Bisht, R. B. Sunoj and B. Chattopadhyay, *J. Org. Chem.*, 2022, **87**, 4360.
- (a) S. A. Iqbal, J. Cid, R. J. Procter, M. Uzelac, K. Yuan and M. J. Ingleson, *Angew. Chem., Int. Ed.*, 2019, **58**, 15381; (b) J. Lv, X. Chen, X.-S. Xue, B. Zhao, Y. Liang, M. Wang, L. Jin, Y. Yuan, Y. Han, Y. Zhao, Y. Lu, J. Zhao, W.-Y. Sun, K. N. Houk and Z. Shi, *Nature*, 2019, **575**, 336.
- For example deprotection conditions see: L. Zhang, C. Chen, J. Han, Z.-B. Huang and Y. Zhao, *Org. Chem. Front.*, 2016, **3**, 1271.
- (a) For a recent review on transient DGs in C–H functionalization see: Q. Zhao, T. Poisson, X. Pannecoucke and T. Besset, *Synthesis*, 2017, **49**, 4808; (b) For recent work on transient DGs in electrophilic C–H borylation see: S. Rej and N. Chatani, *J. Am. Chem. Soc.*, 2021, **143**, 2920.
- M. R. Smith III, R. Bisht, C. Haldar, G. Pandey, J. E. Dannatt, B. Ghaffari, R. E. Maleczka Jr. and B. Chattopadhyay, *ACS Catal.*, 2018, **8**, 6216.
- Recent work reported an iridium catalysed C–H borylation route to *ortho*-BPin-*N*-Me-aniline in 73% yield, but this value is corrected for recovered starting material, the actual yield of the *ortho*-borylated product is 27%. See the ESI† in: M. E. Hoque, M. M. M. Hassan and B. Chattopadhyay, *J. Am. Chem. Soc.*, 2021, **143**, 5022.
- While the *ortho*-borylation of *N*-alkyl-anilines is an unmet challenge in electrophilic borylation it should be noted that a number of phenols have been successfully *ortho*-borylated under electrophilic C–H borylation conditions,



- see: X. Tan, X. Wang, Z. H. Li and H. Wang, *J. Am. Chem. Soc.*, 2022, **144**, 23286.
- 14 (a) J. Pahl, E. Noone, M. Uzelac, K. Yuan and M. J. Ingleson, *Angew. Chem., Int. Ed.*, 2022, **61**, e202206230; (b) C. R. P. Millet, J. Pahl, E. Noone, K. Yuan, G. S. Nichol, M. Uzelac and M. J. Ingleson, *Organometallics*, 2022, **41**, 2638.
- 15 For seminal earlier work on borylation directed borylation to make 9,10-diboranthracenes see: A. John, M. Bolte, H.-W. Lerner and M. Wagner, *Angew. Chem., Int. Ed.*, 2017, **56**, 5588.
- 16 For other recent reviews covering this topic see: (a) G. Berionni, *Angew. Chem., Int. Ed.*, 2022, **61**, e202210284; (b) S. Rej and N. Chatani, *Angew. Chem., Int. Ed.*, 2022, **61**, e202209539.
- 17 A search carried out on 14th August 2023 found >95% purity HNTf₂ was available for £139 for 9 mmol on the website of a leading chemical supplier.
- 18 (a) X. Pan, A. Boussonnière and D. P. Curran, *J. Am. Chem. Soc.*, 2013, **135**, 14433; (b) J. E. Radcliffe, V. Fasano, R. W. Adams, P. You and M. J. Ingleson, *Chem. Sci.*, 2019, **10**, 1434.
- 19 C. I. Nieto, D. Sanz, R. M. Claramunt, I. Alkorta and J. Elguero, *Coord. Chem. Rev.*, 2022, **473**, 214812.
- 20 Compare ref. 18a and: A. Prokofjevs, A. Boussonnière, L. Li, H. Bonin, E. Lacôte, D. P. Curran and E. Vedejs, *J. Am. Chem. Soc.*, 2012, **134**, 12281.
- 21 For example see: A. Prokofjevs and E. Vedejs, *J. Am. Chem. Soc.*, 2011, **133**, 20056.
- 22 R. A. Kresniński, *J. Chem. Soc., Dalton Trans.*, 1999, 401.
- 23 V. Bagutski, A. Del Grosso, J. Ayuso Carrillo, I. A. Cade, M. D. Helm, J. R. Lawson, P. J. Singleton, S. A. Solomon, T. Marcelli and M. J. Ingleson, *J. Am. Chem. Soc.*, 2013, **135**, 474.
- 24 See K. Niedenzu and H. Nöth, *Chem. Ber.*, 1983, **116**, 1132, and the ESI† to his manuscript for more discussion on isomerism in pyrazaboles.
- 25 E. Hanecker, T. G. Hodgkins, K. Niedenzu and H. Nöth, *Inorg. Chem.*, 1985, **24**, 459.
- 26 (a) A. Solovyev, Q. Chu, S. J. Geib, L. Fensterbank, M. Malacria, E. Lacôte and D. P. Curran, *J. Am. Chem. Soc.*, 2010, **132**, 15072; (b) J. H. Muessig, M. Thaler, R. D. Dewhurst, V. Paprocki, J. Seufert, J. D. Mattock, A. Vargas and H. Braunschweig, *Angew. Chem., Int. Ed.*, 2019, **58**, 4405; (c) G. Kundu, V. S. Ajithkumar, K. V. Raj, K. Vanka, S. Tothadi and S. S. Sen, *Chem. Commun.*, 2022, **58**, 3783.
- 27 (a) H. K. Lingam, C. Wang, J. C. Gallucci, X. Chen and S. G. Shore, *Inorg. Chem.*, 2012, **51**, 13430; (b) R. B. Coapes, F. E. S. Souza, M. A. Fox, A. S. Batsanov, A. E. Goeta, D. S. Yufit, M. A. Leech, J. A. K. Howard, A. J. Scott, W. Clegg and T. B. Marder, *J. Chem. Soc., Dalton Trans.*, 2001, 1201; (c) K. Takrouri, E. Shalom, I. Goldberg, J. Katzhendler and M. Srebnik, *J. Organomet. Chem.*, 2005, **690**, 4150.
- 28 B. Wrackmeyer, E. Molla, P. Thoma, E. V. Klimkina, O. L. Tok, T. Bauer and R. Kempe, *Z. Anorg. Allg. Chem.*, 2011, **637**, 401.
- 29 A. Osi, D. Mahaut, N. Tumanov, L. Fusaro, J. Wouters, B. Champagne, A. Chardon and G. Berionni, *Angew. Chem., Int. Ed.*, 2022, **61**, e202112342.
- 30 Note, **3b** has been previously synthesised *via* a directed C–H borylation approach using an iridium catalysis and a traceless DG in 40% isolated yield. This required the DG to be installed in a separate step using a Ru based catalyst. See: D. W. Robbins, T. A. Boebel and J. F. Hartwig, *J. Am. Chem. Soc.*, 2010, **132**, 4068.
- 31 See (and references therein): Q.-Z. Li, Z.-Q. Jia, L. Chen, X. Zhang, H.-J. Leng, R. Zeng, Y.-Q. Liu, W.-L. Zou and J.-L. Li, *Org. Lett.*, 2021, **23**, 814.
- 32 See (and references therein) A. Ono, H. Murakami, T. Seto, T. Shimizu, S. Watanabe, S. Takeshita, K. Takeda, J. Toyoshima, I. Nagase, E. Bahceci, M. Morishita, S. Morita, M. Fukuoka and K. Nakagawa, *Drugs in R&D*, 2021, **21**, 65.

