



Cite this: *Environ. Sci.: Processes Impacts*, 2018, 20, 1611

Cloud droplet activation of organic–salt mixtures predicted from two model treatments of the droplet surface†

Jack J. Lin,  Jussi Malila and Nønne L. Prisle *

The droplet surface plays important roles in the interaction between organic aerosols with clouds and climate. Surface active organic compounds can partition to the droplet surface, depleting the solute from the droplet bulk or depressing the droplet surface tension. This may in turn affect the shape of the droplet growth curve, threshold of aerosol activation into cloud droplets, activated droplet size distributions, and cloud radiative effects. In this work, a new monolayer model along with a traditional Gibbs adsorption isotherm model was used in conjunction with equilibrium Köhler theory to predict cloud condensation nuclei (CCN) activation of both simple and complex surface active model aerosol systems. For the surface active aerosol considered, the monolayer droplet model produces similar results to the Gibbs model as well as comparable results to CCN measurements from the literature, even for systems where specific molecular identities and aqueous properties are unknown. The monolayer model is self-contained and fully prognostic, and provides a versatile, conceptually simple, yet physically based model for understanding the role of organic surfactants in cloud droplet formation.

Received 1st August 2018
Accepted 9th October 2018

DOI: 10.1039/c8em00345a

rsc.li/epsi

Environmental significance

Many atmospheric organic compounds are surface active. The partitioning of these compounds in droplets is an important process that can have impacts on surface tension depression and critical supersaturation. Understanding the role of the processes that occur at droplet surfaces can lead to the reduction in the uncertainty in the anthropogenic indirect effect. We compare the performance of a monolayer surface model to a traditional model based on Gibbs thermodynamics. The new monolayer model requires fewer compound-specific inputs making it more suitable for studying chemically unresolved atmospheric organic aerosols. It adds to our understanding of the processes that control surface activity in cloud droplets and presents a new pathway to constrain surface impacts on cloud activation and radiative balance.

1 Introduction

The role of surfactants in cloud droplet activation has been a recurring theme for modelling of organic aerosol cloud climate interactions.^{1–12} While it has been established that surface activity can impact single droplet activation through both lowering surface tension and from diminishing the solute effect by surface partitioning,^{3–6,12,13} the relative impact of these effects and their potential synergies under different conditions are currently not well constrained.^{9,10,14,15} This balance has been shown to significantly impact the predictions of global cloud droplet numbers and radiative forcing¹⁶ and is therefore important to understand in a fully prescriptive way. Disregarding surfactant effects has in several cases been shown to give correct predictions of measured droplet critical

supersaturation, similar to comprehensive model frameworks.^{4,5,13} However, surfactant effects change the shape of the droplet growth curve^{3–6} and changes in the activated droplet size spectrum and large-scale radiative effects should therefore also be accounted for.

Droplet models based on Gibbs adsorption thermodynamics^{3,5} and their approximations^{6,17,18} have been relatively successful in predicting cloud activation for a few selected model surfactant systems but require knowledge of molecular identity and properties, such as molecular weight and pure bulk phase mass density, for all droplet components and composition-dependent properties, such as surface tension and water activity, for the full range of droplet solution states considered. Therefore, previous studies have largely been limited to a few well-characterized surfactant systems (see *e.g.* Petters and Petters⁸ and references therein). In particular, industrial surfactants with relatively well-characterized molecular and solution properties, such as sodium dodecyl sulfate (SDS), Triton, and Zonyl, have been the subject of a number of studies as model systems for atmospheric surfactants. SDS in particular

Nano and Molecular Systems Research Unit, FI-90014 University of Oulu, P. O. Box 3000, Oulu, Finland. E-mail: nonne.prisle@oulu.fi

† Electronic supplementary information (ESI) available. See DOI: 10.1039/c8em00345a



has been a favored surface-active organic aerosol model compound, both by itself and in binary aerosol mixtures with NaCl, in experimental and theoretical studies of cloud condensation nuclei (CCN) activation.^{1,3,5,8,19,20} Of atmospherically relevant surfactants, previous studies have focused on straight-chain fatty acids and their carboxylate salts^{4,5,11} and less surface active dicarboxylic acids.^{21–24} Recently, more complex surface active mixtures, including atmospheric limonene-derived organosulphates,²⁵ organic mixtures coating pollen grains called pollenkitt,¹² and proxies for atmospheric humic-like substances (HULIS),¹³ have been interpreted in a Gibbs model framework to varying degrees of success.

Several alternative droplet frameworks to the Gibbs approach for CCN activation thermodynamics have been proposed.^{6,9,10,26,27} The common feature of these frameworks is the representation of the droplet surface as a physical (mono-) layer instead of a mathematical dividing surface with related excess quantities as done in the Gibbs models. Recently, Malila and Prisle²⁷ developed a relatively simple physical monolayer droplet model for predicting bulk/surface partitioning of all species in the droplet, yielding specifically the composition and thickness of the surface phase. The model predictions can therefore be directly compared not only to experimentally observed CCN activity, but also to experimental and computational studies of the droplet structure. The monolayer model is completely self-contained and involves no tunable parameters in addition to thermodynamic input data. It also requires fewer inputs of specific thermodynamic data than the Gibbs droplet models. In particular it does not require explicit knowledge of droplet water and solute activities, which are often not known or even well-defined for atmospherically relevant organic mixtures.

Here, we use the monolayer droplet model of Malila and Prisle²⁷ in combination with Köhler²⁸ theory to predict the CCN activity of organic aerosol systems with different surface activity, surfactant strength and chemical complexity. We compare model predictions to the Gibbs models of Prisle *et al.*⁵ and Prisle and Molgaard when available, to experimental data from the literature.

2 Methods

We consider CCN activation under two different thermodynamic frameworks used to evaluate the bulk/surface partitioning equilibrium of surface active and other droplet components. In the monolayer droplet model, partitioning occurs into a physical surface layer with thickness δ defined by its volume-weighted components. In the Gibbs model, partitioning is evaluated with respect to a conceptual two-dimensional dividing surface between uniform droplet liquid and gas phases and the deviation of droplet thermodynamics from that of a system comprised of these two bulk phases is described in terms of surface excess quantities. A detailed comparison of these approaches is given in ref. 27. With either choice of droplet framework, critical conditions for droplet activation are then evaluated using Köhler theory.²⁸

2.1 Monolayer model

Bulk and surface compositions are related to the surface tension according to the Laaksonen–Kulmala^{30,31} equation,

$$\sigma(\{x_i^b\}) = \frac{\sum_i \sigma_i x_i^s v_i}{\sum_i x_i^s v_i} \quad (1)$$

Here, $x_i^b = n_i^b / \sum_j n_j^b$ and $x_i^s = n_i^s / \sum_j n_j^s$ are the bulk and surface mole fractions, corresponding to molar amounts n_i^b and n_i^s , of droplet component i , and σ (without a subscript) refers to the surface tension of the solution phase, while σ_i and v_i are the surface tensions and liquid-phase molecular volumes of each (pure) component. Expressing the surface phase thickness

$$\delta = \left(\frac{6}{\pi} \sum_i v_i x_i^s \right)^{1/3} \quad (2)$$

and droplet radius R as functions of $\{n_i^b\}$ and $\{n_i^s\}$ by imposing the condition of conservation of mass, partitioning of each component in the droplet between the bulk and surface is evaluated iteratively.²⁷ While eqn (1) and (2) can be derived by assuming an ideal mixture of molecules with different sizes, they are used here as semi-empirical relations with molecular volumes from densities and surface tensions obtained from measurements in the literature thereby capturing real solution behaviour. The systems were selected based on the availability of experimental ternary surface tension data. In a few cases where no corresponding experimental ternary solution density data were available, ideal pseudo-binary mixing of an organic surfactant with salty water was assumed for obtaining composition-dependent v_i .

2.2 Gibbs model

In the Gibbs model, surface excesses or adsorptions Γ_i (the surface excess number area density of molecules) of droplet components are related *via* Gibbs' adsorption equation. Following earlier work,^{3–5} we write this equation as

$$kT \sum_i n_i^t \frac{\partial \ln a_i^b}{\partial \ln n_{\text{sft}}^b} + 4\pi R^2 \frac{\partial \sigma}{\partial \ln n_{\text{sft}}^b} = 0, \quad (3)$$

where n_{sft}^b is the number of surfactant ("sft") molecules in the droplet bulk, n_i^t the total amount of component i in the droplet (bulk and surface) phase, and a_i^b the bulk activity of i . Eqn (3) is solved numerically by assuming volume additivity (such that the droplet radius R is given by the sum of individual pure component molar volumes $\frac{4}{3}\pi R^3 = \sum_i n_i^t v_i^0$) and conservation of mass ($n_i^s + n_i^b = n_i^t$) to evaluate the bulk and surface excess mole numbers of different species, n_i^b and $4\pi R^2 \Gamma_i$, respectively. Furthermore, a constraint is imposed that the ratio of water and salt molecules in the bulk and surface remains fixed, to reduce the number of independent variables. The assumption of volume additivity, *i.e.* that partial molar volumes v_i are equal to those of pure substances v_i^0 irrespective of droplet phase composition, is an expression of ideal mixing properties for the



droplet solution and a thermodynamic feature treated differently by the monolayer and Gibbs droplet models in this work. However, as liquid-phase densities of ternary systems in the monolayer model are approximated with those of ideal binary mixtures of aqueous salt solution and surfactant, it is not likely to be a significant source of difference between different frameworks. Following the approach documented by Prisle *et al.*,⁵ we also assume mixing ideality in the form of unity activity coefficients in eqn (3) for all components in the droplet bulk ($a_i^b = x_i^b$).

A major difference considering surface partitioning in the monolayer and Gibbs models is that the Gibbs dividing surface has no volume, *i.e.* $\sum_i \Gamma_i v_i = 0$, so that molecules adsorbed on

the surface do not contribute to the total volume $V = \sum_i n_i^b v_i$ of

the droplet. Moreover, the surface excess quantities are sensitive to the position of the Gibbs dividing surface, which is implicitly defined here from the total bulk molecular amounts solved from eqn (3) to yield the specified total volume of the droplet. Therefore, a positive surfactant surface excess must be balanced by a total negative surface excess of other droplet components, here water and salt. In Section 3.1.3 we discuss the implications of this for comparing the extent of surface partitioning evaluated with the two different surface models. More details can be found in ref. 5.

2.3 Köhler theory

Droplet activation is evaluated in terms of the critical saturation ratio (S_{crit} , often presented as an excess percentage *i.e.* saturation ratio $(S - 1) \times 100\%$) for water vapour, iterated as the maximum of the Köhler curve for equilibrium growth of a spherical droplet

$$S = a_w \exp\left(\frac{2\sigma v_w}{kTR}\right). \quad (4)$$

In eqn (4), $a_w = a_w^b$ is the water activity and v_w the partial molecular volume of water in the droplet (bulk), and k and T are the Boltzmann constant and temperature in kelvin, respectively.

For complex mixtures, experimental data for the water activity are often unavailable. Instead, a_w may then be obtained from computational estimates such as group-contribution methods or, in the case of dilute solutions, approximated with the bulk mole fraction of water, x_w^b . While group contribution methods have been shown to give accurate activity coefficients for binary organic aqueous mixtures of atmospheric interest,^{32,33} there are only a few studies on their validity for organic–inorganic aqueous mixtures,^{34,35} and in general there is a significant spread between the estimated activity coefficients from different models. For chemically unresolved organic mixtures such as model-HULIS and pollenkitts, it is not possible to use group-contribution methods at all. Here, we therefore in all cases approximate the water activity with the bulk mole fraction of water ($a_w^b = x_w^b$) for consistency and to facilitate comparison between the different systems. Droplet x_w^b and σ are determined from the bulk mole fractions derived from the monolayer and

Gibbs models and used in eqn (4) to evaluate the properties of droplets during growth and activation.

2.4 Model systems

Four different surface active organic aerosol model systems are considered in this study. Succinic acid (SCA) and SDS represent simple molecular surfactants with different surfactant strength in macroscopic solutions. Nordic Aquatic Fulvic Acid (NAFA) and pollenkitts are complex and chemically unresolved surface active mixtures with different water solubility and surface activity. Cloud droplet activation is calculated for particles consisting of each of these organics mixed with inorganic salts – sodium chloride (NaCl) for SCA, SDS, and NAFA and ammonium sulphate (AS, $(\text{NH}_4)_2\text{SO}_4$) for pollenkitts. These salts were selected based on the availability of experimental ternary surface tension data for the surface active organics of interest (see Table 1).

Cloud droplet activation of SDS has been studied extensively in previous work, and SDS mixtures are included here for reference, to benchmark calculations with the new monolayer droplet model. NAFA is a commercially available mixture used in previous studies as model HULIS.^{13,14,36} HULIS is a class of macromolecular compounds so named due to their resemblance to humic and fulvic acids from terrestrial and aquatic sources.³⁷ Significant amounts of HULIS have been isolated from ambient particulate matter from a variety of environments,^{38–41} and they are known to be surface active and depress the surface tension of aqueous solutions.^{42–44} The remaining organics studied here have been identified as constituents of CCN relevant aerosols in the lower atmosphere. SCA is a slightly soluble (58–100 g L⁻¹) organic and one of the more abundant dicarboxylic acids observed in the atmosphere.^{45–51} Previous studies have demonstrated the ability of whole pollen grains^{52,53} and fragments of pollen grains⁵⁴ to act as CCN. The pollen grains of certain plant species are coated with a viscous material called pollenkitt.⁵⁵ The composition of pollenkitt varies across species and is chemically diverse,⁵⁶ but may resemble other atmospheric organic aerosol mixtures in terms of solubility and surface activity in aqueous solution.¹² In this work, we focus on pollenkitt extracted from the pollen of black poplar (*Populus nigra*) and common ragweed (*Ambrosia artemisiifolia*), which were found to be the most and least CCN and surface active, respectively, among six pollenkitts studied by Prisle *et al.*¹²

2.5 Surface tension and treatment of micelles

Relevant input data needed for model calculations for these aerosol mixtures were obtained from the literature and are summarised in Table 1. The densities of all ternary aqueous solutions were calculated as ideal binary mixtures of the organic compound with water–salt solutions.^{57,58} Solution surface tensions, with the exception of water–NaCl–succinic acid mixtures,²⁹ were evaluated from an augmented Szyszkowski–Langmuir relation,

$$\sigma = \sigma_w(T) + \left(\frac{\partial \sigma}{\partial c_{\text{salt}}}\right) c_{\text{salt}} - a \ln\left(1 + \frac{c_{\text{sft}}}{b}\right), \quad (5)$$



Table 1 Properties of the studied aqueous mixtures

Surfactant	Salt	$\left(\frac{\partial\sigma}{\partial c_{\text{salt}}}\right) (\text{N m}^{-1} [\text{c}]_{-1})_a$	a (N m^{-1})	b ($[\text{c}]$)	Δ_{sft} (nm)
NAFA	NaCl	1.61×10^{-3b}	$a_0 + a_1\varepsilon + a_2\varepsilon^{2c}$	$b_0 + b_1\varepsilon + b_2\varepsilon^{2c}$	2.04
Succinic acid	NaCl	See Vanhanen <i>et al.</i> , ²⁹ eqn (4)–(6)	0.63		
Sodium dodecyl sulphate ^d	NaCl	1.61×10^{-3b}	13.9×10^{-3e}	$9.273 \times 10^{-6}/(9.733 \times 10^{-3} + c_{\text{salt}})^e$	0.93
Poplar pollenkitt	$(\text{NH}_4)_2\text{SO}_4$	16.55×10^{-6f}	3.53×10^{-3f}	0.18×10^{-4f}	1.01
Ragweed pollenkitt	$(\text{NH}_4)_2\text{SO}_4$	16.55×10^{-6f}	3.37×10^{-3f}	0.23×10^{-4f}	1.30

^a For NaCl and SDS, $[\text{c}] = \text{M}$, while for the all other compounds $[\text{c}] = \text{kg m}^{-3}$. ^b Ref. 5. ^c Ref. 14: here ε is the mass fraction of NAFA in the dry particle, $a_0 = 72.1344 \times 10^{-3}$, $a_1 = -158.4 \times 10^{-3}$, and $a_2 = 93.52 \times 10^{-3}$; and $b_0 = 6.5559$, $b_1 = -15.51$, and $b_2 = 9.431$. ^d For SDS–NaCl solution, surface tension at a critical micelle concentration (CMC) of 36 mN m^{-1} was used in calculations. ^e Ref. 1. ^f Ref. 12.

where c_{salt} is the bulk concentration of NaCl or $(\text{NH}_4)_2\text{SO}_4$, c_{sft} is the bulk concentration of surfactant, and a and b mixture-specific adsorption parameters given in Table 1. Also given are the monolayer thicknesses for pure surfactants Δ_{sft} evaluated from eqn (2). For a more detailed description of the thermodynamic input data for the calculations, see ref. 12, 13 and 27.

Any composition dependent surface tension relation relying on measured surface tension isotherms, including eqn (5), breaks down above the critical micelle concentration (CMC) where the surface tension–concentration relation changes discontinuously. A detailed, thermodynamically consistent treatment of micelle formation in aqueous droplets and impact on cloud activation is highly non-trivial. We therefore adopt a simplified, phenomenological approach by applying the condition $\sigma = \sigma_{\text{CMC,sft}}$ both for droplets reaching surface saturation by forming a full monolayer in the monolayer model and for bulk concentrations reaching the CMC in either droplet framework. This allows us to extend the calculations to droplets at bulk concentrations above the ternary surfactant CMCs. With a perfect description of droplet thermodynamics, these states should coincide, but since the monolayer concept is a simplification, this will likely not be fully realized in the current framework. The simplification has the further advantage of circumventing the need for knowing pure surfactant surface tensions for input to the monolayer model. For example, pure SDS is an amorphous solid at room temperature.

3 Results & discussion

In the following sections, we present modelled results for droplet critical supersaturation S_{crit} , surface tension σ_{crit} and growth factor at activation $\text{GF}_{\text{crit}} = d_{\text{crit}}/d_{\text{dry}}$, organic partitioning $n_{\text{sft}}^{\text{s}}/n_{\text{sft}}^{\text{t}}$ (monolayer model) or $4\pi R^2 \Gamma_{\text{sft}}/n_{\text{sft}}^{\text{t}}$ (Gibbs model), and surface phase thickness δ (only the monolayer model) as functions of dry particle size d_{dry} and composition in terms of dry particle surfactant mass fraction ε_{sft} . For all systems, calculations are made for dry particles with diameters 50–150 nm and covering the full range of dry particle surfactant mass fractions $\varepsilon_{\text{sft}} \in [0,1]$. For clarity, only results for selected particle compositions and sizes are shown in the following sections. When available, experimental CCN activity data from the literature are shown for further comparison.

3.1 Succinic acid

3.1.1 Critical supersaturation. Fig. 1 shows critical supersaturations for SCA–NaCl particles as a function of dry particle size and SCA mass fraction. In each case, results are shown for $d_{\text{dry}} = 50, 100, \text{ and } 150 \text{ nm}$ and $\varepsilon_{\text{SCA}} = 0.05, 0.5, \text{ and } 1$.

Succinic acid particles are fairly CCN active, with predicted S_{crit} in the range 0.055–0.48% for the monolayer model and 0.055–0.68% for the Gibbs model. The monolayer model predicts somewhat smaller S_{crit} —or greater CCN activity—than the Gibbs model, with the difference between the models growing for increasing ε_{SCA} and d_{dry} . A general feature in this work is how the monolayer model predicts larger bulk concentrations of surfactant at a given droplet size and composition, due to the constraint on the extent of surface partitioning imposed by the finite thickness of the physical surface layer and finite densities of pure and aqueous solutes.²⁷ This effect becomes more pronounced for larger SCA fractions, where the monolayer is more fully saturated, and for larger particle sizes and activating droplets, where smaller surface/bulk volume ratios mean that the partitioning mass balance is not as strongly shifted toward the surface phase, as for smaller particles and droplets with larger surface/bulk volume ratios. These effects are discussed in further detail in Section 3.1.2. Nevertheless, the overall S_{crit} values are similar for the two models and converge as expected in the binary limit of a pure NaCl dry particle without surface active SCA. This occurs even though in the monolayer model NaCl is partially excluded from the surface layer, causing a slight increase in the bulk concentration of NaCl for a given droplet size. However, this difference is seen to have a negligible effect on the modelled droplet properties for SCA–NaCl particles.

The CCN activity of succinic acid mixed with other dicarboxylic acids and NaCl has been determined experimentally,^{61–63} together with several studies^{22,59,60,64–67} reporting S_{crit} values for pure succinic acid particles. We have shown experimental data for pure succinic acid as a function of dry succinic acid particle size from Corrigan and Novakov⁵⁹ and Rissman *et al.*⁶⁰ in Fig. 1. Both experiments generated succinic acid particles from water solution, drying the aqueous droplets, and size selecting the dried particles before measuring their CCN activity. Curiously, data of Corrigan and Novakov⁵⁹ agree well with the results from the Gibbs model while data of Rissman *et al.*⁶⁰ agree well with the results from the monolayer model. This illustrates how



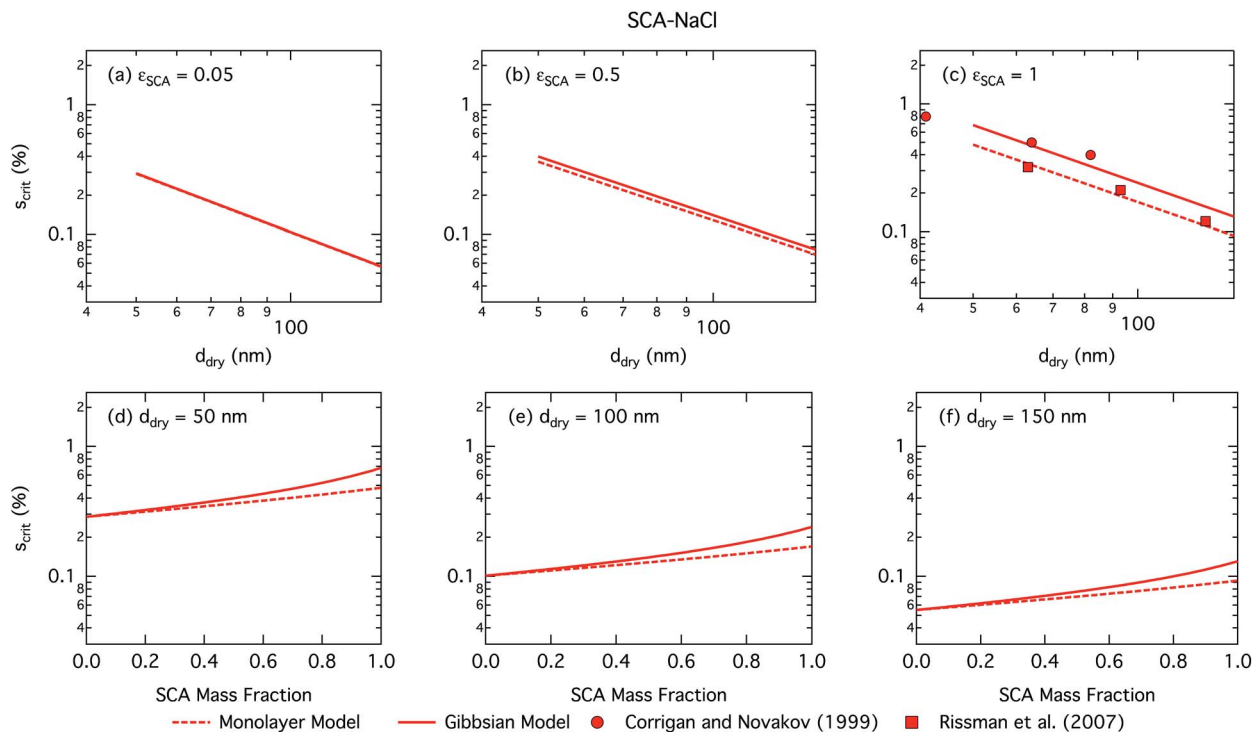


Fig. 1 Critical supersaturations calculated with the monolayer and Gibbs droplet models as a function of dry particle size for SCA mass fractions (a) 0.05; (b) 0.5; (c) 1 and as a function of SCA mass fraction for dry particle sizes (d) 50 nm; (e) 100 nm; and (f) 150 nm. Measured critical supersaturations as a function of pure SCA dry size from Corrigan and Novakov⁵⁹ and Rissman *et al.*⁶⁰ are also shown in panel (c).

experiment–model closure is affected by not only the choice of model framework, but also potentially unresolved experimental conditions.

3.1.2 Surface tension of activating droplets. Calculated droplet surface tension at the critical point is shown in Fig. 2 as a function of dry particle size and SCA mass fraction. Despite SCA having weak to moderate surfactant strength (ability to lower surface tension) in macroscopic aqueous solution,⁶⁸ the surface tensions of activating droplets are not significantly reduced from that of pure water, except for dry particles with the smallest sizes and highest fractions of SCA. For these particles, droplets form the most concentrated solutions when they are activated. This is reflected in Fig. 3, which shows the diameter growth factor at droplet activation GF_{crit} , again as a function of dry particle size and SCA mass fraction. The growth factor at droplet activation increases monotonically with dry particle size for a given composition, and with salt fraction (decreasing ϵ_{SCA}) for a given particle size, meaning the droplets are larger and more dilute at activation. It has previously been noted that as the dry particle size increases for a given initial composition, droplets are more and more dilute at the point of activation,⁶⁹ also in the case of particles comprising surfactants.^{5,6,13}

Activation growth factors for other particle mixtures follow similar trends as seen for SCA and are given in the ESI†.

3.1.3 Surface partitioning. Differences between the two droplet models in predicted surface tension and, as a consequence, predicted critical supersaturation stem from the evaluated position of the partitioning equilibrium in the droplets.

Fig. 4 shows the fraction of total SCA molecules n_{SCA}^t in the droplet phase that reside in the surface at the critical point of droplet activation as a function of dry particle size and SCA mass fraction. These numbers conceptually represent somewhat different quantities for the two droplet models. In the monolayer model, the surface concentration represents the total number of molecules in the monolayer with finite thickness and the SCA surface fraction is given as n_{SCA}^s/n_{SCA}^t , whereas in the Gibbs model the partitioning is given in terms of the surface excess of molecules with respect to the defined Gibbs dividing surface and the surface fraction is evaluated from the surface excess as $4\pi R^2 \Gamma_{SCA}/n_{SCA}^t$. In both cases, the surface fraction is sensitive to the assumed properties of the surface. For the monolayer model, the finite surface layer thickness and liquid-phase density of surface components impose a physical limitation or restriction on the extent of surface partitioning. In the Gibbs framework, the surface excess quantities of molecules do not contribute to the droplet volume and therefore no similar physical volume constraint is imposed on the partitioning mass balance. However, the surface excess amounts of molecules are implicitly sensitive to the defined position of the surface, which constrains the mass balance of partitioning to yield the liquid phase bulk volume equal to the specified droplet volume. For both surface frameworks, the conservation of mass means $n_{SCA}^t = n_{SCA}^s + n_{SCA}^b$ or $n_{SCA}^t = 4\pi R^2 \Gamma_{SCA} + n_{SCA}^b$ for the respective bulk mole numbers of SCA.

As already mentioned, due to the physical limitation on the number of molecules that can partition into the surface





Fig. 2 Surface tension at activation calculated with the monolayer and Gibbs droplet models as a function of dry particle size for SCA mass fractions (a) 0.05; (b) 0.5; (c) 1 and as a function of SCA mass fraction for dry particle sizes (d) 50 nm; (e) 100 nm; and (f) 150 nm.

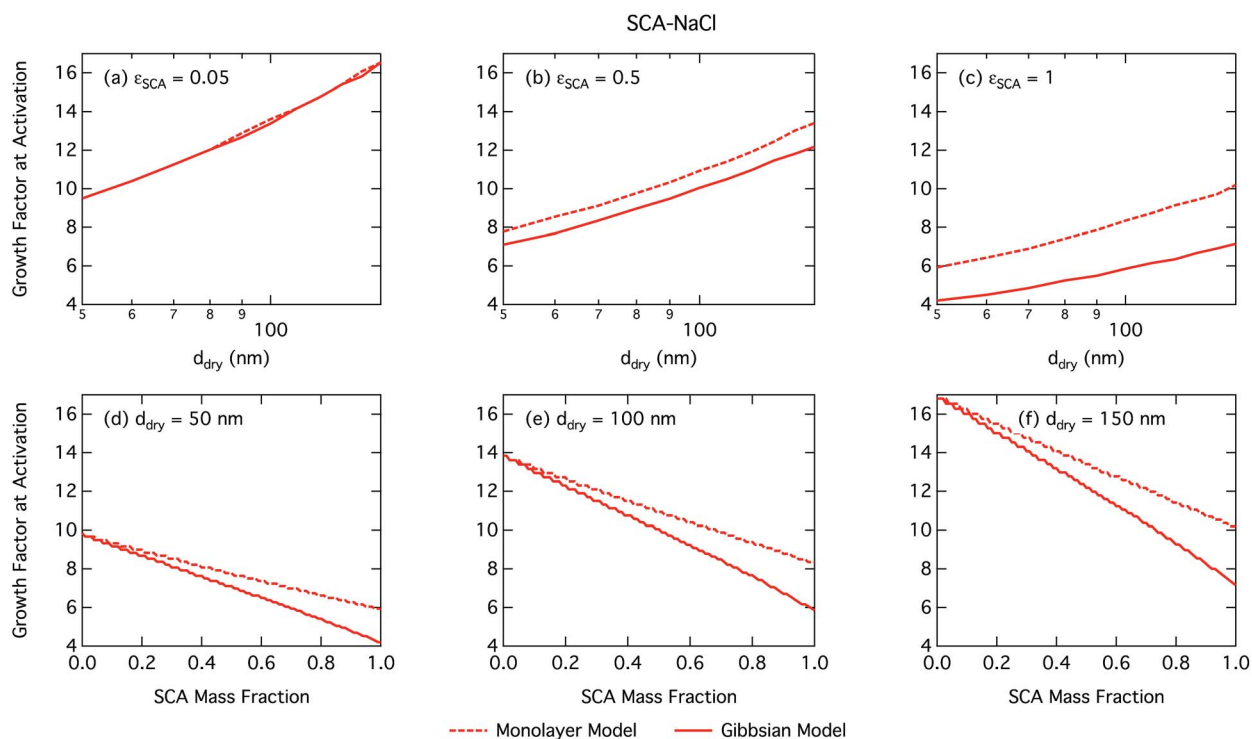


Fig. 3 Droplet growth factor at activation calculated with the monolayer and Gibbs models as a function of dry particle size for SCA mass fractions (a) 0.05; (b) 0.5; (c) 1 and as a function of SCA mass fraction for dry particle sizes (d) 50 nm; (e) 100 nm; and (f) 150 nm.





Fig. 4 Droplet SCA surface fraction on the left axes calculated with the monolayer and Gibbs models and surface thickness from the monolayer model normalized to the thickness of one SCA monolayer on the right axes, as a function of dry particle size for SCA mass fractions (a) 0.05; (b) 0.5; (c) 1 and as a function of SCA mass fraction for dry particle sizes (d) 50 nm; (e) 100 nm; and (f) 150 nm.

monolayer imposed by the finite volume and component densities, this droplet model consistently predicts lower SCA surface fractions (and therefore higher SCA bulk concentrations) compared to the Gibbs model. Also shown on the right axes of Fig. 4 are the surface thicknesses δ calculated from the monolayer model, normalized to the estimated thickness of one full SCA monolayer Δ_{SCA} (Table 1). Unsurprisingly, the droplet monolayer thickness increases with increasing surface fraction, typically with increasing SCA mass fraction in the dry particle and decreasing dry particle size. This effect is smaller when droplets are more dilute, as seen from the growth factors in Fig. 3.

It is tempting to compare the thickness of the surface monolayer to that of a pure substance phase corresponding to the evaluated surface excess of surfactant in the Gibbs framework. For example, Petters and Petters³² predict surface excesses corresponding to several monolayers for surfactants stronger than those considered here. However, a positive surfactant surface excess evaluated in the Gibbs model must be balanced by a total negative excess of these other solution components to yield the condition $V = \sum_i n_i^b v_i$. Assigning the surfactant

surface excess of the Gibbs model to a volume based on the properties of a pure surfactant phase is therefore somewhat ambiguous in terms of attributing the volume from components with negative surface excess (water and salt), and

accommodating only the surface excess of surfactant into a surface layer would result in a non-equilibrium droplet bulk composition. Here, we therefore illustrate the difference between the two surface model frameworks in terms of evaluated partitioning of surfactant, specifically between the surface and bulk.

3.2 SDS

SDS is a much stronger surfactant in macroscopic solutions than succinic acid and predicted trends for most droplet properties are very similar but more pronounced for SDS particles compared to SCA.

3.2.1 Critical supersaturation. Fig. 5 shows the critical supersaturations for mixed SDS–NaCl particles as a function of dry particle size and SDS mass fraction. The absolute differences between values predicted with the two droplet models are larger than for succinic acid. Again, predicted S_{crit} is consistently higher with the Gibbs model compared to the monolayer model and increases with ϵ_{SDS} except for the very highest SDS fractions. This is again due to the differences resulting from restricted vs. unrestricted surface partitioning of SDS in the two models, leading to higher bulk concentrations of SDS in the monolayer model, and thus lower surface tension in droplets at any given size and overall composition. For activating droplets, this effect is further modulated by the dilution state, as given by the droplet growth factor (Fig. S1 in the ESI†), and the resulting



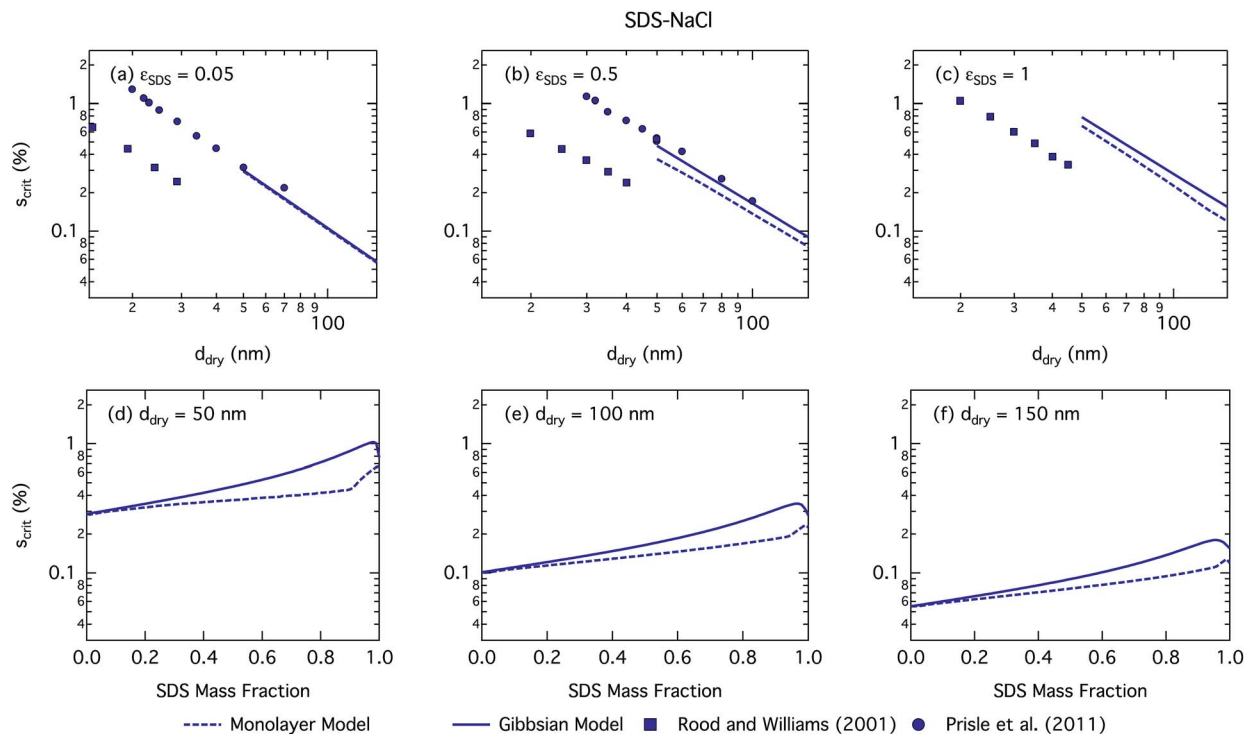


Fig. 5 Critical supersaturations calculated with the monolayer and Gibbs models as a function of dry particle size for SDS mass fractions (a) 0.05; (b) 0.5; (c) 1 and as a function of SDS mass fraction for dry particle sizes (d) 50 nm; (e) 100 nm; and (f) 150 nm. Measured critical supersaturations as a function of dry particle size from Rood and Williams¹⁹ and Prisle *et al.*⁶ are also shown in panels (a)–(c). The measurements in panel (a) are for pure NaCl and are shown for comparison.

water activity from both SDS and NaCl, as well as the effect of a larger droplet surface area or volume, for the Gibbs and monolayer models, respectively, to bulk volume ratio on enhancing partitioning to the surface phase.

We notice a bump in S_{crit} vs. ϵ_{SDS} for SDS mass fractions around 0.95–1.00 as previously predicted using the Gibbs model^{5,6} due to salting out of SDS by a small amount of NaCl in the high surfactant fraction (and relatively higher overall concentration, see Fig. S1 in the ESI†) range. This effect is much less prominent for the monolayer model predictions, where the CMC is reached in droplet bulk for SDS mass fractions 0.92 (for a 50 nm droplet) and 0.97 (for a 150 nm droplet), as seen from the predicted droplet surface tension in Fig. 6 and further discussed below. The salting-out effect of NaCl on SDS could be overestimated in the Gibbs model, due to a computationally exaggerated so-called common ion effect resulting from the ideal water activity assumption. It is possible that this effect may be entirely a computational feature. For example, Prisle *et al.*⁷⁰ and Öhrwall *et al.*⁷¹ both found no indication of an actual common ion effect in surface sensitive XPS studies of aqueous surfactant-salt solutions. In other words, no enhanced salting out of ionic surfactants with Na^+ counterions was seen in Na^+ salt mixtures compared to other salts of similar ionic strength.

The CCN activity of SDS mixed with NaCl has been experimentally determined by several groups.^{5,8,19,72} Experimental data from Rood and Williams¹⁹ and Prisle *et al.*⁶ are also shown in Fig. 5. The experimental data in panel (a) of Fig. 5 are for pure NaCl particles, but are included in the panel for illustrative

purposes. The data from Prisle *et al.*⁶ agree well with the Gibbs model consistent with previous studies.³ The data of Rood and Williams¹⁹ show much lower critical supersaturations than predicted by either model.

3.2.2 Surface tension of activating droplets. Fig. 6 shows droplet surface tension at activation as a function of SDS–NaCl dry particle size and SDS mass fraction. The dependency on both the particle size and mixing state is similar but much stronger for SDS than for SCA, due to the greater surface activity of SDS. The surface tension of activating droplets is significantly decreased at high SDS mass fractions and for large dry particle sizes. For the smallest particles, enhanced surface partitioning (Fig. 7) due to the large droplet surfaces has a greater influence on droplet bulk concentration than the significantly higher total droplet concentration predicted in terms of smaller critical growth factors (Fig. S1†).

Again, the monolayer model predicts lower droplet surface tensions than the Gibbs model, due to higher bulk concentrations in droplets of a given size and overall composition from restricted surface partitioning. With the monolayer model, the noted sharp drop in activation surface tension predicted for droplets with SDS mass fractions of 0.92–0.97 represents droplet bulk compositions reaching the CMC for SDS. This is not observed for the Gibbs model, where predicted bulk concentrations are much lower due to more pronounced depletion from unrestricted surface partitioning (see Fig. 7). The reason for the discontinuous drop in surface tension at activation to its value at the CMC is the simplified condition $\sigma =$



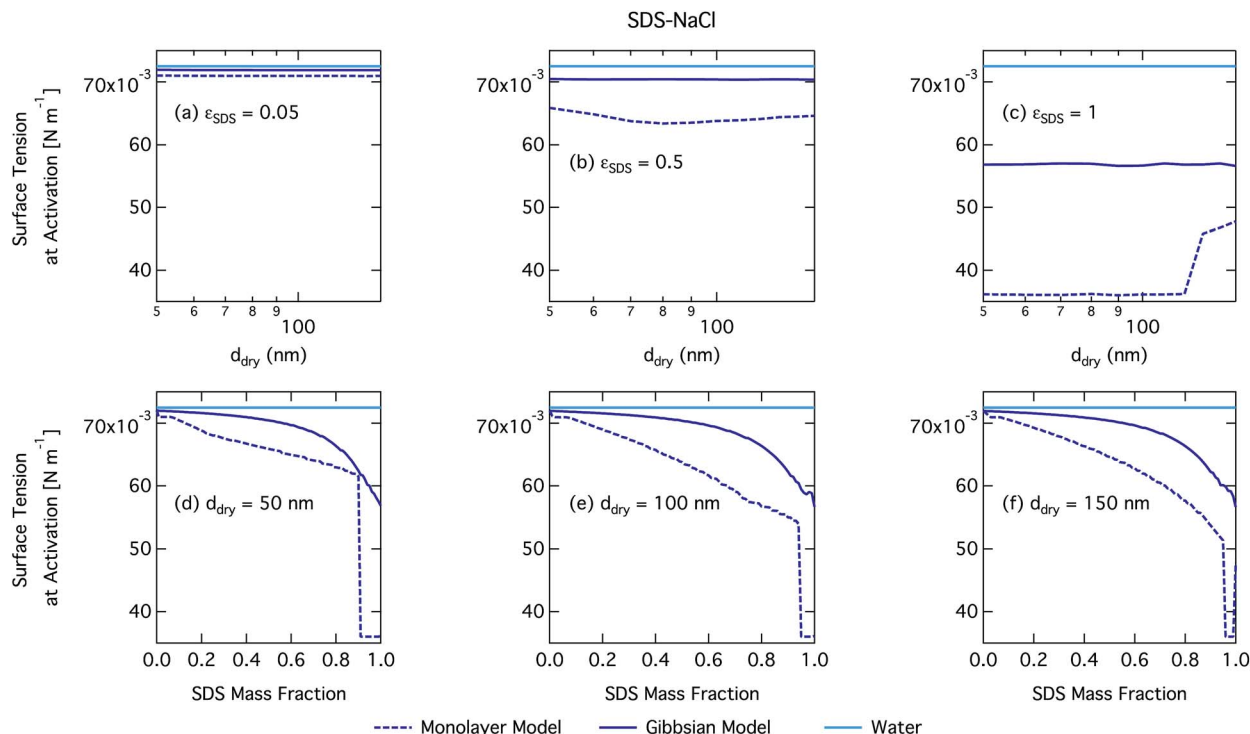


Fig. 6 Surface tension at activation calculated with the monolayer and Gibbs models as a function of dry particle size for SDS mass fractions (a) 0.05; (b) 0.5; (c) 1 and as a function of SDS mass fraction for dry particle sizes (d) 50 nm; (e) 100 nm; and (f) 150 nm.



Fig. 7 Droplet SDS surface fraction on the left axes calculated with the monolayer and Gibbs models and surface thickness from the monolayer model normalized to the thickness of one SDS monolayer on the right axes as a function of dry particle size for SDS mass fractions (a) 0.05; (b) 0.5; (c) 1 and as a function of SDS mass fraction for dry particle sizes (d) 50 nm; (e) 100 nm; and (f) 150 nm.



$\sigma_{\text{CMC,SDS}}$ applied in the monolayer model both for droplets reaching surface saturation and when the bulk concentration reaches the CMC, as mentioned in Section 2.4.1. The sharp drop in surface tension is more pronounced for smaller droplets. Because the surface in the monolayer model has a finite thickness, the surface/bulk volume ratio tends to infinity as the droplet radius decreases towards the surfactant monolayer thickness. For a sufficiently large surface/bulk volume ratio, partitioning essentially becomes a step function in the sense that for systems with CMC or solubility limitations, a single molecule in the bulk simultaneously reaches the maximum thermodynamically possible concentration and causes the maximum deviation of surface tension from that of pure water.²⁷

3.2.3 Surface partitioning. The fractions of the total SDS solute present in the droplet surfaces at activation is shown in Fig. 7. With both droplet models, the majority of SDS is partitioned to the surface for all particle systems studied. As the SDS mass fraction for a given dry particle size increases, in the monolayer model it eventually reaches the CMC as described above. The mass fraction where this occurs decreases slightly with decreasing dry particle size reflecting the influence of increasing droplet concentration. For pure SDS particles in panel (c) of Fig. 7, the activated droplets become dilute enough that the surface layer in the monolayer model is no longer saturated. This can be seen from the step increase in the growth factor in Fig. S1 in the ESI† and also produces a step increase in the surface tension at activation for the droplet. This behaviour is a consequence of the lower hygroscopicity of pure SDS particles when compared to mixed SDS–NaCl particles.^{3,8}

3.3 Complex surfactants

The monolayer model has a significant advantage compared to Gibbs models in general that fewer compound- and composition-specific parameters for the mixtures are needed and therefore must be known or assumed.²⁷ Specifically, no activity coefficients, which are very hard to obtain for most aqueous mixtures of atmospheric organic aerosols, are needed for the evaluation of bulk/surface partitioning within the droplet. All information on intermolecular interactions in the droplet phase is taken implicitly into account using composition dependent density and surface tension functions. These properties are challenging, but still often feasible, to measure with significant accuracy. This is particularly relevant for increasingly complex and atmospherically relevant systems, as for sparse ambient aerosol samples, where sufficient amounts of material for resolving concentration dependent aqueous properties are usually not obtained. Here, we study droplet properties during growth and activation for two surface active complex organic aerosol systems, NAFA, which does not have a well-defined molecular structure,^{73–75} and pollenkitts, which are each diverse mixtures of different organic compounds with unknown specific molecular identity and mixing ratios.^{12,56,76–78} These organic aerosol mixtures have previously been studied within the Gibbs droplet model framework^{12,13} and the necessary

thermodynamic data are therefore available to make model predictions feasible with both droplet models used here.

3.3.1 NAFA. Fig. 8 shows the critical supersaturation as a function of dry particle size and NAFA mass fraction. Predicted trends in S_{crit} are similar to those of SCA and SDS, although with a less significant salting out effect than for SDS in the monolayer model and none in the Gibbs model. No bump in the critical supersaturation is observed in contrast to SDS, indicating no additional salting out effect on droplet activation. The predicted trends in activation behavior are very similar for the two droplet models. As before, the monolayer model predicts more CCN active particles than the Gibbs model. Absolute differences between the models grow for increasing dry particle sizes, with a slight effect of increasing NAFA mass fraction for the smaller particles.

Fig. 8 shows experimental data from Kristensen *et al.*¹⁴ In general, their measured critical supersaturations fall somewhere in between the predictions of the two models. Smaller dry particles are activated at smaller critical droplet sizes than larger particles with the same overall composition (see Fig. S4† for growth factors.) The smaller droplets have a larger surface area to bulk volume ratio for the Gibbs model or surface to bulk volume ratio for the monolayer model than larger droplets. The mass balance of surfactant partitioning between the droplet bulk and surface is sensitive to the surface/bulk ratio for given molecular and solution properties, leading to a stronger enhancement of surface partitioning in the smaller droplets. The measured data are closer to those of the Gibbs model at smaller dry particle sizes where this effect is more pronounced and closer to that in the monolayer model for larger dry particles where the effect is less pronounced.

The CCN activity of NAFA has previously been modelled taking surface tension, non-ideality, and surface partitioning into account with the Gibbs model.¹³ The Gibbs model was run here with a different ternary surface tension parameterisation (equation form and fitting parameters) than used by Prisle and Molgaard¹³ for consistency between the model conditions within this work. Fig. 9 shows the droplet surface tension at activation as a function of dry particle size and NAFA mass fraction. The predicted surface tensions show large differences between the two models. While the Gibbs model predicts very little reduction in droplet surface tension at the point of activation and only for particles with the highest mass fractions of NAFA, surface tensions predicted with the monolayer model are significantly reduced at all ϵ_{NAFA} . This is again due to a clear difference in the droplet bulk composition predicted with the two different partitioning schemes, as seen in Fig. 10. Unrestricted surface partitioning in the Gibbs model under most conditions leads to significantly greater depletion of the droplet bulk. Here, essentially all NAFA solute is partitioned to the surface of activating droplets, but at the same time there is almost no surface tension depression, because the droplet bulk is nearly completely depleted. In both frameworks, surface tension and water activity are described as functions of droplet bulk composition. Physically, as the partitioning is established as an equilibrium gradient of surface active solute between





Fig. 8 Critical supersaturations calculated with the monolayer and Gibbs models as a function of dry particle size for NAFA mass fractions (a) 0.05; (b) 0.5; (c) 1 and as a function of NAFA mass fraction for dry particle sizes (d) 50 nm; (e) 100 nm; and (f) 150 nm. Measured critical supersaturations as a function of dry particle size from Kristensen *et al.*¹⁴ are also shown in panels (a)–(c). The measurements in panel (a) are for pure NaCl and are shown for comparison.



Fig. 9 Surface tension at activation calculated with the monolayer and Gibbs models as a function of dry particle size for NAFA mass fractions (a) 0.05; (b) 0.5; (c) 1 and as a function of NAFA mass fraction for dry particle sizes (d) 50 nm; (e) 100 nm; and (f) 150 nm.





Fig. 10 Droplet NAFA surface fraction on the left axes calculated with the monolayer and Gibbs models and surface thickness from the monolayer model normalized to the thickness of one NAFA monolayer on the right axes as a function of dry particle size for SCA mass fractions (a) 0.05; (b) 0.5; (c) 1 and as a function of NAFA mass fraction for dry particle sizes (d) 50 nm; (e) 100 nm; and (f) 150 nm.

surface and bulk phases, complete depletion of the bulk is only approached asymptotically.

From Fig. 9, the surface tension predicted at droplet activation by the monolayer model is seen to increase slightly with dry particle size, but on the other hand decreases significantly with increasing dry particle NAFA mass fraction. The increasing trend with dry size follows from the concurrent overall increasing dilution state of activating droplets (Fig. S4 in the ESI†). For increasing NAFA mass fractions, droplets are overall more concentrated at activation (Fig. S4†). In addition, the surface layer thickness (Fig. 10) increases more rapidly with increasing NAFA mass fraction for smaller dry particles. At some of the highest NAFA mass fractions ($\epsilon_{\text{NAFA}} \geq 0.95$), the relatively large NAFA molecules – with a reported average molar mass of 4266 g mol^{-1} (ref. 79) – are excluded from the surface layer, causing droplet bulk concentrations to approach the NAFA CMC. As the CMC is reached, a full monolayer coverage of NAFA at the surface is predicted from eqn (1), with the surface tension of pure NAFA approximated as $\sigma_{\text{CMC,NAFA}} = 48 \text{ mN m}^{-1}$. The same phenomenon is also observed, although much less pronounced, for SCA (Fig. 2 and 4).

The peculiar non-monotonic variation of NAFA surface fraction with ϵ_{NAFA} for a fixed dry particle size predicted by the monolayer model (Fig. 10(d)–(f)) partly stems from the assumed form of surface tension parameters. As the surface fraction predicted by the monolayer model is derived from measurements of surface tension, the model is sensitive to how these

physical observations are parameterised (see the ESI† for the full sensitivity study.) Because droplets are finite and confined systems, the partitioning mass balance is a sensitive function of droplet size, modulating both the dilution state and position of the surface/bulk partitioning equilibrium of the surfactant. This sensitivity in mass balance is further affected by the nonlinear dependence of surface thickness on composition and translates into a sensitive surface tension dependency on these conditions. It is possible that the sensitive non-monotonic variation with dry particle parameters seen in Fig. 10 would also be evident in actual droplet systems, but, to our knowledge, no experiment can currently resolve such a dependence. Interestingly, this behavior is not reflected in an equally dramatic variation in either S_{crit} , critical radius or surface tension of activating droplets.

3.3.2 Pollenkitt. The predicted CCN activation behavior of the two pollenkitt mixtures is very similar for both droplet models and for brevity, only results for ragweed pollenkitt are therefore shown here. The discussion for poplar pollenkitt follows that of ragweed below, and corresponding figures can be found in the ESI†.

Fig. 11 shows the critical supersaturation for ragweed pollenkitt–ammonium sulphate particles as a function of dry particle size and ragweed pollenkitt mass fraction. As seen with the other surface active organic aerosol systems, the Gibbs model also here predicts higher critical supersaturations than the monolayer model, except for ragweed mass fractions less



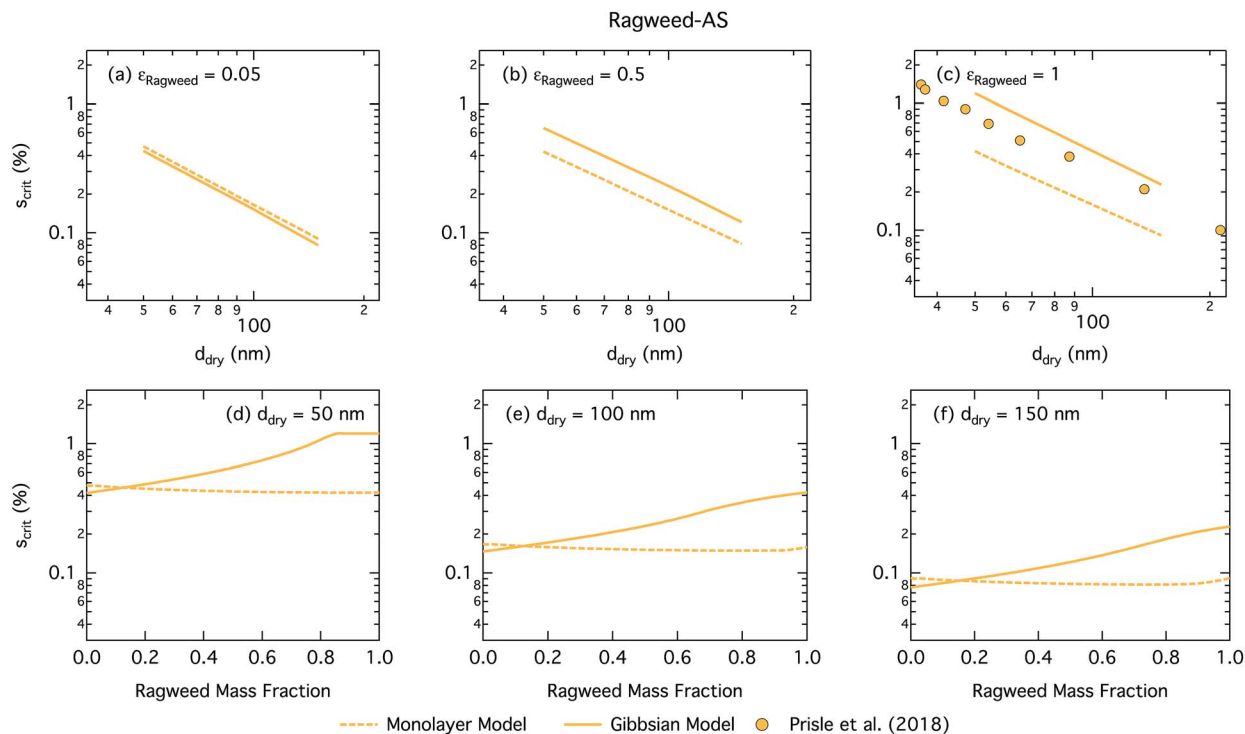


Fig. 11 Critical supersaturations calculated by using the monolayer and Gibbs models as a function of dry particle size for ragweed pollenkitt mass fractions (a) 0.05; (b) 0.5; (c) 1 and as a function of ragweed pollenkitt mass fraction for dry particle sizes (d) 50 nm; (e) 100 nm; and (f) 150 nm. Measured critical supersaturations as a function of pure ragweed pollenkitt dry particle size from Prisle *et al.*¹² are also shown in panel (c).

than 0.12. The difference between the two models remains fairly constant with dry particle size, but becomes noticeably greater for larger $\epsilon_{\text{ragweed}}$. There is a crossover between critical supersaturations predicted with the two models for $\epsilon_{\text{ragweed}}$ between 0.1 and 0.2. This signature is also found in the critical growth factors (Fig. S3 in the ESI†) and may be related to the different treatment of non-surface active, *i.e.* salt, components in the two models as described in Section 2. As differences in critical supersaturation for the two models can be seen even for the binary AS salt case ($\epsilon_{\text{ragweed}} = 0$), this may be due to differences in aqueous densities predicted when salt composition differs. In the monolayer model, droplets also have some AS salt in the surface, thereby decreasing the bulk concentration and Raoult effect from the salt. These differences can change the shape of the droplet growth (Köhler) curves and are further modulated by somewhat different droplet sizes at activation (see Fig. S3 in the ESI†). As $\epsilon_{\text{ragweed}}$ increases, these effects become relatively less significant compared to other effects of pollenkitt partitioning, leading to the observed crossover of predictions from the two models.

Measurements of critical supersaturation as a function of ragweed pollenkitt dry size from Prisle *et al.*¹² are also shown in panel (c) of Fig. 11. Both predictions from both models and the measurement data have a very similar slope in $\log d_{\text{dry}} - \log S_{\text{crit}}$ space. For pure pollenkitt particles, the Gibbs model predicts critical supersaturations closer to those seen in the measurements.

Droplet surface tensions at the critical point are shown in Fig. 12 as a function of dry particle size and ragweed pollenkitt

mass fraction. Surface tensions predicted with the monolayer model are consistently lower than those predicted with the Gibbs model. In the monolayer model, droplet surface tension is significantly reduced at all particle sizes and compositions, even reaching the imposed CMC condition for pure ragweed particles above 60 nm, whereas the reduction predicted with the Gibbs framework is much more modest and only becomes significant for larger dry particle sizes and $\epsilon_{\text{ragweed}}$. The surface tensions of macroscopic pollenkitt solutions were measured by Prisle *et al.*¹² for binary aqueous pollenkitt and for pollenkitt–ammonium sulphate mixtures with a pollenkitt mass fraction of 0.8. The ternary pollenkitt–ammonium sulphate aqueous tension parameterisation is therefore unconstrained at lower pollenkitt mass fractions, and similarly for droplets with lower $\epsilon_{\text{ragweed}}$, even in the absence of surface partitioning. Fig. 13 shows very high degrees of pollenkitt surface partitioning predicted for both droplet frameworks. These values may be exaggerated by bias in the surface tension parameterisation from measurements at high $\epsilon_{\text{ragweed}}$, where salting out effects may be more significant. Strong changes in salting out are not seen in Fig. 11, but may not be evident when conditions of low $\epsilon_{\text{ragweed}}$ are not represented in the surface tension parameterisations.

3.4 General discussion

Fig. 14 shows the slopes of log–log plots of critical supersaturation as a function of dry particle size plotted as a function of surfactant mass fraction for each of the studied aerosol systems.





Fig. 12 Surface tension at activation calculated by using the monolayer and Gibbs models as a function of dry particle size for ragweed pollenkitt mass fractions (a) 0.05; (b) 0.5; (c) 1 and as a function of ragweed pollenkitt mass fraction for dry particle sizes (d) 50 nm; (e) 100 nm; and (f) 150 nm.

The constant $\log d_{\text{dry}} - \log S_{\text{crit}}$ slope value of -1.5 predicted using basic equilibrium Köhler theory is shown in each panel for reference. Deviations of the slope from this value are indicative of the presence of droplet effects which introduce a different dependency of S_{crit} on d_{dry} than predicted using basic Köhler theory. We clearly see such deviations for many of our studied particle mixtures and the trend in deviation from the -1.5 line is greatly different between the different organic aerosol systems. In the case of SDS and ragweed pollenkitt particles, major deviations also exist between predictions with the two droplet partitioning models. The small fluctuations seen for some of the traces are numerical noise in the model.

In general, a number of effects can affect droplet growth and activation at the same time with competing size dependencies. In our present calculations, dry particle size and composition are varied in a well-known and systematic fashion, and we have assumed ideal droplet solutions such that activity coefficients do not vary with droplet dilution. Therefore, potential effects changing the $\log d_{\text{dry}} - \log S_{\text{crit}}$ slope are concentration dependent droplet surface tension reduction and water activity increase from bulk/surface partitioning.

As seen in the growth factor variation with dry particle size (Fig. 3 and S3–S6 in the ESI†), larger particles are generally activated as larger, more dilute droplets. From the Köhler eqn (4) it is therefore seen that concentration dependent droplet surface tension and surface partitioning effects on water activity will lead to opposite dependencies of S_{crit} on d_{dry} in the absence of further modulating effects. Concentration dependent surface

tension at the critical droplet size will increase as larger particles are activated into larger, more dilute droplets, leading to increasing S_{crit} and a less steep (greater than -1.5) slope of $\log d_{\text{dry}} - \log S_{\text{crit}}$. Surface partitioning will increase a_w and S_{crit} more strongly for the smaller droplets, leading to a steeper (smaller than -1.5) $\log d_{\text{dry}} - \log S_{\text{crit}}$ slope. Therefore, we can overall say that if surface tension effects are dominating the size dependency of S_{crit} , the slope of $\log d_{\text{dry}} - \log S_{\text{crit}}$ will be less steep than the value of -1.5 predicted using basic equilibrium Köhler theory and if surface partitioning depletion effects on a_w dominate, the $\log d_{\text{dry}} - \log S_{\text{crit}}$ slope will conversely be steeper. We see that, in general, both situations come into play across the full range of particle compositions studied in this work.

When the slopes in Fig. 14 remain constant at a value of -1.5 , the size dependency of S_{crit} is the same for all particle compositions as would have been predicted using basic Köhler theory without accounting for effects of surface activity. This, however, does not mean that the absolute values of S_{crit} are also the same, only the dependency on dry particle size. It also does not indicate the absence of surfactant effects, only that the overall influences of any size dependent effects present must balance out for all dry particle compositions to yield the same dependency of S_{crit} on d_{dry} as in the absence of these effects. This is the case for nearly all mass fractions of SDS in the Gibbs model and pollenkitt in the monolayer model. For succinic acid, there are small slope changes for predictions with both models (note the different scale on the axis, compared to the other three panels).



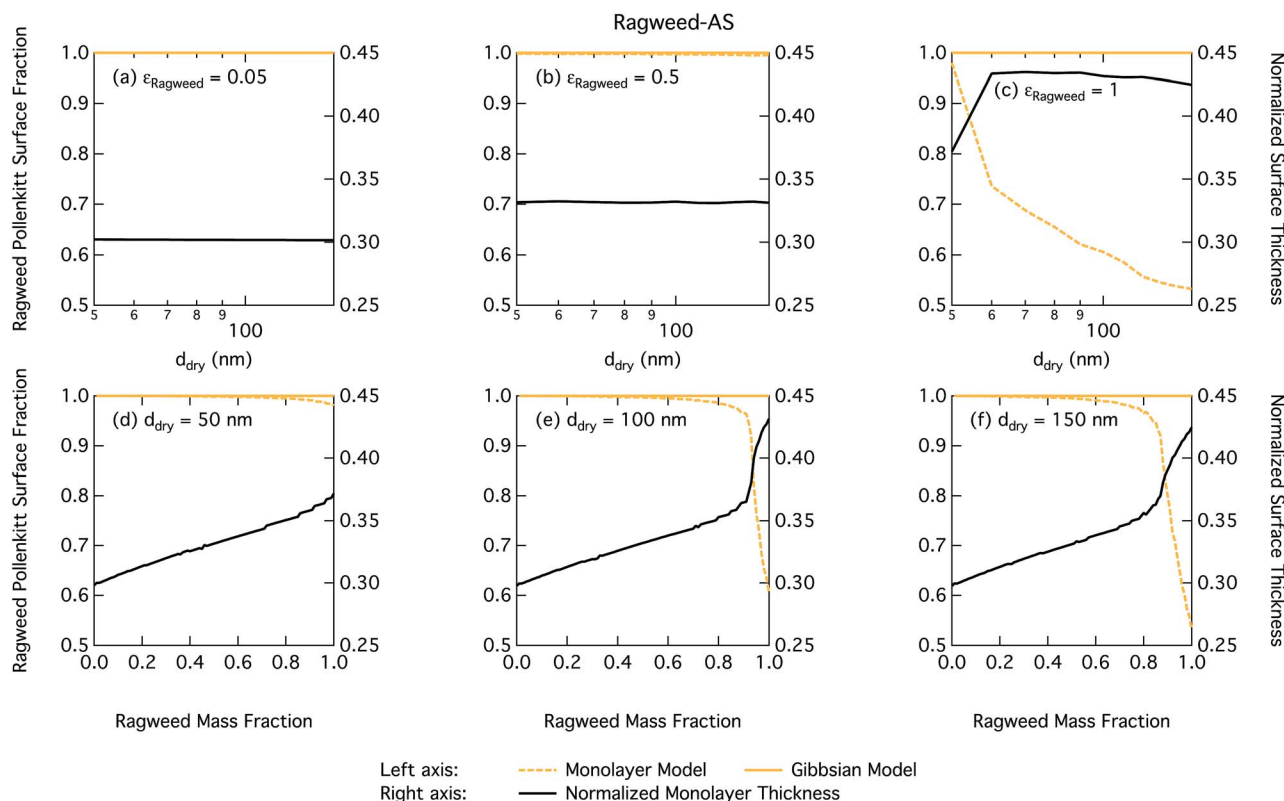


Fig. 13 Droplet ragweed pollenkitt surface fraction on the left axes calculated by the monolayer and Gibbs models and surface thickness from the monolayer model normalized to the thickness of one ragweed pollenkitt monolayer on the right axes as a function of dry particle size for pollenkitt mass fractions (a) 0.05; (b) 0.5; (c) 1 and as a function of pollenkitt mass fraction for dry particle sizes (d) 50 nm; (e) 100 nm; and (f) 150 nm.

When the $\log d_{\text{dry}} - \log S_{\text{crit}}$ slope deviates from -1.5 but remains constant across dry particle composition for a given set of surfactant–salt mixtures, particles display a different size dependency of S_{crit} than predicted using basic Köhler theory,

but this size dependency remains unchanged across the surfactant–salt composition range. Thus, among any size dependent effects which are present, the overall balance of these effects in producing the size dependency of S_{crit} does not change across the ensemble of surfactant–salt mixtures. Specifically, the balance between surface tension and partitioning depletion at droplet activation changes with dry particle size, changing the $\log d_{\text{dry}} - \log S_{\text{crit}}$ slope value from -1.5 , but this size dependent change otherwise remains the same for particles with different compositions. This can be seen for most of the Gibbs model results, for the major part of the NAFA particles, and in some sections of the monolayer model results for SDS and ragweed. The particle composition regions where there is a large size-dependent effect correspond to the transition regions in terms of CCN activity where it therefore becomes especially important to characterize both the surface tension and partitioning in an explicit and decoupled manner.

When there is a change in the slope of $\log d_{\text{dry}} - \log S_{\text{crit}}$ with dry particle composition, the overall balance or relative importance between effects that introduce different size dependencies of S_{crit} changes as a function of surfactant mass fraction in the particles. Here, specifically the balance of size dependencies in S_{crit} introduced by surface tension and bulk/surface partitioning changes as the dry particle composition changes. Such changes are seen for SDS particles with the monolayer model as SDS fractions increase beyond 0.25, with the Gibbs model for the very highest surfactant mass fractions, and for NAFA and

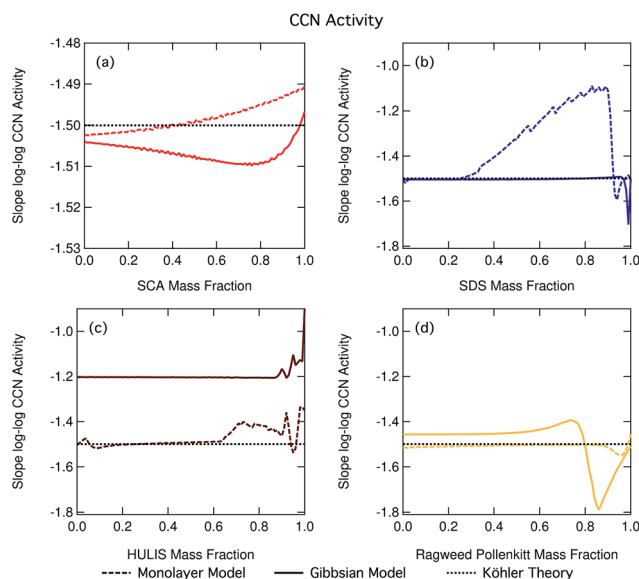


Fig. 14 Slopes of log–log plots of critical supersaturation versus dry diameter as a function of organic mass fraction in dry particles, for (a) SCA, (b) SDS, (c) NAFA, and (d) ragweed pollenkitt. Note the different scale on the y-axis for SCA in panel (a).



ragweed pollenkitt in both models, especially for larger organic fractions. The modality of $\log d_{\text{dry}} - \log S_{\text{crit}}$ slope change is however very different between the systems and models shown in Fig. 14.

Fig. 14 shows the effects of multiple processes and process levels. The large differences seen in the behavior of different surface active organic aerosol systems reflect the complex nature and impact of surface activity on droplet properties and cloud activation across particle sizes and compositions. These results underscore the importance of developing a more thorough understanding of atmospheric surfactants and their role in determining organic aerosol CCN activity.

3.4.1 Comparison to other partitioning models. The surface monolayer droplet model as an alternative to the Gibbs framework makes predictions that are not too different except in the very sensitive CCN transition regimes identified in Fig. 14. However, implications are significant for cloud microphysics. Facchini *et al.*² calculated that a 30% reduction in surface tension at droplet activation would produce a 20% increase in the cloud droplet number that could in turn lead to a change in cloud radiative forcing of up to -1 W m^{-2} . Prisle *et al.*¹⁶ implemented different parameterisations of surfactant effects into a global circulation model and found that the resulting effects on the cloud droplet number could produce changes in cloud short-wave radiative forcing of -0.3 – 3% .

Predictions from the monolayer model are overall more in line with the results of Ruehl *et al.*⁹ and Ovadnevaite *et al.*,¹⁰ compared to Gibbs surface thermodynamics. In the latter case, this is not entirely unexpected, since the monolayer model discussed here shares some phenomenological features with that presented by Ovadnevaite *et al.*,¹⁰ although overall the monolayer model has a simpler construction and relies on fewer specific assumptions.²⁷ Both frameworks assume a surface layer with finite thickness. In the monolayer model, the surface thickness is predicted from solution mixing properties, while Ovadnevaite *et al.*¹⁰ used an assumption based on organic C–C bond lengths, similar to that used by Prisle *et al.*⁷⁰ and Walz *et al.*^{80,81} Both models evaluate the aqueous droplet surface tension as an average of individual compound surface tensions weighted according to volume fractions. The monolayer model furthermore accounts for the effect of dissociated salts on surface tension. A major difference between the two frameworks is that molecules in the surface layer are considered by Ovadnevaite *et al.*¹⁰ to form patches of two fully separated phases, while a single mixed phase is assumed in the monolayer model framework.

On the other hand, the monolayer model is more versatile than the approach presented by Prisle *et al.*⁶ or the compressed film model of Ruehl *et al.*,⁹ which both assume complete phase separation of organic- and water-rich phases. Ruehl *et al.*⁹ report in their Table S2† an average droplet wet diameter at activation of $1.8 \pm 0.15 \mu\text{m}$ for 150 nm dry particles consisting of a 50 nm ammonium sulphate core with a succinic acid shell. Assuming densities of 1.56 and 1.77 g cm^{-3} for SCA and AS, respectively, these dry particles have an SCA mass fraction of 0.96. From Fig. S4† of Ruehl *et al.*,⁹ droplets at activation have surface tensions modeled from their Szyszkowski and compressed film models of 64.7 and 71.2 mN m^{-1} , respectively. For a 150 nm

SCA–NaCl dry particle with a SCA mass fraction of 0.96, the Gibbs and monolayer models of this work predict critical droplet surface tensions of 71.6 and 71.2 mN m^{-1} , respectively. Therefore – keeping in mind that the salts are different between the particle mixtures in each work – the small change in critical droplet surface tension for SCA–NaCl particles in this work is overall consistent with the results of Ruehl *et al.*⁹

When considering various recently proposed approaches to model surface–bulk partitioning and CCN activation,²⁷ the monolayer model provides a viable and physically transparent alternative to both the more simplified and more complex approaches, including Gibbs models.

4 Conclusions

The monolayer droplet model of Malila and Prisle²⁷ was successfully used to predict the bulk/surface partitioning, surface composition, and surface thickness of aqueous droplets comprising several surface active organic aerosol model systems. Combined with equilibrium Köhler theory, the CCN activity of these surface active model aerosol systems was calculated for a range of dry particle sizes and surface active organic mass fractions, using both the monolayer model and a traditional Gibbs surface framework.

Underpinning the CCN activity of surface active aerosols in the two models is an interplay of several mechanisms, including species and droplet mixing state-dependent surface partitioning, surface tension reduction, dilution, and changing surface/bulk volume ratios of aqueous droplets as they grow and are activated. This makes it complicated to unequivocally establish conditions for which surfactant effects on cloud droplet activation thermodynamics are significant or not.

The monolayer model predicts CCN activity comparable to that of the Gibbs model despite having a conceptually different representation of droplet surface thermodynamics and requiring fewer component- and composition-specific inputs. Overall, droplets are predicted to be activated at lower critical supersaturations, meaning the surface active aerosols are predicted to be more CCN active with the monolayer model. Due to the physical limitations on surface partitioning imposed by the finite surface volume and component densities in the monolayer model, droplet bulk concentrations at activation are predicted to be higher and may even exceed the critical micelle concentration, something which is typically not seen for predictions from the Gibbs models. A comprehensive evaluation of micelle effects in activating droplets will however require a fully thermodynamically consistent extension of the current framework.

The CCN activity predicted by the two droplet models was compared to measurement data where possible. The measured CCN activity of particles comprising the stronger surfactants SDS and NAFA more closely matched the Gibbs model results, whereas measurements for poplar and ragweed pollenkitt fell in between the predictions of the two models. For SCA particles, the models each match one set of measurements in the literature.

The overall good performance of the monolayer model for complex NAFA and pollenkitt particles demonstrates one of the major advantages of the monolayer model over the Gibbs



models. Being self-contained and requiring no specific mixing properties in terms of aqueous activity coefficients, the monolayer model is much more readily applicable for complex atmospherically relevant systems where compound and composition-specific data are not available.

Conflicts of interest

There are no conflicts to declare.

Acknowledgements

This project has received funding from the European Research Council (ERC) under the European Union's Horizon 2020 research and innovation programme, Project SURFACE (Grant Agreement No. 717022). The authors also gratefully acknowledge the financial contribution from the Academy of Finland, including Grant No. 308238, 314175, and 290145.

Notes and references

- Z. Li, A. Williams and M. Rood, Influence of Soluble Surfactant Properties on the Activation of Aerosol Particles Containing Inorganic Solute, *J. Atmos. Sci.*, 1998, **55**, 1859–1866.
- M. Facchini, M. Mircea, S. Fuzzi and R. Charlson, Cloud Albedo Enhancement by Surface-Active Organic Solutes in Growing Droplets, *Nature*, 1999, **401**, 257–259.
- R. Sorjamaa, B. Svenningsson, T. Raatikainen, S. Henning, M. Bilde and A. Laaksonen, The Role of Surfactants in Köhler Theory Reconsidered, *Atmos. Chem. Phys.*, 2004, **4**, 2107–2117.
- N. L. Prisle, T. Raatikainen, R. Sorjamaa, B. Svenningsson, A. Laaksonen and M. Bilde, Surfactant partitioning in cloud droplet activation: a study of C8, C10, C12 and C14 normal fatty acid sodium salts, *Tellus*, 2008, **60B**, 416–431.
- N. L. Prisle, T. Raatikainen, A. Laaksonen and M. Bilde, Surfactants in cloud droplet activation: mixed organic-inorganic particles, *Atmos. Chem. Phys.*, 2010, **10**, 5663–5683.
- N. L. Prisle, M. Dal Maso and H. Kokkola, A simple representation of surface active organic aerosol in cloud droplet formation, *Atmos. Chem. Phys.*, 2011, **11**, 4073–4083.
- B. Nozière, C. Baduel and J.-L. Jaffrezo, The dynamic surface tension of atmospheric aerosol surfactants reveals new aspects of cloud activation, *Nat. Commun.*, 2014, **5**, 1–7.
- S. S. Petters and M. D. Petters, Surfactant effect on cloud condensation nuclei for two-component internally mixed aerosols, *J. Geophys. Res.: Atmos.*, 2016, **121**, 1878–1895.
- C. R. Ruehl, J. F. Davies and K. R. Wilson, An interfacial mechanism for cloud droplet formation on organic aerosols, *Science*, 2016, **351**, 1447–1450.
- J. Ovadnevaite, A. Zuend, A. Laaksonen, K. J. Sanchez, G. Roberts, D. Ceburnis, S. Decesari, M. Rinaldi, N. Hodas, M. C. Facchini, J. H. Seinfeld and C. O' Dowd, Surface tension prevails over solute effect in organic-influenced cloud droplet activation, *Nature*, 2017, **546**, 637–641.
- S. D. Forestieri, S. M. Staudt, T. M. Kuborn, K. Faber, C. R. Ruehl, T. H. Bertram and C. D. Cappa, Establishing the impact of model surfactants on cloud condensation nuclei activity of sea spray aerosol mimics, *Atmos. Chem. Phys.*, 2018, **18**, 10985–11005.
- N. L. Prisle, J. J. Lin, S. K. Purdue, H. Lin, J. C. Meredith and A. Nenes, CCN activity of six pollenkitts and the influence of their surface activity, *Atmospheric Chemistry and Physics Discussions*, 2018, **2018**, 1–26.
- N. L. Prisle and B. Molgaard, Modeling CCN activity of chemically unresolved model HULIS, including surface tension, non-ideality, and surface partitioning, *Atmospheric Chemistry and Physics Discussions*, 2018, **2018**, 1–23.
- T. B. Kristensen, N. L. Prisle and M. Bilde, Cloud droplet activation of mixed model HULIS and NaCl particles: Experimental results and κ -Köhler theory, *Atmos. Res.*, 2014, **137**, 167–175.
- A. M. K. Hansen, J. Hong, T. Raatikainen, K. Kristensen, A. Ylisirniö, A. Virtanen, T. Petäjä, M. Glasius and N. L. Prisle, Hygroscopic properties and cloud condensation nuclei activation of limonene-derived organosulfates and their mixtures with ammonium sulfate, *Atmos. Chem. Phys.*, 2015, **15**, 14071–14089.
- N. L. Prisle, A. Asmi, D. Topping, A.-I. Partanen, S. Romakkaniemi, M. Dal Maso, M. Kulmala, A. Laaksonen, K. E. J. Lehtinen, G. McFiggans and H. Kokkola, Surfactant effects in global simulations of cloud droplet activation, *Geophys. Res. Lett.*, 2012, **39**, L05802.
- D. Topping, An analytical solution to calculate bulk mole fractions for any number of components in aerosol droplets after considering partitioning to a surface layer, *Geosci. Model Dev.*, 2010, **3**, 635–642.
- T. Raatikainen and A. Laaksonen, A simplified treatment of surfactant effects on cloud drop activation, *Geosci. Model Dev.*, 2011, **4**, 107–116.
- M. J. Rood and A. L. Williams, *J. Atmos. Sci.*, 2001, **58**, 1468–1473.
- M. Petters and S. Kreidenweis, A single parameter representation of hygroscopic growth and cloud condensation nucleus activity—Part 3: Including surfactant partitioning, *Atmos. Chem. Phys.*, 2013, **13**, 1081–1091.
- M. Shulman, M. Jacobson, R. Charlson, R. Synovec and T. Young, Dissolution Behavior and Surface Tension Effects of Organic Compounds in Nucleating Cloud Droplets, *Geophys. Res. Lett.*, 1996, **23**, 277–280.
- M. Hori, S. Ohta, N. Muraio and S. Yamagata, Activation capability of water soluble organic substances as CCN, *J. Aerosol Sci.*, 2003, **34**, 419–448.
- E. Aumann, L. Hildemann and A. Tabazadeh, Measuring and modeling the composition and temperature-dependence of surface tension for organic solutions, *Atmos. Environ.*, 1967, **44**, 329–337.
- S. Ekström, B. Nozière, M. Hultberg, T. Alsberg, J. Magnér, E. D. Nilsson and P. Artaxo, A possible role of ground-based microorganisms on cloud formation in the atmosphere, *Biogeosciences*, 2010, **7**, 387–394.



- 25 A. M. K. Hansen, J. Hong, T. Raatikainen, K. Kristensen, A. Ylisirniö, A. Virtanen, T. Petäjä, M. Glasius and N. L. Prisle, Hygroscopic properties and cloud condensation nuclei activation of limonene-derived organosulfates and their mixtures with ammonium sulfate, *Atmos. Chem. Phys.*, 2015, **15**, 14071–14089.
- 26 C. R. Ruehl and K. R. Wilson, Surface organic monolayers control the hygroscopic growth of submicrometer particles at high relative humidity, *J. Phys. Chem. A*, 2014, **118**, 3952–3966.
- 27 J. Malila and N. L. Prisle, A monolayer partitioning scheme for droplets of surfactant solutions, *J. Adv. Model. Earth Sy.*, submitted.
- 28 H. Köhler, The Nucleus in and the Growth of Hygroscopic Droplets, *Trans. Faraday Soc.*, 1936, **32**, 1152–1161.
- 29 J. Vanhanen, A.-P. Hyvärinen, T. Anttila, T. Raatikainen, Y. Viisanen and H. Lihavainen, Ternary solution of sodium chloride, succinic acid and water; surface tension and its influence on cloud droplet activation, *Atmos. Chem. Phys.*, 2008, **8**, 4595–4604.
- 30 A. Laaksonen and M. Kulmala, An explicit cluster model for binary nuclei in water–alcohol systems, *J. Chem. Phys.*, 1991, **95**, 6745–6748.
- 31 M. Salonen, J. Malila, I. Napari and A. Laaksonen, Evaluation of surface composition of surface active water–alcohol type mixtures: a comparison of empirical models, *J. Phys. Chem. B*, 2005, **109**, 3472–3479.
- 32 S. S. Petters and M. D. Petters, Surfactant effect on cloud condensation nuclei for two-component internally mixed aerosols, *J. Geophys. Res.: Atmos.*, 2016, **121**, 1878–1895.
- 33 G. Ganbavale, A. Zuend, C. Marcolli and T. Peter, Improved AIOMFAC model parameterisation of the temperature dependence of activity coefficients for aqueous organic mixtures, *Atmos. Chem. Phys.*, 2015, **15**, 447–493.
- 34 S. L. Clegg and J. H. Seinfeld, Thermodynamic Models of Aqueous Solutions Containing Inorganic Electrolytes and Dicarboxylic Acids at 298.15 K. 2. Systems Including Dissociation Equilibria, *J. Phys. Chem. A*, 2006, **110**, 5718–5734.
- 35 C. Cai, D. J. Stewart, J. P. Reid, Y.-H. Zhang, P. Ohm, C. S. Dutcher and S. L. Clegg, Organic Component Vapor Pressures and Hygroscopicities of Aqueous Aerosol Measured by Optical Tweezers, *J. Phys. Chem. A*, 2015, **119**, 704–718.
- 36 E. Dinar, I. Taraniuk, E. R. Graber, S. Katsman, T. Moise, T. Anttila, T. F. Mentel and Y. Rudich, Cloud Condensation Nuclei properties of model and atmospheric HULIS, *Atmos. Chem. Phys.*, 2006, **6**, 2465–2481.
- 37 E. R. Graber and Y. Rudich, Atmospheric HULIS: How humic-like are they? A comprehensive and critical review, *Atmos. Chem. Phys.*, 2006, **6**, 729–753.
- 38 T. Feczko, H. Puxbaum, A. Kasper-Giebl, M. Handler, A. Limbeck, A. Gelencsér, C. Pio, S. Preunkert and M. Legrand, Determination of water and alkaline extractable atmospheric humic-like substances with the TU Vienna HULIS analyzer in samples from six background sites in Europe, *J. Geophys. Res.*, 2007, **112**, D23S10.
- 39 Z. Krivácsy, G. Kiss, D. Ceburnis, G. Jennings, W. Maenhaut, I. Salma and D. Shooter, Study of water-soluble atmospheric humic matter in urban and marine environments, *Atmos. Res.*, 2008, **87**, 1–12.
- 40 I. Salma, T. Mészáros, W. Maenhaut, E. Vass and Z. Majer, Chirality and the origin of atmospheric humic-like substances, *Atmos. Chem. Phys.*, 2010, **10**, 1315–1327.
- 41 T. B. Kristensen, H. Wex, B. Nekat, J. K. Nøjgaard, D. van Pinxteren, D. H. Lowenthal, L. R. Mazzoleni, K. Dieckmann, C. Bender Koch, T. F. Mentel, H. Herrmann, A. Gannet Hallar, F. Stratmann and M. Bilde, Hygroscopic growth and CCN activity of HULIS from different environments, *J. Geophys. Res.*, 2012, **117**, D22203.
- 42 G. Kiss, E. Tombacz and H.-C. Hansson, Surface Tension Effects of Humic-Like Substances in the Aqueous Extract of Tropospheric Fine Aerosol, *J. Atmos. Chem.*, 2005, **50**, 279–294.
- 43 I. Salma, R. Ocskay, I. Varga and W. Maenhaut, Surface tension of atmospheric humic-like substances in connection with relaxation, dilution, and solution pH, *J. Geophys. Res.*, 2006, **111**, D23205.
- 44 I. Taraniuk, E. R. Graber, A. Kostinski and Y. Rudich, Surfactant properties of atmospheric and model humic-like substances (HULIS), *Geophys. Res. Lett.*, 2007, **34**, L16807.
- 45 H. A. Khwaja, Atmospheric concentrations of carboxylic acids and related compounds at a semiurban site, *Atmos. Environ.*, 1995, **29**, 127–139.
- 46 S. Decesari, M. C. Facchini, S. Fuzzi and E. Tagliavini, Characterization of water-soluble organic compounds in atmospheric aerosol: A new approach, *J. Geophys. Res.*, 2000, **105**, 1481–1489.
- 47 S. Decesari, M. C. Facchini, E. Matta, F. Lettini, M. Mircea, S. Fuzzi, E. Tagliavini and J. P. Putaud, Chemical features and seasonal variation of fine aerosol water-soluble organic compounds in the Po Valley, Italy, *Atmos. Environ.*, 2001, **35**, 3691–3699.
- 48 L. M. Russell, S. F. Maria and S. C. B. Myneni, Mapping organic coatings on atmospheric particles, *Geophys. Res. Lett.*, 2002, **29**, 26-1–26-4.
- 49 B. R. T. Simoneit, M. Kobayashi, M. Mochida, K. Kawamura and B. J. Huebert, Aerosol particles collected on aircraft flights over the northwestern Pacific region during the ACE-Asia campaign: Composition and major sources of the organic compounds, *J. Geophys. Res.: Atmos.*, 2004, **109**, D19S09.
- 50 M. Legrand, S. Preunkert, C. Galy-Lacaux, C. Liousse and D. Wagenbach, Atmospheric year-round records of dicarboxylic acids and sulfate at three French sites located between 630 and 4360 m elevation, *J. Geophys. Res.*, 2005, **110**(14), 459–511.
- 51 J. Jung, B. Tsatsral, Y. J. Kim and K. Kawamura, Organic and inorganic aerosol compositions in Ulaanbaatar, Mongolia, during the cold winter of 2007 to 2008: Dicarboxylic acids, ketocarboxylic acids, and α -dicarbonyls, *J. Geophys. Res.*, 2010, **115**, D22203.



- 52 F. D. Pope, Pollen grains are efficient cloud condensation nuclei, *Environ. Res. Lett.*, 2010, **5**, 044015.
- 53 P. T. Griffiths, J. S. Borlace, P. J. Gallimore, M. Kalberer, M. Herzog and F. D. Pope, Hygroscopic growth and cloud activation of pollen: a laboratory and modelling study, *Atmos. Sci. Lett.*, 2012, **13**, 289–295.
- 54 A. L. Steiner, S. D. Brooks, C. Deng, D. C. Thornton, M. W. Pendleton and V. Bryant, Pollen as atmospheric cloud condensation nuclei, *Geophys. Res. Lett.*, 2015, 3596–3602.
- 55 F. Knoll, Über Pollenkitt und Bestäubungsart, *Z. Bot.*, 1930, **23**, 609–675.
- 56 E. Pacini and M. Hesse, Pollenkitt - its composition, forms and functions, *Flora*, 2005, **200**(5), 399–415.
- 57 A. M. Rowe and J. C. S. Chou, Pressure-volume-temperature-concentration relation of aqueous NaCl solution, *J. Chem. Eng. Data*, 1970, **15**, 61–66.
- 58 I. N. Tang and H. R. Munkelwitz, Water activities, densities, and refractive indices of aqueous sulfates and sodium nitrate droplets of atmospheric importance, *J. Geophys. Res.: Atmos.*, 1994, **99**, 18801–18808.
- 59 C. E. Corrigan and T. Novakov, Cloud condensation nucleus activity of organic compounds: a laboratory study, *Atmos. Environ.*, 1999, **33**, 2661–2668.
- 60 T. A. Rissman, V. Varutbangkul, J. D. Surratt, D. O. Topping, G. McFiggans, R. C. Flagan and J. H. Seinfeld, Cloud condensation nucleus (CCN) behavior of organic aerosol particles generated by atomization of water and methanol solutions, *Atmos. Chem. Phys.*, 2007, **7**, 2949–2971.
- 61 M. Bilde and B. Svenningsson, CCN Activation of Slightly Soluble Organics: The Importance of Small Amounts of Inorganic Salt and Particle Phase, *Tellus*, 2004, **56B**, 128–134.
- 62 S. Henning, T. Rosenørn, B. D'Anna, A. Gola, B. Svenningsson and M. Bilde, Cloud Droplet Activation and Surface Tension of Mixtures of Slightly Soluble Organics and Inorganic Salt, *Atmos. Chem. Phys.*, 2005, **5**, 575–582.
- 63 B. Svenningsson, J. Rissler, E. Swietlicki, M. Mircea, M. Bilde, M. C. Facchini, S. Decesari, S. Fuzzi, J. Zhou, J. Mønster and T. Rosenørn, Hygroscopic growth and critical supersaturations for mixed aerosol particles of inorganic and organic compounds of atmospheric relevance, *Atmos. Chem. Phys.*, 2006, **6**, 1937–1952.
- 64 A. Prenni, P. DeMott, S. Kreidenweis, D. Sherman, L. Russel and Y. Ming, The Effects of Low Molecular Weight Dicarboxylic Acids on Cloud Formation, *J. Phys. Chem. A*, 2001, **105**, 11240–11248.
- 65 K. Broekhuizen, P. P. Kumar and J. P. D. Abbatt, Partially soluble organics as cloud condensation nuclei: Role of trace soluble and surface active species, *Geophys. Res. Lett.*, 2004, **31**, L01107.
- 66 K. Hartz, J. Tischuk, M. Chan, C. Chan, N. Donahue and S. Pandis, Cloud Condensation Nuclei Activation of Monoterpene and Sesquiterpene Secondary Organic Aerosol, *Atmos. Environ.*, 2006, **40**, 605–617.
- 67 M. B. Altaf, D. D. Dutcher, T. M. Raymond and M. A. Freedman, Effect of particle morphology on cloud condensation nuclei activity, *ACS Earth Space Chem.*, 2018, **2**, 634–639.
- 68 A.-P. Hyvärinen, H. Lihavainen, A. Gaman, L. Vairila, H. Ojala, M. Kulmala and Y. Viisanen, Surface Tensions and Densities of Oxalic, Malonic, Succinic, Maleic, Malic, and *cis*-Pinonic Acids, *J. Chem. Eng. Data*, 2006, **51**, 255–260.
- 69 J. H. Seinfeld and S. N. Pandis, *Atmospheric Chemistry and Physics - From Air Pollution to Climate Change*, John Wiley and Sons, Inc., 2nd edn, 2006.
- 70 N. L. Prisle, N. Ottosson, G. Öhrwall, J. Söderström, M. D. Maso and O. Björneholm, Surface/bulk partitioning and acid/base speciation of aqueous decanoate: direct observations and atmospheric implications, *Atmos. Chem. Phys.*, 2012, **12**, 12227–12242.
- 71 G. Öhrwall, N. L. Prisle, N. Ottosson, J. Werner, V. Ekholm, M.-M. Walz and O. Björneholm, Acid-Base Speciation of Carboxylate Ions in the Surface Region of Aqueous Solutions in the Presence of Ammonium and Aminium Ions, *J. Phys. Chem. B*, 2015, **119**, 4033–4040.
- 72 M. D. Petters, S. R. Suda and S. I. Christensen, The role of dynamic surface tension in cloud droplet activation, *AIP Conf. Proc.*, 2013, **1527**, 801–807.
- 73 K. A. Thorn, D. W. Folan and P. MacCarthy, Characterization of the International Humic Substances Society standard and reference fulvic and humic acids by solution state carbon-13 (13C) and hydrogen-1 (1H) nuclear magnetic resonance spectrometry, *U.S. Geological Survey Technical Report 89-4196*, U.S. Dept. of the Interior, 1989.
- 74 G. Riise and B. Salbu, Major and trace elements in standard and reference samples of aquatic humic substances determined by instrumental neutron activation analysis (INAA), *Sci. Total Environ.*, 1989, **81–82**, 137–142.
- 75 J. Peuravuori and K. Pihlaja, Multi-method characterization of lake aquatic humic matter isolated with two different sorbing solids, *Anal. Chim. Acta*, 1998, **363**, 235–247.
- 76 H. E. M. Dobson, J. Bergström, G. Bergström and I. Groth, Pollen and flower volatiles in two *Rosa* species, *Phytochemistry*, 1987, **26**(12), 3171–3173.
- 77 H. E. M. Dobson, Survey of Pollen and Pollenkitt Lipids - Chemical Cues to Flower Visitors, *Am. J. Bot.*, 1988, **75**(2), 170–182.
- 78 P. Piffanelli, J. H. E. Ross and D. J. Murphy, Biogenesis and function of the lipidic structures of pollen grains, *Sex. Plant Reprod.*, 1998, **11**(2), 65–80.
- 79 J. Mäkelä and P. Manninen, Molecular size distribution and structure investigations of humic substances in groundwater, *Posiva Oy working report 2008-36*, 2008.
- 80 M.-M. Walz, C. Caleman, J. Werner, V. Ekholm, D. Lundberg, N. L. Prisle, G. Öhrwall and O. Björneholm, Surface behavior of amphiphiles in aqueous solution: a comparison between different pentanol isomers, *Phys. Chem. Chem. Phys.*, 2015, **17**, 14036–14044.
- 81 M.-M. Walz, J. Werner, V. Ekholm, N. L. Prisle, G. Öhrwall and O. Björneholm, Alcohols at the aqueous surface: chain length and isomer effects, *Phys. Chem. Chem. Phys.*, 2016, **18**, 6648–6656.

