



Cite this: *Environ. Sci.: Processes Impacts*, 2024, 26, 269

## Emission inventory of PFASs and other fluorinated organic substances for the fluoropolymer production industry in Europe†

Joost Dalmijn, <sup>a</sup> Juliane Glüge, <sup>b</sup> Martin Schering <sup>b</sup> and Ian T. Cousins <sup>a</sup>

Fluoropolymers are a group of fluorinated polymers within the broad class of substances known as per- and polyfluoroalkyl substances (PFASs). During their production, a wide array of additional fluorinated organic substances (many PFASs and some not defined as PFASs) are used, formed and emitted to air and water. This study aims to assess, and make an inventory of, all emissions of PFASs and other fluorinated organic substances by the fluoropolymer production industry in Europe using available emission databases and permits. Air emissions of the fluorinated gases (*i.e.*, chlorofluorocarbons, hydrofluorocarbons, hydrochlorofluorocarbons and perfluorocarbons (CFCs, H(C)FCs and PFCs)) by this industry have reportedly decreased between 2007 and 2021 from roughly 500 to 150 tonnes per year. Emissions of fluorosurfactants to air and water have also been reduced significantly. However, large uncertainties remain regarding the emissions of substances that are neither fluorinated gases nor fluorosurfactants but are classified as PFASs, such as polymerization by-products, chain transfer agents and fluorinated solvents. The available data indicate that the release of these substances is not decreasing but remains relatively stable. As this inventory probably underestimates emissions, further research, improved data availability and more harmonized reporting of emissions are necessary to obtain more accurate emission data for these substances. Nevertheless, based on the available data, it is clear that the emissions from fluoropolymer production plants to air and water are still significant and that the production of fluoropolymers continues to introduce persistent substances to the environment.

Received 29th September 2023  
Accepted 19th December 2023

DOI: 10.1039/d3em00426k

rsc.li/esp

### Environmental significance

The fluorochemical industry argues that fluoropolymers should not be grouped with other PFASs and points out that they meet the Organization for Economic Cooperation and Development (OECD) criteria for “polymers of low concern”. These arguments focus misleadingly on the use phase, while it is known that the largest environmental impacts have been, and remain to be, associated with emissions during production. This study summarizes what is known regarding the many different fluorinated substances released during European production. While there have been some recent emission reductions, there remain emissions of multiple fluorinated substances ongoing with known or probable environmental impacts. It is important not to trivialize the lifecycle impacts of fluoropolymers and be misled that they are inert and safe materials.

## 1. Introduction

Fluoropolymers are high-molecular weight synthetic materials that consist of a carbon-fluorine backbone which comprises repeating building blocks that are derived from smaller reactive organic fluorocarbon molecules called monomers.<sup>1</sup> The strong carbon–fluorine bond provides fluoropolymers with high chemical and thermal resistance. Furthermore, the unparalleled electronegativity of fluorine leads to low polarizability of the

carbon–fluorine bond and thus weak dispersive intermolecular forces, which explains the low surface tension (or surface energy) of these materials.<sup>2</sup> Fluoropolymers can be classified as per- and polyfluoroalkyl substances (PFASs) according to the 2021 OECD definition, because they contain at least one perfluoroalkyl (–CF<sub>2</sub>–) moiety without a chlorine, bromine, iodine or hydrogen group attached.<sup>3</sup> Fluoropolymers have many applications including (but not limited to) non-stick coatings in cookware, insulated electrical wiring, battery membranes, building materials, lubricants, personal protection gear and medical devices.<sup>4–6</sup> While useful, carbon–fluorine chemistry is associated with environmental impacts, such as global warming, ozone depletion, ecotoxicity and impacts on human health.<sup>7–9</sup>

Fluoropolymers with significant production volumes include polytetrafluoroethylene (PTFE), polyvinylidene fluoride (PVDF),

<sup>a</sup>Department of Environmental Science, Stockholm University, SE-10691 Stockholm, Sweden. E-mail: Ian.Cousins@aces.su.se

<sup>b</sup>Institute of Biogeochemistry and Pollutant Dynamics, ETH Zürich, 8092 Zürich, Switzerland

† Electronic supplementary information (ESI) available. See DOI: <https://doi.org/10.1039/d3em00426k>



fluorinated ethylene propylene (FEP), fluorine Kautschuk materials (FKMs) or fluoroelastomers, ethylene tetrafluoroethylene (ETFE), ethylene chlorotrifluoroethylene (ECTFE), perfluoropolyethers (PFPEs), perfluoroalkoxyalkanes (PFA), and copolymers of tetrafluoroethylene, hexafluoropropylene and vinylidene fluoride (THV).<sup>10</sup> The diversity of fluoropolymers reflects different desired characteristics, such as melt-processability, crystallinity, solvability and other physical and chemical properties.

Monomers used in the production of fluoropolymers include tetrafluoroethylene (TFE), trifluoroethylene (TrFE), hexafluoropropylene (HFP), hexafluoropropylene oxide (HFPO), chlorotrifluoroethylene (CTFE), vinylidene fluoride (VDF) and various perfluoroethers (*e.g.* perfluoropropylvinyl ether (PPVE)).<sup>11</sup> Fluoropolymers are either polymers of a single monomer (homopolymer) or multiple monomers (copolymer). The basis of fluoromonomer synthesis is the reaction of hydrofluoric acid (HF) with small organic molecules. HF itself is derived from the reaction of the inorganic mineral fluorspar (CaF<sub>2</sub>) and sulphuric acid (H<sub>2</sub>SO<sub>4</sub>).<sup>12</sup> The fluoropolymer production industry is projected to grow from an estimated 3.3 billion USD in 2019 to a projected 4.6 billion USD in 2024.<sup>13</sup> This makes fluoropolymers the second largest produced subgroup of PFASs after fluorinated gases, which comprise chlorofluorocarbons (CFCs), hydrochlorofluorocarbons (HCFCs), hydrofluorocarbons (HFCs), hydrofluoroolefins (HFOs) and perfluorocarbons (PFCs).<sup>14</sup>

(Fluoro)polymers cover a grey zone in both classification and regulation in the European Union (EU) as they are currently not regulated under the European regulation on the Registration, Evaluation, Authorisation and Restriction of Chemicals (REACH). However, with the revision of REACH it is planned to establish the obligation to register polymers,<sup>15</sup> which would also include fluoropolymers. Also, authorities from the EU member states Denmark, Germany, the Netherlands and Sweden, together with the EU-associated state Norway, submitted a proposal for the restriction of PFASs under Annex XV of REACH.<sup>16</sup> This proposal follows a grouping approach, using the OECD 2021 definition of PFASs as a starting point and does include fluoropolymers.<sup>3,16</sup> The fluoropolymer production industry, and some downstream users of fluoropolymers, on the other hand, are arguing for fluoropolymers to be exempted from this restriction proposal on the basis of their inert properties and the functions they fulfil in society.<sup>17</sup>

Many modern fluoropolymers are considered relatively inert due to their high molecular weight and stability and are believed to contain few leachable impurities.<sup>18</sup> However, during their production, lower-molecular-weight fluorinated or other halogenated organic molecules are used or emitted. These substances could be persistent, bioaccumulative, toxic, and have high global warming potential (GWP) and/or ozone depleting potential (ODP).<sup>11,19,20</sup> These issues necessitate a wide scope for assessments of the sustainability and future of this industry in the context of the restriction proposal.

Historically, PFAS research conducted by environmental scientists has mostly focused on a subset of PFASs called perfluoroalkyl acids (PFAAs), and their precursors. The PFAAs are

fluorosurfactants and contain a hydrophobic per- or poly-fluoroalkyl chain and a hydrophilic head group (*e.g.* carboxylate or sulfonate). Fluoropolymers made through the emulsion polymerization process require fluorosurfactants to emulsify and stabilize aqueous dispersions. Initially, salts of long-chain perfluoroalkyl carboxylic acids (PFCAs), such as PFOA and PFNA, were used in this process. These uses were phased out by manufacturers in Europe, North America and Japan between 2002 and 2016 and alternative fluorosurfactants were introduced, mainly perfluoroether carboxylic acids (PFECAs) (with shorter perfluoroalkyl chains connected *via* ether linkages) that are less bioaccumulative but still toxic and persistent. While the fluoropolymer production industry was a significant historical source of these problematic fluorosurfactant substances in the environment,<sup>21</sup> the use and emissions of PFAAs and PFECAs by the fluoropolymer industry in Europe are better controlled today through the introduction of abatement measures, restrictions and regulations and innovations such as fluorosurfactant-free polymerization.<sup>12,17</sup> Although these developments seem beneficial for PFAS emissions, some fluorosurfactant-free polymerization techniques make use of chain transfer agents to actually generate fluorinated surfactants *in situ* and thereby potentially increase the formation of fluorinated polymerization by-products.<sup>12,22</sup> Furthermore, fluorosurfactants only represent a part of the PFAS uses and emissions by this industry (see Table S1 in ESI-2† for an overview of fluorosurfactants used by the fluoropolymer production industry in Europe).

As such, removing or remediating fluorosurfactant use and emissions will not eliminate all PFAS emissions during fluoropolymer production, as the emissions of monomers and other fluorinated organic substances such as polymerization by-products will still occur.<sup>12</sup> Additionally, some of these emitted PFASs could be transformed into PFAAs in the environment. Relatively little is known about the amounts and the structural identities of the many additional PFASs emitted from fluoropolymer production in comparison to the better-studied fluorosurfactant processing aids.<sup>23–25</sup>

This study aims to assess the knowledge gaps in the emissions of all substances that can be classified as PFASs or other fluorinated organic substances by the fluoropolymer production industry in Europe. This emission inventory thus not only includes PFAAs, CFCs, H(C)FCs and PFCs but also monomers, building blocks and by-products. The goal is to attempt to provide a first comprehensive inventory of fluorinated organic substance and PFAS emissions from fluoropolymer production and then to critically evaluate the inventory for data gaps. This inventory will allow scientists and regulators to better evaluate the risks associated with emissions from fluoropolymer production going forward and to determine where emission reduction measures are still needed. Hopefully, the identified gaps in the inventory will also provide incentives for regulators and industry to provide or generate the missing data and to make them publicly available in the near future so that the emission estimates provided by this study could be further improved or verified.



## 2. Methods

### 2.1 Substance scope

Because fluoropolymer production plants use and emit a wide range of substances, multiple partially overlapping definitions are used in this study, emission permits and the literature (see Fig. 1). The broadest definition of the substances within the scope of this report is fluorinated organic substances. This group was defined as substances containing at least one carbon–fluorine bond. All subsequently defined substance categories in this study are subsets of this broad category which were included because emission permits used this category. The fluorinated organic substances that are mentioned in this study (with their abbreviations) are also listed with their full names and Chemical Abstract Service Registry Numbers® (CAS RN®) in Table 2 in the Appendix. More details about the substances and their properties, including to which subgroup they belong, are provided in ESI-1†.

Fluorinated gases were defined within this study as consisting of the substance groups CFCs, HFCs, HCFCs and PFCs that are listed in Annex II of the EC regulation no. 166/2006 (ref. 26), which is the regulation that established the European Pollutant Release and Transfer Register (E-PRTR). The definition for fluorinated gases here differs from the term ‘F-gases’ which is used by industry and regulators to refer to some HFCs, PFCs and some inorganic gases that are fluorinated (e.g., sulphur hexafluoride (SF<sub>6</sub>)). The same companies that are active in the fluoropolymer production industry also produce and emit a part of these fluorinated gases. However, this study focuses on the emissions associated with fluoropolymer production sites and is thus not an attempt to compile a comprehensive inventory of fluorinated gas emissions.

PFASs are defined according to the definition in the PFAS restriction proposal, which states that substances that contain one fully fluorinated methylene (–CF<sub>2</sub>–) or methyl (CF<sub>3</sub>–) group,

without any H/Cl/Br/I attached are PFASs, with the exception of X–CF<sub>2</sub>–X' or CF<sub>3</sub>–X “where X = –OR or –NRR' and X' = methyl (–CH<sub>3</sub>), methylene (–CH<sub>2</sub>–), an aromatic group, a carbonyl group (–C(O)–), –OR'', –SR'' or –NR''R''' and where R/R'/R''/R''' is a hydrogen (–H), methyl (–CH<sub>3</sub>), methylene (–CH<sub>2</sub>–), an aromatic group or a carbonyl group (–C(O)–)”.<sup>16</sup> One key characteristic of substances classified as PFASs is that they are either persistent themselves or degrade to form other persistent PFASs, often PFAAs.

Monomers are defined as the fluorinated organic building blocks that are made into fluoropolymers by polymerization. Although the monomers are also gaseous, we do not group them here as fluorinated gases because there is no reporting obligation for the monomers under EC regulation no. 166/2006. The PFAS definition used overlaps with the definitions of monomers and fluorinated gases (see Fig. 1), but not all monomers and not all fluorinated gases mentioned here are defined as PFASs. For example, HCFC-22 and HCFC-142b, which are very relevant for fluoropolymer production, are not PFASs according to the current definition, because a chlorine atom is attached to the –CF<sub>2</sub>– moiety, whereas e.g., HCFC-124 is classified as a PFAS. Monomers such as TFE and VDF are not PFASs because they do not contain a –CF<sub>2</sub>– moiety and are mineralizable in the environment,<sup>27,28</sup> while HFP and fluoroether monomers are PFASs. For a comprehensive description of the environmental impact of the European fluoropolymer industry, fluorinated organic substances that are used and emitted in large volumes by this industry were considered within the scope of this study, regardless of their status as PFASs.

### 2.2 Production sites

Data were collected on fluoropolymer production plants (FPPs) in Europe, which is defined in this study as the European Economic



Fig. 1 Overview of the grouping of fluorinated organic substances and their overlap. Some example substances are included to illustrate to which category these substances would be assigned. Note that for the purpose of this illustration the PFAS definition has been simplified from the definition given in the text in Section 2.1.





**Table 1** Characteristics of fluoropolymer production sites in Europe

Name	Location	Polymers produced (production capacity)	Substances used and/or emitted (excluding fluorosurfactants)	Fluorosurfactants (polymer) (years used)	Abatement	Permitting authority	Permit year (medium)
Asahi Glass Chemicals Europe	Thornton-cleeveleys, UK	PTFE (4000 t per year) and ETFE (2000 t per year)	TFE, TFPE, HFP, HCFC-22, HFC-23, HFC-125, PFIB, 1H-PFHx, PFBE, and PPVE	EEA (PTFE) (2012-currently) APFO (PTFE) (1952–2012)	Thermal oxidation (air)	UK-EPA	2017 (air and water)
Arkema France and Dailkin Chemical	Pierre-Bénite, FR	PVDF (8000 t per year) and FKM (3650 t per year)	HFP, VDF, HCFC-22, HFC-23, HFC-134a, HCFC-122b, HCFC-132b, HCFC-133a, HCFC-141b HCFC-142b, HFC-143a HFC-125, BTM, and DIOFB	6:2 FTS (PVDF) (1973-currently) PFHxA (FKM) (2008-currently) Surflon S-111 (PVDF) (2003–2016) APFO (PTFE) (1965–1986) and (FKM) (2004–2008)	System unknown (water)	Géorisques	Permit available
Chemours	Dordrecht, NL	PTFE (8500 t per year), FEP (3500 t per year) and FKM (6800 t per year)	TFE, HFP, VDF, HCFC-22, HFC-23, PFC-318, PFIB, PFAC, PPVE, PMVE, PEVE, HFPO-DA, 6:2 FTS, ether A, ether B, BPAF, E1, and HFC-4310mcc	HFPO-DA (PTFE and FEP) (2012-currently) 6:2 FTS (FKM) (unknown-currently) APFO (PTFE and FEP) (1967–2012)	Activated carbon scrubbing (air and water)	DCMR (air) RWS (water)	2022 (air) 2022 (water)
Dyneon (subsidiary of 3M)	Bürgkirchen a/d Alz, DE	PTFE, PFA, PFPEs, ETFE, THV, and FKM (17 000 t per year, all polymers summed)	TFE, HFP, VDF, HFPO, PPVE, PMVE, DIOFB, HCFC-22, HFC-23, PFC-116, PFC-218, PFC-318, and PFIB	ADONA (all emulsion polymers) (2008-currently) MV31 (Co-monomer) (unknown-currently) APFO (all emulsions) (1968–2008)	Unknown	LRA-Alltrötting	Permit unavailable
Solvay-Solexis	Tavaux, FR	PVDF (34 000 t per year)	HCFC-141b, HCFC-142b, HFC-143a, VDF, and HFC-365mfc	Unknown if and which fluorosurfactants are in use or were used	Thermal oxidation (air)	Géorisques	2011 (air and water)
Solvay Specialty Polymers	Spinetta Marengo, IT	PTFE, PFA, PFPEs, and FKM (production capacities unknown)	TFE, HFP, VDF, DIOFE, DIOFB, DIOFH, FSVE, PMVE, PPVE, PFC-318, and PFIB	cC6O4 (unknown) (2013-currently) ADV (unknown) (1996–2021) APFO (unknown) (unknown-2012) VEFS (co-monomer) (unknown-currently)	Thermal oxidation (air)	Commune of Alessandria (air) Regione Piemonte (water)	2010 (air) 2021 (water)

Area (EEA), the United Kingdom (UK) and Switzerland. A site was considered within scope if it produced fluoropolymers by polymerization of monomers and had a production volume above 1000 tonnes per year. As such, six different production sites were assessed in this study (see Fig. S1 in ESI-2† for a map with an overview of production locations). Sites that have ceased the production of fluoropolymers, such as the former Zakłady Azotowe site in Tarnow, Poland, which stopped producing PTFE after the ban of PFOA, were not considered. Furthermore, plants that (only) produce side-chain fluorinated polymers, fluorinated gases, and small organic fluorinated molecules or further process fluoropolymers by *e.g.*, compounding or coating were not considered. On this basis, sites such as the 3M facility in Zwijndrecht, Belgium, were excluded (see Table 1 for data on every site assessed in this study).

For the purposes of this study, plants that had multiple companies operating on the same premises producing fluoropolymers or monomers and sharing infrastructure, such as Arkema France and Daikin Chemical in Pierre-Bénite, France, and Solvay and Solexis in Tavaux, France, were considered to be a single production site. Additionally, some plants not only produce and process fluoropolymers, but also produce or process fluorinated gases. Aside from producing PVDF, Arkema France produces a mixture of different H(C)FCs, Solvay–Solexis produces the blowing agent HFC-365mfc and in addition to their fluoropolymer portfolio Chemours loads and blends various fluorinated gases in canisters and tanks at their Dordrecht site in the Netherlands. Because the emissions from fluorinated gas production and processing *vs.* fluoropolymer production are difficult to distinguish or are not distinguished at all during reporting, all emissions from these sites were considered. If more information becomes available in the future, we will be happy to adjust the numbers accordingly.

### 2.3 Data collection

**2.3.1 E-PRTR and national databases.** Climate scientists and atmospheric chemists have studied the levels of CFCs, H(C)FCs and PFCs in the environment due to their global warming potential and ozone depleting properties.<sup>29</sup> These persistent gases are not only used in the production of fluoropolymers, but also in other applications such as refrigerants, propellants and blowing agents.<sup>30</sup> The uses and emissions of some of these gases are being reduced under the Montreal Protocol. Additionally, companies are required to report the emissions of substances that are listed in Annex II of EC regulation no 166/2006 (CFCs, HCFCs, HFCs, PFCs and the halon bromotrifluoromethane) to the E-PRTR.<sup>26</sup> These emissions are reported for an industrial installation on a per-class and yearly basis (no substance-specific data are available).

Exploring the E-PRTR data was done by locating the facility on the European map with all facilities in the European Industrial Emissions Portal and selecting the dot representing the entry in the registry. Some companies had multiple entries or were registered under a different name, necessitating the compilation of multiple entries.<sup>31</sup>

In addition to the E-PRTR, the national databases Thru for Germany, INERIS for France and the PRTR-UK were used to confirm the E-PRTR data and to gain additional information on the type of emissions.<sup>32–34</sup> Data from the Thru and PRTR-UK databases were in the same reporting format as the E-PRTR data. The PRTR-UK additionally differentiates accidental and normal emissions. The INERIS database reports the emissions of some fluorinated gases on a substance level; however the number of substances is limited (*e.g.*, HCFCs are not reported) and smaller than the number of substances included in Annex II of EC regulation no. 166/2006. Additionally, the data are aggregated on a municipality basis (see Tables S2 and S3 in ESI-2†). Thus, even though the plants in France were most probably the main contributors to the fluorinated gas emissions in their respective municipalities, these data can be influenced by other emission sources. The Solvay–Solexis complex in Tavaux is actually situated in two municipalities: Tavaux and Abergement-la-Ronce, so data from these two locations were summed.

Furthermore, REACH and CLP registration dossiers were accessed to determine the applications and use of various substances at the production sites.

**2.3.2 Emission permits and reported emissions.** Emission permits were obtained by inquiries to responsible authorities or acquired through publicly available data (for the responsible authorities see Table 1). As they are issued by local, regional or national authorities, these permits were only available in the language of the countries of these permitting organizations.

Permits with clear emission limits or reported emissions to air and water could be obtained for AGC Europe (UK), Chemours (NL), Solvay Specialty Polymers (Italy) and Solvay–Solexis (FR). LRA-Alltötting responded to our data request, but has up to now not supplied us with an emission permit or any other data for Dyneon (DE). Data for this site were acquired through publicly available sources. Géorisques, the responsible authority for the French fluoropolymer manufacturing plants, referred us to the publicly available texts on their website, but only fragmented information on reported and permitted emissions could be found in these documents.

Data from the emission permits were reported in different formats and with different levels of detail. Some authorities pose limits on single substance emissions (*e.g.*, the United Kingdom Environmental Protection Agency (UK EPA) and Rijnmond Regional Environmental Protection Agency (DCMR)), while others limit the emissions of fluorinated organic substances as a group (*e.g.*, Géorisques and Commune di Alessandria) (Fig. 1). Also, some permits only provide limit values while others also supplement these limit values with reported emissions or estimates of actual yearly emissions. For Solvay Specialty Polymers (IT), emission permits include concentrations (in  $\text{mg m}^{-3}$ ) and flow rates ( $\text{m}^3 \text{h}^{-1}$ ), which can be used to calculate permitted emissions (*e.g.*, in  $\text{mg h}^{-1}$ ), while AGC Europe (UK) and Chemours (NL) report annual emission limits (in units of kilograms per year). For this study all values were converted to the unit of tonnes per year (t per year). Emission points (*e.g.* a stack) and/or processes (*e.g.* PTFE production) were given in most permits. To calculate total emissions from



a plant, the emissions from different emission points in the permit were summed. In order to have the most accurate emission volume estimates, actual reported emissions were preferably used. If these data were not available, permitted emissions were used as a worst-case estimate.

### 3. Results

#### 3.1 E-PRTR inventory

For four out of the six European fluoropolymer producers, data summarized from the E-PRTR show decreasing temporal trends in the reported emissions of fluorinated gases (Fig. 2). However, no temporal trends are visible for AGC and Dyneon. For total fluorinated gas emissions there is a clear downward trend; total emissions of around 500 tonnes of fluorinated gases were reported by the production sites in 2007, while this figure dropped to around 150 tonnes in 2021. The main reason for this decrease in total emissions is the lower reported emissions of HCFCs by Chemours and PFCs by Solvay Specialty Polymers. Reported total emissions of CFCs and HFCs were fairly stable between 2007 and 2021, fluctuating around 100 t per year for HCFCs and

between 1 and 10 t per year for CFCs. Dyneon has a very similar production portfolio and capacity as the other producers in this inventory. However, relatively low total emissions are reported to the E-PRTR compared to other producers with a maximum of only 0.2 t per year. Furthermore, Solvay Specialty Polymers emission reports are dominated by PFCs, while for the other companies in this inventory HCFCs and HFCs make up most reported emissions. It is noteworthy that most reported emission values to the E-PRTR are either estimated or calculated and not measured (see Fig. S3 in ESI-2†).

The data from the French emission registry on the municipality level of the location of the factories in Tavaux (Solvay-Solexis) and Pierre-Bénite (Arkema-Daikin) also show decreases in fluorinated gas emissions in the reported years 2004, 2007 and 2012 (ref. 34). These data are over a decade old and provide only a few datapoints and thus are not likely to represent current emissions. Additionally, not all fluorinated gases were reported (HCFCs are notably missing) and only three years of data are present in the database. Considering these discrepancies, the emissions of HFCs from Pierre-Bénite reported to this database in 2007 and 2012 match the emissions reported to

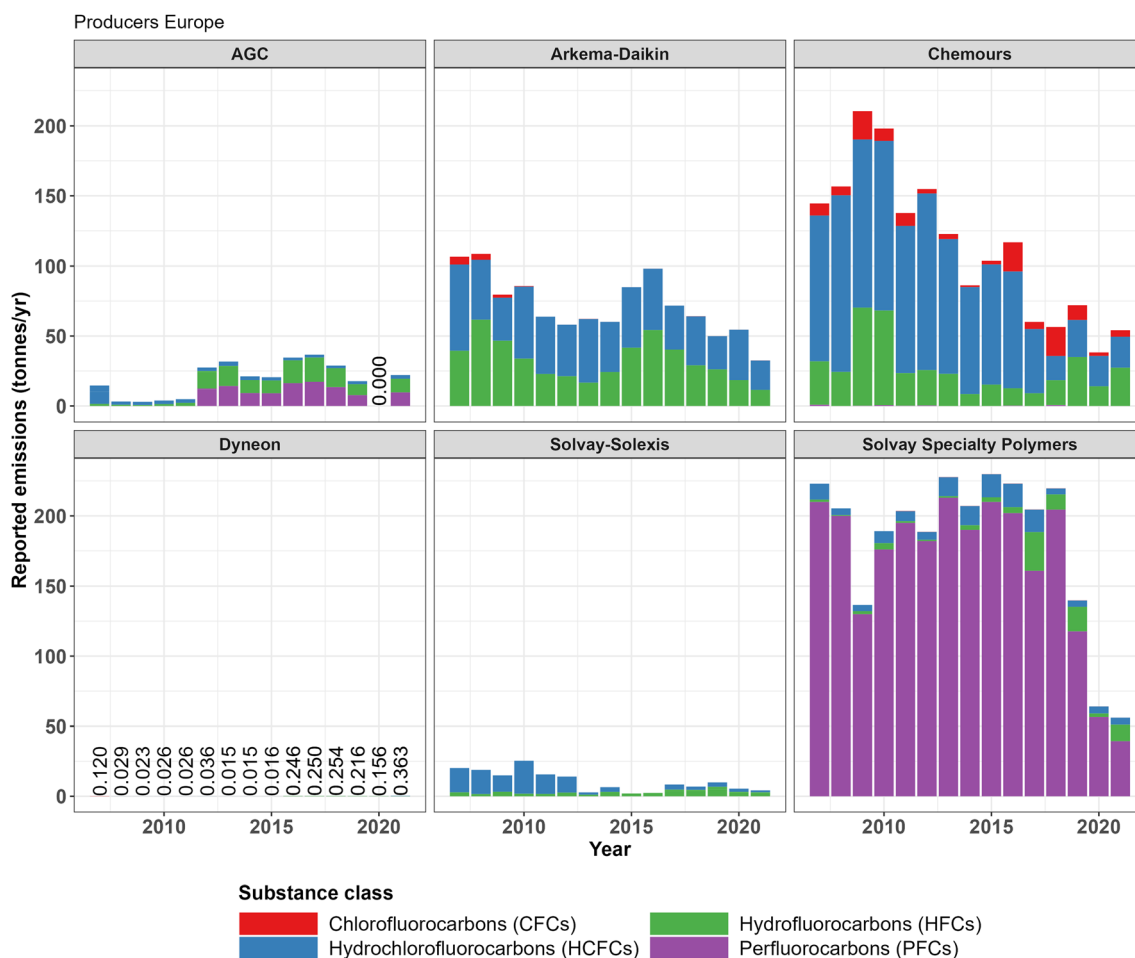


Fig. 2 Reported fluorinated gas emissions to the E-PRTR by European fluoropolymer producers. Note the missing data for AGC in 2020 and that there are some reported emissions for Dyneon but, as they are much lower than for other producers, the bars are barely visible and therefore the sum of emissions are shown per year.



the E-PRTR of Arkema–Daikin relatively well. In these years, 43.1 tonnes and 25.4 tonnes of HFC emissions were reported to INERIS, while 39.5 tonnes and 21.1 tonnes were reported to the E-PRTR respectively. For Solvay–Solexis the results do not add up as well as in 2007 and 2012; 4.0 and 1.1 tonnes were reported to INERIS, while 2.9 and 2.7 tonnes were reported to the E-PRTR. More details on the results from the INERIS inventory can be found in Tables S2 and S3 in ESI-2.†

### 3.2 Reported and permitted emissions

**3.2.1 AGC, United Kingdom.** For AGC, the permit only detailed the emission limits of a few substances per emission point, while the permit did not provide emission limits for other substances that were reported to be emitted, such as EEA or PFIB.<sup>35,36</sup> Additionally, the emission limits for the PTFE production process were stated in the permit, whereas the emission limits for ETFE production were not stated. Considering these differences in reporting and data quality, the results of this and the other summarized emission permits should be interpreted cautiously.

AGC has a permit dating from 2017 to emit HCFC-22, HFC-23, HFC-125, TFE, TrFE and HFP to the air.<sup>36</sup> The total permitted emissions of these fluorinated organic substances by AGC to air are 28.8 t per year, of which 5.35 t per year (HFC-125 and HFP) are PFASs (Fig. 3).

Reported emissions found in other publicly available documents include the fluorosurfactant processing aid EEA-NH<sub>4</sub> (ref. 37) (estimated to be around 0.8 t per year to water and less

than 0.1 t per year to air), the fluorinated solvent 1H-PFHx (ref. 38) used for granular ETFE production (0.04 t per year to water and 30.9 t per year to air) and the co-monomers PPVE<sup>39</sup> and PFBE<sup>40</sup> (0.001 t per year to water). The UK EPA estimates that around 250 tonnes of PFOA were released from this site between 1950 and 2012, of which 75 tonnes were emitted to the river Wyre, 70 tonnes to the atmosphere, 80 tonnes were transferred to downstream users, 15 tonnes were incinerated and less than 5 tonnes were landfilled.<sup>41</sup>

**3.2.2 Chemours, The Netherlands.** The permits for Chemours were the most detailed and recent (2022) and the reported emissions were given per substance and emission point.<sup>42</sup> One exception is H(C)FCs, which are also added as a substance group. Additionally, emissions of certain by-products were reported. The yearly permitted air emissions of Chemours until 01-01-2024 are around 155 t per year of fluorinated organic substances of which around 50 t per year are PFASs (see Fig. 4).<sup>42</sup> It should be noted that this figure consists of both emissions during regular operation (71 t per year) and special circumstances (84 t per year). The permitting authority wants to limit these emissions starting from 2025 to only around 5–10 t per year of fluorinated organic substances of which 0.6 t per year are supposed to be PFASs due to the implementation of a new FEP fluorination process and various abatement measures. However, this decision is still pending, as Chemours has successfully appealed it and is currently in a court case with regulators.<sup>43</sup>

The permit shows relatively high reported air emissions of fluorinated gases and other substances that are formed as by-



Fig. 3 Air emissions of AGC Chemicals Europe at Thornton-Cleveleys, UK. Emissions of EEA and 1H-PFHx are reported yearly emissions from 2023 documents;<sup>37,38</sup> all others are permitted emissions from the 2017 permit. For the exact values, see ESI-2 Table S5.†



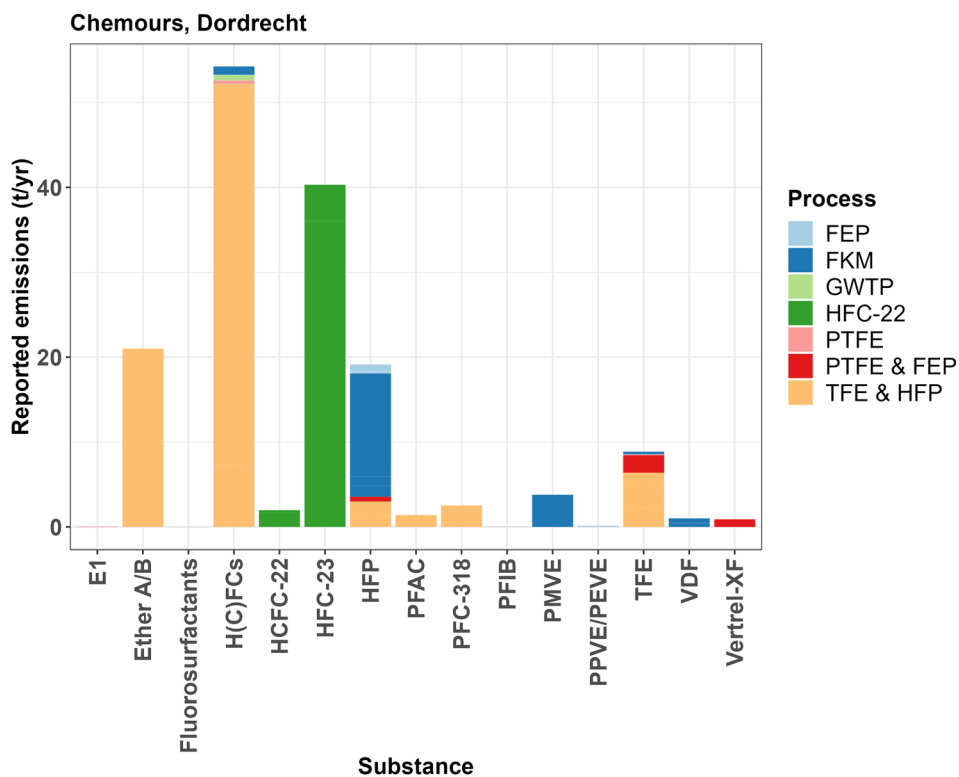


Fig. 4 Annual reported estimated emissions of fluorinated organic substances from Chemours, Dordrecht, to the air in 2021–2024. Colors represent different production processes. For the exact emission values, see ESI-2 Table S5.†

products in the production of the monomers TFE and HFP (light orange and green bars in Fig. 4). These emissions originate from both the production of HCFC-22 and its subsequent pyrolysis to TFE and HFP and result in 127 t per year fluorinated organic substances in total. At least 28 t per year of these emissions are PFASs (HFP, PFC-318, PFAC and Ether A/B). A part of the emissions of the H(C)FCs might also be PFASs. Additionally, the permitted emissions from the production of fluoroelastomers (FKM), 20.6 t per year of mainly HFP, PMVE and VDF, are significantly higher than those from the production of PTFE and FEP combined. The latter amounts to 5.3 t per year of mainly TFE, Vertrel XF (HFC-4310mee), H(C)FCs and HFP. The production capacity of FKM is 6800 t per year, relative to 12 000 t per year of PTFE and FEP, so it seems that FKM production is more prone to emissions to the atmosphere.

Notable from the permit data is that fluorosurfactant emissions make up a relatively small amount (only several kilograms) of the total permitted and reported emissions to air and water. The maximally permitted fluorosurfactant emissions to water are 0.005 t per year for HFPO-DA and 0.002 t per year for PFOA from both direct sources (process water) and indirect sources (drainage water). Maximal emissions to air are around 0.004 t per year for HFPO-DA.

These amounts have been reduced significantly over the years. Permitted and reported PFOA and HFPO-DA emissions to air and water between 1998 and 2018 were a few tonnes per year for both compartments, after which the permitted emissions were gradually lowered toward current levels.<sup>44</sup>

When the yearly reported emissions from the permit are compared to the latest emissions reported to the E-PRTR in 2021, an interesting discrepancy can be observed. Chemours reports air emissions of about 54 t per year of HFCs, HCFCs and CFCs to the E-PRTR in 2021. No data are reported on the emissions of PFCs after 2018. An almost identical number as in the E-PRTR can be found in the emission permit from 2022 when summing the reported emissions of the reported substance category H(C)FCs. However, emissions of the individual substances HCFC-22 (2 t per year), HFC-23 (40 t per year), PFC-318 (2.5 t per year) and HFC-4310mee (Vertrel XF, 0.9 t per year) should also be reported to the E-PRTR. These emissions account for an additional 45 t per year of fluorinated gases that either go unreported, or the reported emissions of which are overestimated in the permit. PFC-318, which should be reported as a PFC to the E-PRTR, does not appear in these data as no PFC emissions have been reported to this registry by Chemours in this period.

**3.2.3 Solvay Specialty Polymers, Italy.** The permit of Solvay Specialty Polymers for their air emissions was from the year 2010 and thus was the oldest permit we assessed (see Table 1).<sup>45</sup> It did state emission limits per emission point but no reported emissions were stated. Furthermore, only permitted emissions of TFE were defined and emissions of all other fluorinated organic substances were defined as a single category. The permit does state which compounds are in the category per emission point, but the relative contributions of each substance remain unclear.



The permit of Solvay Specialty Polymers allows for the emission of around 44 t per year of fluorinated organic substances to the air (see Fig. 5) (ref. 45). About 31 t per year of these permitted emissions consist of non-polymeric organic fluorinated substances, of which 7.5 t per year is TFE.<sup>45</sup> Furthermore, the company is permitted to emit about 13 t per year of 'inert particulate fluoropolymers' to the air. Variations on the permit without clear air limits have been published, following the phaseout of PFOA and the introduction of the fluorosurfactants cC6O4 and ADV.<sup>46,47</sup> Other PFASs emitted by this plant according to the permit include the monomers HFP, PMVE, PPVE and FSVE/VEFS, the chain-transfer agents DIOFB and DIOFH and by-products PFIB and PFC-318 (ref. 45 and 47). The permit does not mention certain by-products of TFE, HFP and HCFC-22 production that are mentioned in the Chemours permit, such as HFC-23 or PFAC.<sup>42</sup>

It is notable that in this plant, as is the case with the Chemours plant, FKM production has relatively high permitted emissions of fluorinated organic substances, with 13.1 t per year relative to PTFE (5.5 t per year), PFA (3.5 t per year) and PFPE (1.6 t per year). However, this could be a result of different production capacities, which unfortunately are unknown for this plant. It should be noted though that when comparing the permitted emissions of fluorinated organic substances to 'inert particulate fluoropolymers', which might be an indication of production volumes, some interesting differences can be observed. Permitted emissions of the fluorinated organic substances are 4.6 times higher than permitted emissions of the

'inert particulate fluoropolymers' in the case of FKM production, while for other fluoropolymers the ratios are closer to one (for PFA it is 1.2 times higher and for PTFE it is 0.73 times lower). For PFPE production, the permitted emissions of the fluorinated organic substances (1.66 t per year) are 145 times higher than the permitted emissions of the 'inert particulate fluoropolymers' (0.011 t per year). However, emissions are lower overall and PFPEs are generally not solid but liquid.

Limits on the water emissions of the fluorosurfactants cC6O4 and ADV at the discharge point were published in 2021.<sup>46</sup> These have to be reduced from 7 to 3.5 to 0.5  $\mu\text{g L}^{-1}$  for cC6O4 from 1 February 2022 to 31 January 2023, 1 February 2023 to 31 January 2024 and starting from 1 February 2024, respectively. For ADV the limits are 2  $\mu\text{g L}^{-1}$  from 1 February to 31 January 2023 and 0.5  $\mu\text{g L}^{-1}$  from 1 February 2023 onwards.<sup>46</sup>

Until these limits were implemented, the annual average in the Bormida river downstream of the discharge point could not exceed 0.9  $\mu\text{g L}^{-1}$  for cC6O4 and 0.3  $\mu\text{g L}^{-1}$  for ADV. With the implementation of the new limits, these values have to decrease to 0.3  $\mu\text{g L}^{-1}$  for cC6O4 and 0.1  $\mu\text{g L}^{-1}$  for ADV between 1 February 2022 and 31 January 2023 and to 0.2  $\mu\text{g L}^{-1}$  for cC6O4 and 0.06  $\mu\text{g L}^{-1}$  for ADV from 1 February 2023.<sup>46</sup>

From comparing the Solvay Specialty Polymer permit to the data reported to the E-PRTR, it becomes clear that a large part of the air emissions reported in the E-PRTR is unaccounted for in the emission permit.<sup>31,45</sup> Reported emissions to the E-PRTR show very high emissions of PFCs between 2007 and 2017 (around 200 t per year) while the permit only allows for the

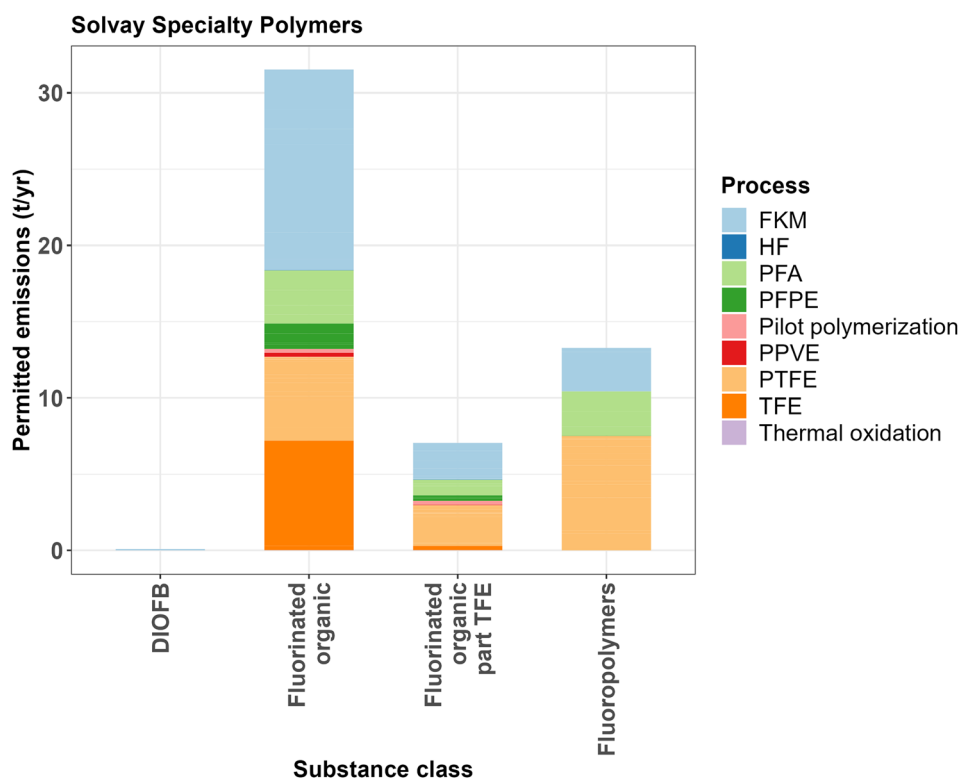


Fig. 5 Air emissions limits of Solvay Specialty Polymers in Spinetta Marengo (IT) based on the emission permit from 2010.<sup>45</sup> Note that the 'part TFE' refers to the part of permitted emissions of fluorinated organic substances that is TFE.



emission of around 32 t per year of fluorinated organic substances. The only PFC mentioned in the permit is PFC-318 (octafluorocyclobutane), which is a by-product of the production of TFE by the pyrolysis of HCFC-22. It seems unlikely that the emissions of PFC-318 are the sole cause for these relatively high reported values as PFC-318 is only a minor by-product in the production of TFE and unlikely to reach emission values up to 200 t per year.

**3.2.4 Arkema France–Daikin Chemical, France.** According to documents retrieved from the website of G orisques, the Arkema–Daikin complex in Pierre–B enite was in 2017 the largest emitter of HCFCs, the second largest emitter of halogenated organic substances and HFCs (which substances would fall under these definitions was not defined) and the fourth largest emitter of CFCs in France.<sup>48</sup> From the documents, it becomes apparent that Arkema–Daikin also emits the monomers VDF and HFP, but no emission amounts or limit values are reported for these substances. Additionally, the fluorosurfactants 6:2 FTS and PFHxA are reported to be present in air, but no emission limits are set for these substances. According to the Department of Auvergne–Rh one–Alpes, Daikin currently emits 60 g of PFASs, 95% of which is PFHxA, to the air per day. Arkema emits a similar amount of 6:2 FTS to the air. Annually, this would amount to around 0.02 t per year of both fluorosurfactants emitted to the air.<sup>49</sup>

More details are reported on the emissions to the E-PRTR for 2017. These consist of CFC-12 and CFC-13 (152 kg), HCFCs 22, 142b and 141b (34.9 tonnes) and HFCs 134a, 23, 125, 143a, and 32 (29 tonnes) (Fig. 6).

Additionally, one document reports the emissions of HFC-23 by Arkema in the years 2015–2018 with 7.57, 12.23, 15.40 and 6.55 t per year, respectively.<sup>48</sup>

An additional document for Daikin mentions release of the monomer HFP, which is estimated to be around 12.18 t per year when the maximum production capacity of 2000 t per year is reached and excludes fugitive emissions.<sup>50</sup>

In 2013, water emissions of PFHxA, PFNA, PFUnDA and 6:2 FTS to the river Rh one were estimated to be 0.2, 1, 0.3 and 1.5 t per year, respectively. Surfion S-111, a fluorosurfactant with the ammonium salts of PFNA, PFUnDA and PFTriDA as the main components, was phased out in 2016 and a water treatment station was installed in 2017. In 2022 emissions were significantly reduced; about 600 g of PFHxA and 22 kg of 6:2 FTS were reportedly emitted between June and October 2022, with the other mentioned compounds abated effectively.<sup>49</sup>

**3.2.5 Solvay–Solexis, France.** In the case of the permit of Solvay–Solexis in Tavaux, emission limits for multiple emission points are only given for fluorinated organic substances in general.<sup>51,52</sup> It is unclear which substances make up this category. Individual substances mentioned in the permits are VDF, HCFC-142b, HCFC-141b, HFC-365mfc, HFC-227ea and HFC-143a.<sup>53</sup> From the permit it was unclear if fluorosurfactants were used at this site. The permit of Solvay–Solexis<sup>51</sup> notes that the permitted emissions of fluorinated organic substances to water from the production of the monomer VDF and the fluorinated solvent HFC-365mfc are 1.6 kg h<sup>-1</sup> or around 14 t per year and air emissions are around 3.1 t per year. Additionally, emission



Fig. 6 Reported air emissions by Arkema–Daikin in 2017. Note that the HFP emissions are estimates from a separate document published in 2020. For the exact emission values, see ESI-2 Table S5.†



limits from PVDF production are around 0.008 t per year of fluorinated organic substances to water and 0.7 t per year to air.<sup>51</sup> The permit mentions four co-monomers, but does not state their structural identity, so it is unclear whether these are fluorinated.<sup>48</sup> The permitted air emissions do seem to be in the same range as the emissions reported to the E-PRTR,<sup>31</sup> but relatively fewer data are available to accurately compare permitted emissions with reported emissions for this plant. An additional document states that starting in 2023 the production capacity of PVDF and HCFC-142b will be increased from 16 kt per year to 34 kt per year and 33 kt per year to 70 kt per year, respectively,<sup>54</sup> but it is unclear what the implications for permitted emissions from this capacity increase are.

**3.2.6 Dyneon.** For Dyneon, no clear emission limits for the plant itself could be found *via* publicly available data and, despite repeated requests, the responsible authority (LRA-Alltötting) had not provided these at the time of writing this paper. Some publicly available documents on water emissions from the wastewater treatment plant at the Gendorf/Bürgkirchen a/d Alz site were found.<sup>55</sup> Limit values of the fluorosurfactant DONA of 0.8 mg L<sup>-1</sup>, PMPA of 0.2 mg L<sup>-1</sup>, TFA of 1.5 mg L<sup>-1</sup> and C3-C7 PFCAs of 0.5 mg L<sup>-1</sup> were reported here,<sup>55</sup> along with a maximum monthly average outflow of 8500 m<sup>3</sup> per day. These limits would amount to the maximum permitted emissions of these substances to the Alz river of 2.48 t per year, 0.62 t per year, 4.65 t per year and 1.55 t per year, respectively. Another publicly available document estimates the amount of PFOA

released to the environment from this site between 1968 and 2008 at 10 and 70 tonnes to air and water, respectively.<sup>55</sup>

**3.2.7 Summary of air emissions.** When all permit data and reported emissions (Sections 3.2.1–3.2.6) are summarized and it is assumed that all permitted emissions have indeed been emitted, then we arrive at a figure of 372 t per year of fluorinated organic substances that were released to air during the years 2017–2022 by the five plants for which data were available (Fig. 7).

Approximately half of these emissions (169 t per year) are for fluorinated gases and these emissions should also have been reported to the E-PRTR. The figure of 169 t per year seems realistic when it is compared with the actual reported emissions to the E-PRTR in this time period (Fig. 2). From these reported data it is clear that a large fraction of these emissions (97 t per year) consists of low-molecular-weight H(C)FCs, such as HFC-23 and HCFC-22, which are not classified as PFASs in the restriction proposal. Another part (68 t per year) of these emissions are just grouped as H(C)FCs and it is unclear if they can be classified as PFASs or not due to the partly overlapping definitions of these substances and PFASs (Fig. 1). Only around 4 t per year of H(C)FC, CFC and halon emissions could unequivocally be classified as PFASs.

The emissions of monomers (77 t per year) are for a large part made up of TFE (29 t per year), which is not a PFAS, and HFP (36 t per year), which is a PFAS. It should be noted, however, that emissions of monomers were only reported in reports or the permits of AGC, Arkema–Daikin (only HFP),



Fig. 7 Estimated yearly emissions of fluorinated organic substances to the air by the European fluoropolymer production industry based on permit data and reported emissions between 2017 and 2021 (excluding E-PRTR data). Note: Dyneon is missing in this overview because no air emission data could be accessed.



Chemours and Solvay Specialty polymers. Thus, this figure could be significantly higher when the monomer emissions of the other producers are also considered.

Estimated emissions of by-products, processing aids and intermediates (78 t per year) consist for a large part (39.9 t per year) of the fluorinated solvent 1H-PFHx emitted by AGC and of Ether A and B (21 t per year), reportedly emitted by Chemours, and inert particulate fluoropolymers (13 t per year) permitted to be emitted by Solvay Specialty Polymers. All these emissions could be considered PFASs, but data on the emissions of these types for the other plants are relatively scarce. Therefore, this figure is likely also an underestimation.

Lastly, a large part (47 t per year) of mainly permitted emissions could not be classified in any other way than simply fluorinated organic substances and could thus fall in any of the previously mentioned classes.

## 4. Discussion and implications

### 4.1 Data availability

**4.1.1 Permits.** The interpretation of the results of the inventory is partially hampered by the unbalanced availability of data. Emission permits have different levels of detail in setting limits and reporting emissions. Some permits regulate emissions on a substance-specific level, while others are issued on group levels. The different levels of details of the emission permits impact data collection and comparability due to partial overlapping of substance definitions (see Fig. 1). When substances are grouped or cumulative emissions are permitted, it is not always clear to which extent the emissions contribute to PFAS emissions or to E-PRTR reportable groups. In certain cases, limits are set for fluorinated organic substances, which is an even wider definition that could include PFASs, fluorinated gases and monomers.

Furthermore, some permits seem to be updated and altered regularly, while others are dated. This irregular reporting of emissions makes directly comparing emission figures from different plants a difficult task. From the current compiled emission inventory, Chemours is a major emitter of many different fluorinated organic substances. However, this conclusion is potentially due to the extensive public reporting and permit applications this company has to do relative to the other companies.<sup>42</sup>

From an analysis of the various emission permits, it becomes clear that companies are obliged to monitor the concentrations of emission fluxes and report these values to the permitting authorities. However, these data are not always available to the public and are still not made available even after inquiry to the permitting authorities. It is therefore recommended that in the future emission data are made publicly available and are reported in a more consistent and transparent way.

**4.1.2 E-PRTR.** The reported emissions to the E-PRTR could be improved in various ways. First, substance emissions that comprise the reported categories should also be reported individually. Second, both regular emissions and emissions under special circumstances should be reported. These reported emissions can then be more easily compared with permitted

emissions and measured environmental concentrations. Furthermore, the emissions reported to the E-PRTR are stated to be either calculated, measured or estimated, but it is unclear how these different ways of quantifying emissions differ. It is therefore also unclear how well these reported emissions reflect actual emissions and if the observed decrease is an actual decrease or rather a result of changing methods for reporting emissions.

The database could also be expanded to include all substances that are classified as PFASs. This would considerably improve the transparency of the impact of this industry. The industrial emission portal of the EC is currently under review and from 2023 onwards, the production volumes of plants will be registered in the E-PRTR as well.<sup>56</sup>

**4.1.3 Comparability of emission data.** In some cases, the different data sources do not match well. For instance, Solvay Specialty Polymers reported more emissions to the E-PRTR than they are allowed to emit to air according to their emission permit. On the other hand, Chemours either underreported its emissions to the E-PRTR or overestimated its H(C)FC emissions reported in the emission permit. It is further unclear why Dyneon reported such low emissions to the E-PRTR as no emission permit or other reported emissions are available for comparison.

### 4.2 Emissions

**4.2.1 Time trends of fluorinated gas emissions.** Although fluoropolymer production volumes have remained relatively stable in Europe between 2007 and 2021, emissions of fluorinated gases decreased, according to the E-PRTR inventory. This could be a result of the phaseout of CFCs and HCFCs due to the implementation of the Montreal Protocol.<sup>57</sup> However, some HCFCs used in fluoropolymer production are exempt from the Protocol due to their use as feedstock substances and continue to be emitted in significant amounts.<sup>58</sup>

In 2021, about 52 tonnes of HCFCs, which were supposed to be phased out entirely as end-use substances, were still emitted. This is probably because the production of monomers relies on HCFCs as feedstock substances (HCFC-22 for TFE and HCFC-142b for VDF).<sup>12,22</sup> Moreover, the emissions of HFCs remained relatively stable from 2007 to 2021. These substances do not have any ODP because they do not contain chlorine or bromine, but some of them have high GWPs (see ESI-1†). HCFCs, HFCs and PFCs with high GWPs and ODPs have been replaced by various HFCs and hydrofluoroolefins (HFOs), which are more reactive in the atmosphere. Whereas this increased reactivity lowers their GWP, these replacements are precursors to TFA and other ultra-short chain PFCAs, which are steadily increasing in concentration in the environment.<sup>59</sup>

Climate scientists have monitored the levels of fluorinated gases in the environment, using instruments such as a Medusa-GC-MS<sup>60</sup> at remote sampling locations. Atmospheric concentrations of fluoropolymer-production-related gases, such as PFC-318, HFC-4310mee and HCFC-22 have been increasing over the last few decades.<sup>61,62</sup> To obtain a more integral picture of the emissions of fluoropolymer production, a higher number of





an additional understudied source of fluorinated organic substances to the environment. For instance, air concentrations of HFPO-DA were reported at an oven of an incineration plant for waste treatment operated by the company Indaver NV, which incinerates the activated carbon used for emission abatement by Chemours in Dordrecht.<sup>69</sup>

**4.2.4 Further processing and fugitive emissions.** Emissions of fluorinated organic substances also occur after polymerization is complete or independently from this process. These emissions partly depend on the type and grade of the fluoropolymer that is being produced. Polymer dispersions produced by emulsion polymerization and granular polymers made *via* suspension polymerization undergo washing, resulting in liquid waste that includes residual fluorinated substances such as by-products, fluorosurfactants or fluorinated solvents. If a fine-powder fluoropolymer is desired, dispersions are dried, leading to a gaseous waste stream containing fluorinated residuals.<sup>12</sup> Additionally, fugitive emissions of various substances used in the production process from bulk storage and process lines, vents and valves occur. Furthermore, emissions could stem from related processes, such as cooling systems that contain fluorinated gases as refrigerants. In some cases, processing steps, such as the drying of fluoropolymer dispersions, are carried out at different locations or by different companies. For example, the company Custom Powders in Helmond, the Netherlands, processed and dried fluoropolymer dispersions of Chemours between 1996 and 2017, resulting in significant emissions of PFASs such as PFOA and HFPO-DA to the local environment through the air and water.<sup>70</sup> Therefore, companies that process or apply semi-finished fluoropolymers should be monitored as potential additional sources of fluorinated organic substances.

Fluoroelastomers (FK(K)Ms) need to be toughened by polymer cross-linking (curing), which is often achieved by the addition of bisphenols.<sup>22</sup> These substances are problematic in and of themselves because of endocrine disrupting properties.<sup>71,72</sup> Additionally, the common FKM curing agent bisphenol AF is also a PFAS. As with chain transfer agents and polymerization by-products, relatively little is known about the use and emissions of fluoroelastomer curing agents.

### 4.3 Implications for the PFAS restriction proposal

The fluoropolymer production industry, and even downstream industrial users of fluoropolymers, are arguing for the exclusion of fluoropolymers from the PFAS restriction proposal currently discussed in the EU. Industry claims that fluoropolymers are inert, not bioavailable and non-toxic. They therefore suggest that fluoropolymers should be considered as “polymers of low concern”<sup>73,74</sup> and that they should be exempted from the PFAS restriction proposal. However, the emissions from the production of fluoropolymers are a big part of the whole PFAS problem and it is questionable if these emissions can be avoided in the future.

From the inventory, it becomes apparent that fluoropolymer production can have significantly different emission levels of PFASs and environmental impact depending on the type of the produced fluoropolymer and employed (co)monomers. However, information on the reasons for these differences is

not readily available. In order to minimize PFAS emissions from fluoropolymer production, it would therefore be relevant to differentiate between fluoropolymer types, production processes and their environmental footprint. More transparency on the identity of emitted substances and emission volumes is needed to complete this assessment.

When it comes to the use of fluorosurfactants, there are roughly two directions that industry is proposing to take. In some companies, fluorosurfactants are to be phased out and replaced by fluorosurfactant-free polymerization, while others intend to continue the use of fluorosurfactants, while maximizing their recovery and emission abatement. Arkema is planning to phase out the use of 6:2 FTS for PVDF production in Pierre-Bénite by the end of 2024 and shift to a fluorosurfactant-free process.<sup>75</sup> Solvay will phase out ADV in Spinetta Marengo by 2023, but will continue to use cC6O4 until at least 2026 (ref. 46 and 76). 3M has announced that it will discontinue its PFAS portfolio entirely by 2025.<sup>77</sup> One of the implications of this decision is the closure of the Dyneon plant in Gendorf/Bürgkirchen a/d Alz, as Dyneon is a full subsidiary of 3M.<sup>78</sup> Chemours wants to continue using fluorosurfactants in their emulsion polymerization processes and is focusing on reducing emissions to a minimum with abatement techniques.<sup>79</sup> The intentions of AGC remain unclear as they have not communicated their strategy regarding fluorosurfactants as of the writing of this paper. Although emission reduction might prevent additional contamination, due to historical emissions and the persistence of these substances, the surroundings of fluoropolymer production plants will remain PFAS hotspots in the future. It is currently unclear which of the two industry paths, namely (1) continued emission abatement of fluorosurfactant processing aids (by Chemours) or (2) switching to fluorosurfactant-free processing aids (Arkema and Solvay), is favourable in terms of overall reduction in environmental impacts. On the one hand, it is impossible to achieve zero emissions of fluorosurfactant processing aids,<sup>17</sup> and on the other hand, the use of fluorosurfactant-free processing aids appears to lead to the release of additional unwanted fluorinated by-products.<sup>79,80</sup>

It is further important to emphasize that air emissions of fluorinated organic substances that are neither regulated by the Montreal Protocol nor used as fluorosurfactant processing aids by the fluoropolymer production industry remain relatively high (see Fig. 7). Examples of these substances are feedstock substances, fluorinated monomers, by-products and fluorinated solvents. The emissions of these anthropogenic substances have to be further investigated and, where possible, minimized.

Although regulatory pressure has led to reductions in the emissions of PFASs or other fluorinated organic substances during the lifecycle of fluoropolymers, there remains a wide range of emissions and impacts which are ongoing and should not be trivialized. These emissions need to be consistently reported and documented across Europe. Regulatory pressures should also be equally stringent across Europe ensuring that the best available technologies (BAT) are applied to reduce emissions as much as possible going forward. Restricting fluoropolymers to their essential uses<sup>81</sup> would be an additional effective way of reducing the production of fluoropolymers and thus, emissions, further.



## Appendix

Table 2 Substance abbreviations, IUPAC names, formulae and CAS RN® of substances named in this study

Abbreviation	Name	Formula	CAS RN®
1H-PFHx	Trideca-1,1,1,2,2,3,3,4,4,5,5,6,6-fluorohexane	$C_6HF_{13}$	355-37-3
6:2 FTS	6:2 fluorotelomersulfonic acid	$C_8H_5F_{13}O_3S$	34455-29-3
ADV	1-Propene, 1,1,2,3,3,3-hexafluoro-, telomer with chlorotrifluoroethene, oxidized, reduced, hydrolyzed	$Cl(C_3F_6O)_n(C_2F_4O)_mCF_2COOH$	330809-92-2
BPAF	Bisphenol AF	$C_{15}H_{10}F_6O_2$	1478-61-1
BTFM	Bromotrifluoromethane	$CBrF_3$	75-63-8
cC6O4	(Difluoro{[2,2,4,5-tetrafluoro-5-(trifluoromethoxy)-1,3-dioxolan-4-yl]oxy}acetic acid)	$C_6HF_9O_6$	1190931-27-1
CTFE	Chlorotrifluoroethylene	$C_2ClF_3$	79-38-9
DIOFB	1,4-Diiodoperfluorobutane	$C_4F_8I_2$	375-50-8
DIOFE	1,1,2,2-Tetrafluoro-1,2-diiodoethane	$C_4F_4I_2$	354-65-4
DIOFH	1,6-Diiodoperfluorohexane	$C_6F_{12}I_2$	375-80-4
DONA	Perfluoro-4,8-dioxa-3H-nonanoic acid	$C_7H_2F_{12}O_4$	919005-14-4
E1	Heptafluoropropyl 1,2,2-tetrafluoroethyl ether	$C_5HF_{11}O$	3330-15-2
ECTFE	Ethylene chlorotrifluoroethylene	$(C_2H_4)_n(C_2ClF_3)_m$	25101-45-5
EEA	Perfluoro(2-ethoxy-2-fluoroethoxy)-acetic acid	$C_6HF_{11}O_4$	908020-52-0
ETFE	Ethylene tetrafluoroethylene	$(C_2H_4)_n(C_2F_4)_m$	25038-71-5
Ether A	2-[Difluoro(methoxy)methyl]-1,1,1,3,3,3-hexafluoropropane	$C_5H_4F_8O$	382-26-3
Ether B	1-Methoxy(perfluoro-2-methyl-1-propene)	$C_5H_3F_7O$	360-53-2
FC-72	Perfluorohexane	$C_6F_{14}$	355-42-0
FEP	Fluorinated ethylene propylene	$(C_2F_4)_n(C_3F_6)_m$	25067-11-2
FEPm	Tetrafluoroethylene propylene	$(C_2F_4)_n(C_3H_6)_m$	64706-30-5
FKM	Fluorine Kautschuk material	$(C_2H_2F_2)_n(C_3F_6)_m$	64706-30-5
HCFC-124	Tetrafluorochloroethane	$C_2HClF_4$	359-28-4
HCFC-142b	1-Chloro-1,1-difluoroethane	$C_2H_3ClF_2$	75-68-3
HCFC-21	Dichlorofluoromethane	$CHCl_2F$	75-43-4
HCFC-22	Chlorodifluoromethane	$CHClF_2$	75-45-6
HFC-125	Pentafluoroethane	$C_2HF_5$	354-33-6
HFC-134a	1,1,2,2-Tetrafluoroethane	$C_2HF_4$	811-97-2
HFC-141b	1,1-Dichloro-1-fluoroethane	$C_2H_3Cl_2F$	1717-00-6
HFC-143a	1,1,1-Trifluoroethane	$C_2H_3F_3$	420-46-2
HFC-152a	1,1-Difluoroethane	$C_2H_5F_2$	75-37-6
HFC-23	Trifluoromethane	$CHF_3$	75-46-7
HFC-32	Difluoromethane	$CH_2F_2$	75-10-5
HFC-365mfc	1,1,1,3,3-Pentafluorobutane	$C_4H_5F_5$	406-58-6
HFC-4310mee	1,1,1,2,3,4,4,5,5,5-Decafluoropentane	$C_5H_2F_{10}$	138495-42-8
HFP	Hexafluoropropylene	$C_3F_6$	116-15-4
HFPO	Hexafluoropropylene oxide	$C_3F_6O$	428-59-1
HFPO-DA	Hexafluoropropylene oxide dimer acid	$C_6HF_{11}O_3$	13252-13-6
MV31	2-(3-Trifluoromethoxy-1,1,2,2,3,3-hexafluoropropoxy)-2,3,3,3-tetrafluoropropanoic acid	$C_7HF_{13}O_4$	496805-64-2
PCTFE	Polychlorotrifluoroethylene	$(C_2ClF_3)_n$	9002-83-9
PEVE	Perfluoroethyl vinyl ether	$C_4F_8O$	10493-43-3
PFA	Perfluoroalkoxyalkane	$(C_2F_4)_n(C_3F_6O)_m$	26655-00-5
PFAC	Perfluoroallylchloride	$C_3ClF_5$	2804-50-4
PFBA	Perfluorobutanoic acid	$C_4HF_7O_2$	375-22-4
PFBE	Perfluorobutyl ethylene	$C_6H_3F_9$	19430-93-4
PFBS	Perfluorobutanesulfonic acid	$C_4HF_9O_3S$	19430-93-4
PFC-116	Hexafluoroethane	$C_2F_6$	76-16-4
PFC-218	Octafluoropropane	$C_3F_8$	76-19-7
PFC-318	Perfluorocyclobutane	$C_4F_8$	115-25-3
PFDA	Perfluorodecanoic acid	$C_{10}HF_{19}O_2$	335-76-2
PFDoDA	Perfluorododecanoic acid	$C_{12}HF_{23}O_2$	307-55-1
PFHpA	Perfluoroheptanoic acid	$C_7HF_{13}O_2$	75-85-93
PFHxA	Perfluorohexanoic acid	$C_6HF_{11}O_2$	307-24-4
PFHxDA	Perfluorohexadecanoic acid	$C_{16}HF_{31}O_2$	67905-19-5
PFHxS	Perfluorohexanesulfonic acid	$C_6HF_{13}O_3S$	355-46-4



Table 2 (Contd.)

Abbreviation	Name	Formula	CAS RN®
PFIB	Perfluoroisobutylene	C <sub>4</sub> F <sub>8</sub>	382-21-8
PFNA	Perfluorononanoic acid	C <sub>9</sub> HF <sub>17</sub> O <sub>2</sub>	375-95-1
PFOA	Perfluorooctanoic acid	C <sub>8</sub> HF <sub>15</sub> O <sub>2</sub>	335-67-1
PFOcDA	Perfluorooctadecanoic acid	C <sub>18</sub> HF <sub>35</sub> O <sub>2</sub>	16517-11-6
PFOS	Perfluorooctanesulfonic acid	C <sub>8</sub> HF <sub>17</sub> O <sub>3</sub> S	1763-23-1
PFPA	Perfluoropropionic acid	C <sub>3</sub> HF <sub>5</sub> O <sub>2</sub>	422-64-0
PFPE	Perfluoropolyether	C <sub>3</sub> F <sub>7</sub> O(C <sub>3</sub> F <sub>6</sub> O) <sub>n</sub> C <sub>2</sub> F <sub>5</sub>	60164-51-4
PFPeA	Perfluoropentanoic acid	C <sub>5</sub> HF <sub>9</sub> O <sub>2</sub>	2706-90-3
PFTriDA	Perfluorotridecanoic acid	C <sub>13</sub> HF <sub>25</sub> O <sub>2</sub>	72629-94-8
PFUnDA	Perfluoroundecanoic acid	C <sub>11</sub> HF <sub>21</sub> O <sub>2</sub>	2058-94-8
PMVE	Perfluoromethyl vinyl ether	C <sub>3</sub> F <sub>6</sub> O	1187-93-5
PPVE	Perfluoropropyl vinyl ether	C <sub>5</sub> F <sub>10</sub> O	1623-05-8
PTFE	Polytetrafluoroethylene	(C <sub>2</sub> F <sub>4</sub> ) <sub>n</sub>	9002-84-0
PVDF	Polyvinylidene fluoride	(CH <sub>2</sub> CF <sub>2</sub> ) <sub>n</sub>	24937-79-9
TFA	Trifluoroacetic acid	C <sub>2</sub> HF <sub>3</sub> O <sub>2</sub>	76-05-1
TFE	Tetrafluoroethylene	C <sub>2</sub> F <sub>4</sub>	116-14-3
TFMS	Trifluoromethylsulfonic acid	CF <sub>3</sub> O <sub>3</sub> S	1493-13-6
THV	Copolymers of tetrafluoroethylene, hexafluoropropylene and vinylidene fluoride	(C <sub>2</sub> F <sub>4</sub> ) <sub>n</sub> (C <sub>3</sub> F <sub>6</sub> ) <sub>m</sub> (CH <sub>2</sub> CF <sub>2</sub> ) <sub>l</sub>	25190-89-0
TrFE	Trifluoroethylene	C <sub>2</sub> HF <sub>3</sub>	359-11-5
VDF	Vinylidene fluoride	C <sub>2</sub> H <sub>2</sub> F <sub>2</sub>	75-38-7
VEFS	Perfluoro-2-(vinyloxy)ethane-1-sulfonic acid	C <sub>4</sub> F <sub>7</sub> O <sub>3</sub> S	29514-94-1

## Conflicts of interest

There are no conflicts to declare.

## Acknowledgements

This study is part of the PERFORCE3 project which has received funding from the European Union's Horizon 2020 research and innovation programme under the Marie Skłodowska-Curie grant agreement No. 860665. J. G. acknowledges funding from the Tides Foundation (grants TF2101-096992 and TF2304-113820).

## References

- R. C. Buck, J. Franklin, U. Berger, J. M. Conder, I. T. Cousins, P. de Voogt, *et al.*, Perfluoroalkyl and polyfluoroalkyl substances in the environment: Terminology, classification, and origins, *Integr. Environ. Assess. Manage.*, 2011, **7**, 513–541.
- R. R. Thomas, Material properties of fluoropolymers and perfluoroalkyl-based polymers, in *Fluoropolymers 2: Properties*, Springer, 1999, pp. 47–67.
- Z. Wang, A. M. Buser, I. T. Cousins, S. Demattio, W. Drost, O. Johansson, *et al.*, A New OECD Definition for Per- and Polyfluoroalkyl Substances, *Environ. Sci. Technol.*, 2021, **55**, 15575–15578.
- B. Améduri, Fluoropolymers: The Right Material for the Right Applications, *Chem.-Eur. J.*, 2018, **24**, 18830–18841.
- J. Glüge, M. Scheringer, I. T. Cousins, J. C. DeWitt, G. Goldenman, D. Herzke, *et al.*, An overview of the uses of per- and polyfluoroalkyl substances (PFAS), *Environ. Sci.: Processes Impacts*, 2020, **22**, 2345–2373.
- N. Karim, S. Afroj, K. Lloyd, L. C. Oaten, D. V. Andreeva, C. Carr, *et al.*, Sustainable Personal Protective Clothing for Healthcare Applications: A Review, *ACS Nano*, 2020, **14**, 12313–12340.
- Z. Yang and X. Wu, Retrofits and options for the alternatives to HCFC-22, *Energy*, 2013, **59**, 1–21.
- M. Wahlström, E. Pohjalainen, E. Yli-Rantala, D. Behringer, D. Herzke, S. M. Mudge, *et al.*, *Fluorinated Polymers in a Low Carbon, Circular and Toxic-Free Economy Technical Report*, European Environment Agency, 2021.
- R. Lohmann and R. J. Letcher, The universe of fluorinated polymers and polymeric substances and potential environmental impacts and concerns, *Curr. Opin. Green Sustainable Chem.*, 2023, **41**, 100795.
- S. Ebnesajjad, Introduction to Fluoropolymers, in *Applied Plastics Engineering Handbook*, Elsevier, 2017, pp. 55–71.
- R. Lohmann, I. T. Cousins, J. C. DeWitt, J. Glüge, G. Goldenman, D. Herzke, *et al.*, Are Fluoropolymers Really of Low Concern for Human and Environmental Health and Separate from Other PFAS?, *Environ. Sci. Technol.*, 2020, **54**, 12820–12828.
- K. Hintzer and W. Schwertfeger, Fluoropolymers—Environmental Aspects, in *Handbook of Fluoropolymer Science and Technology*, ed. D. W. Smith, S. T. Iacono and S. S. Iyer, Wiley, 2014, pp. 495–520.
- B. Améduri, The Promising Future of Fluoropolymers, *Macromol. Chem. Phys.*, 2020, **221**(8), 1900573.
- M. G. Evich, M. J. B. Davis, J. P. McCord, B. Acrey, J. A. Awkerman, D. R. U. Knappe, *et al.*, Per- and



- polyfluoroalkyl substances in the environment, *Science*, 2022, 375(6580), 512–526.
- 15 EC, Chemicals: commission seeks views on revision of REACH, the EU's chemicals legislation, 2022 [cited 2023], available from: [https://environment.ec.europa.eu/news/chemicals-commission-seeks-views-revision-reach-eus-chemicals-legislation-2022-01-20\\_en](https://environment.ec.europa.eu/news/chemicals-commission-seeks-views-revision-reach-eus-chemicals-legislation-2022-01-20_en).
- 16 ECHA, ECHA publishes PFAS restriction proposal, 2023 [cited 2023 February 23], available from: <https://echa.europa.eu/-/echa-publishes-pfas-restriction-proposal>.
- 17 B. Ameduri, Fluoropolymers: A special class of per- and polyfluoroalkyl substances (PFASs) essential for our daily life, *J. Fluorine Chem.*, 2023, 267, 110117.
- 18 S. H. Korzeniowski, R. C. Buck, R. M. Newkold, A. E. Kassmi, E. Laganis, Y. Matsuoka, *et al.*, A critical review of the application of polymer of low concern regulatory criteria to fluoropolymers II: Fluoroplastics and fluoroelastomers, *Integr. Environ. Assess. Manage.*, 2022, 19, 326–354.
- 19 M. Clara, S. Scharf, S. Weiss, O. Gans and C. Scheffknecht, Emissions of perfluorinated alkylated substances (PFAS) from point sources—identification of relevant branches, *Water Sci. Technol.*, 2008, 58, 59–66.
- 20 B. K. Sovacool, S. Griffiths, J. Kim and M. Bazilian, Climate change and industrial F-gases: A critical and systematic review of developments, sociotechnical systems and policy options for reducing synthetic greenhouse gas emissions, *Renewable Sustainable Energy Rev.*, 2021, 141, 110759.
- 21 K. Prevedouros, I. T. Cousins, R. C. Buck and S. H. Korzeniowski, Sources, Fate and Transport of Perfluorocarboxylates, *Environ. Sci. Technol.*, 2005, 40, 32–44.
- 22 J. G. Drobny, *Fluoroelastomers Handbook*, 2016, includes bibliographical references and index.
- 23 N. Kotlarz, J. McCord, D. Collier, C. S. Lea, M. Strynar, A. B. Lindstrom, *et al.*, Measurement of Novel, Drinking Water-Associated PFAS in Blood from Adults and Children in Wilmington, North Carolina, *Environ. Health Perspect.*, 2020, 128(7), 77005.
- 24 J. McCord and M. Strynar, Identification of Per- and Polyfluoroalkyl Substances in the Cape Fear River by High Resolution Mass Spectrometry and Nontargeted Screening, *Environ. Sci. Technol.*, 2019, 53, 4717–4727.
- 25 S. Newton, R. McMahan, J. A. Stoeckel, M. Chislock, A. Lindstrom and M. Strynar, Novel Polyfluorinated Compounds Identified Using High Resolution Mass Spectrometry Downstream of Manufacturing Facilities near Decatur, Alabama, *Environ. Sci. Technol.*, 2017, 51, 1544–1552.
- 26 EC, Regulation (EC) No. 166/2006 of the European Parliament and of the Council of 18 January 2006 concerning the establishment of a European Pollutant Release and Transfer Register and amending Council Directives 91/689/EEC and 96/61/EC, 2006 [cited 2023], available from: <https://eur-lex.europa.eu/legal-content/EN/TXT/PDF/?uri=CELEX:02006R0166-20200101>.
- 27 ECETOC, Vinylidene Fluoride (CAS No. 75-38-7). JACC Report, 2005, Brussels. Report No.: ISSN-0773-6339-49.
- 28 ECETOC, Tetrafluoroethylene (CAS No. 116-14-3). JACC No. 42, 2003 Brussels. Report No.: ISSN-0773-6339-42.
- 29 R. G. Prinn, R. F. Weiss, J. Arduini, T. Arnold, H. L. DeWitt, P. J. Fraser, *et al.*, History of chemically and radiatively important atmospheric gases from the Advanced Global Atmospheric Gases Experiment (AGAGE), *Earth System Science Data*, 2018, 10, 985–1018.
- 30 D. J. Sheldon and M. R. Crimmin, Repurposing of F-gases: challenges and opportunities in fluorine chemistry, *Chem. Soc. Rev.*, 2022, 51, 4977–4995.
- 31 EEA, Industrial emissions portal, 2023 [cited 2023], available from: <https://industry.eea.europa.eu/explore/explore-data-map/map>.
- 32 DEFRA, UK Pollutant Release and Transfer Register (PRTR) data sets, 2023 [cited 2023], available from: [https://prtr.defra.gov.uk/facility-details?view=preleases&q=1139208&facility\\_id=2166&year=2019](https://prtr.defra.gov.uk/facility-details?view=preleases&q=1139208&facility_id=2166&year=2019).
- 33 UBA, Dyneon GmbH, 2023 [cited 2023], available from: <https://thru.de/daten>.
- 34 INERIS, Inventaire National Spatialisé, 2023 available from: <http://emissions-air.developpement-durable.gouv.fr/map.html?name=metropole>.
- 35 UK EPA, Permitting decisions (variation number EPR/BU5453IY/V004), 2017.
- 36 UK EPA, Notice of variation and consolidation with introductory note (Permit number EPR/BU5453IY), 2017.
- 37 UK EPA, Environmental risk evaluation report: Perfluoro(2-ethoxy-2-fluoroethoxy)-acetic acid, ammonium salt [EEA-NH<sub>4</sub>] (CAS no. 908020-52-0), 2023.
- 38 UK EPA, Environmental risk evaluation report: Trideca-1,1,1,2,2,3,3,4,4,5,5,6,6-fluorohexane [1H-PFHx] (CAS no. 355-37-3), 2023.
- 39 UK EPA, Environmental risk evaluation report: 1,1,1,2,2,3,3-Heptafluoro-3-[(trifluorovinyl)oxy]propane [PPVE] (CAS no. 1623-05-8), 2023.
- 40 UK EPA, Environmental risk evaluation report: 3,3,4,4,5,5,6,6-Nonafluorohexene [Perfluorobutylethylene; PFBE] (CAS no. 19430-93-4), 2023.
- 41 UK EPA, Enquiry regarding emissions of fluorinated organic substances by the fluoropolymer manufacturing industry, 2023.
- 42 DCMR, Ontwerpbesluit Chemours Netherlands B.V., 2022 April.
- 43 Rechtbank Den Haag. ECLI:NL:RBDHA:2023:3302, 2023 [cited 2023], available from: <https://uitspraken.rechtspraak.nl/#!/details?id=ECLI:NL:RBDHA:2023:3302&showbutton=true&keyword=ECLI%253aNL%253aRBDHA%253a2023%253a3302&idx=1>.
- 44 M. Beekman, P. Zweers, A. Muller, W. de Vries, P. Janssen and M. Zeilmaker, *Evaluation of substances used in the GenX technology by Chemours, Dordrecht*, RIVM letter report 2016-0174, 2016.
- 45 Commune di Alessandria, *Autorizzazione integrata - proponente*, Solvay Solexis S.P.A., 2010.
- 46 Regione Piemonte, Modifica Sostanziale Impianto IPPC Autorizzato CON ATTO DDAA2-206-2010 DEL 24/06/10 E



- S.M.I. PER Produzione ED USO DI cC6O4 - Proponente: Solvay Specialty Polymers Italy SPA - Impianto SITO IN P.ZZA Donegani 5/6 Alessandria Fraz.Spinetta M.GO, 2021.
- 47 Solvay Autorizzazione Integrata Ambientale, Riesame/ rinnovo del provvedimento, 2021.
- 48 Géorisques, Installations classées, 2023 [cited 2023], available from: <https://www.georisques.gouv.fr/risques/installations/donnees>.
- 49 DREAL, Focus sur la situation au Sud de Lyon, 2023 [cited 2023], available from: <https://www.auvergne-rhone-alpes.developpement-durable.gouv.fr/focus-sur-la-situation-au-sud-de-lyon-a23562.html>.
- 50 Préfet du Rhône, Rapport de contrôle de l'inspection des installations classées, 2020, DREAL, Lyon, report no.: UDR-CRT-2020-406.
- 51 Préfecture du Jura, Installations Classées pour la Protection de l'Environnement Société Solvay Electrolyse France, 2011.
- 52 Préfecture du Jura, Recueil des actes administratifs spécial (No. 39-2019-08-002), 2019.
- 53 Préfet du Jura, Arrête Prefectoral No. AP-2019-31 DU 25 JUILLET 2019 Codifiant ET Renforçant, 2019.
- 54 Bourgogne-Franche-Comté M. Avis de la Mission Régionale d'Autorité environnementale de Bourgogne-Franche-Comté sur le projet d'augmentation de capacité de production du site SOLVAY Tavaux sur les communes de Tavaux et d'Abergement-la-Ronce (39), 2023.
- 55 LRA-Alltötting, Antrag auf Erteilung einer gehobenen Erlaubnis für die Einleitung von gereinigtem Abwasser und nicht behandlungsbedürftigem Abwasser in die Alz, 2023.
- 56 European Commission, for Environment, Directorate-General, Industrial emissions – Modernising EU rules for the green transition, 2022, Publications Office of the European Union.
- 57 UNEP, Montreal protocol on substances that deplete the ozone layer, 1987.
- 58 S. O. Andersen, S. Gao, S. Carvalho, T. Ferris, M. Gonzalez, N. J. Sherman, *et al.*, Narrowing feedstock exemptions under the Montreal Protocol has multiple environmental benefits, *Proc. Natl. Acad. Sci. U. S. A.*, 2021, **118**(49), e2022668118.
- 59 H. M. Pickard, A. S. Criscitiello, D. Persaud, C. Spencer, D. C. G. Muir, I. Lehnher, *et al.*, Ice Core Record of Persistent Short-Chain Fluorinated Alkyl Acids: Evidence of the Impact From Global Environmental Regulations, *Geophys. Res. Lett.*, 2020, **47**(10), e2020GL087535.
- 60 B. R. Miller, R. F. Weiss, P. K. Salameh, T. Tanhua, B. R. Grealley, J. Mühle, *et al.*, Medusa: A Sample Preconcentration and GC/MS Detector System for in Situ Measurements of Atmospheric Trace Halocarbons, Hydrocarbons, and Sulfur Compounds, *Anal. Chem.*, 2008, **80**, 1536–1545.
- 61 T. Arnold, D. J. Ivy, C. M. Harth, M. K. Vollmer, J. Mühle, P. K. Salameh, *et al.*, HFC-43-10mee atmospheric abundances and global emission estimates, *Geophys. Res. Lett.*, 2014, **41**, 2228–2235.
- 62 J. Mühle, L. J. M. Kuijpers, K. M. Stanley, M. Rigby, L. M. Western, J. Kim, *et al.*, Global emissions of perfluorocyclobutane (PFC-318, cC4-F8) resulting from the use of hydrochlorofluorocarbon-22 (HCFC-22) feedstock to produce polytetrafluoroethylene (PTFE) and related fluorochemicals, *Atmos. Chem. Phys.*, 2022, **22**, 3371–3378.
- 63 E. L. D'Ambro, H. O. Pye, J. O. Bash, J. Bowyer, C. Allen, C. Efstathiou, R. C. Gilliam, L. Reynolds, K. Talgo and B. N. Murphy, Characterizing the Air Emissions, Transport, and Deposition of Per-and Polyfluoroalkyl Substances from a Fluoropolymer Manufacturing Facility, *Environ. Sci. Technol.*, 2021, **55**(2), 862–870.
- 64 ECETOC, Hexafluoropropylene (CAS no. 116-15-4), JACC no. 48, 2005, report no.: ISSN-0773-6339-48.
- 65 D. Amedro, L. Vereecken and J. N. Crowley, Kinetics and mechanism of the reaction of perfluoro propyl vinyl ether (PPVE, C3F7OCH=CH2) with OH: assessment of its fate in the atmosphere, *Phys. Chem. Chem. Phys.*, 2015, **17**(28), 18558–18566.
- 66 ECHA, Trifluoro(trifluoromethoxy)ethylene, 2023 [cited 2023 November 20] available from: <https://echa.europa.eu/es/registration-dossier/-/registered-dossier/13408/5/1>.
- 67 D. Z. Wang, G. Goldenman and T. Tugran, Per- and polyfluoroalkylether substances: identity, production and use. Nordic working paper, 2020, Nordic Council of Ministers, Copenhagen, report no.: ISSN 2311-0562.
- 68 H. Joerss, F. Menger, J. Tang, R. Ebinghaus and L. Ahrens, Beyond the Tip of the Iceberg: Suspect Screening Reveals Point Source-Specific Patterns of Emerging and Novel Per- and Polyfluoroalkyl Substances in German and Chinese Rivers, *Environ. Sci. Technol.*, 2022, **56**, 5456–5465.
- 69 VITO, Case: Monitoring PFAS Schouwemissies UIT Draaitrommeloven (DTO 2) Van Indaver NV, Samenvatting resultaten 2021–2022, Departement Omgeving, 2023.
- 70 P. E. Boon, J. D. te Biesebeek and B. G. H. Bokkers, *Herziening van de risicobeoordeling van PFAS in moestuïngewassen in Helmond*, RIVM letter report, 2021-0071, 2021.
- 71 B. S. Rubin, Bisphenol A: an endocrine disruptor with widespread exposure and multiple effects, *J. Steroid Biochem. Mol. Biol.*, 2011, **127**(1–2), 27–34.
- 72 S. Kitamura, T. Suzuki, S. Sanoh, R. Kohta, N. Jinno, K. Sugihara, S. Yoshihara, N. Fujimoto, H. Watanabe and S. Ohta, Comparative study of the endocrine-disrupting activity of bisphenol A and 19 related compounds, *Toxicol. Sci.*, 2005, **84**(2), 249–259.
- 73 B. J. Henry, J. P. Carlin, J. A. Hammerschmidt, R. C. Buck, L. W. Buxton, H. Fiedler, *et al.*, A critical review of the application of polymer of low concern and regulatory criteria to fluoropolymers, *Integr. Environ. Assess. Manage.*, 2018, **14**, 316–334.
- 74 J. Sales, F. Hernández, D. Kapoor and M. van den Noort, Fluoropolymers: the safe science that society needs, *IRCL*, 2022, 13.
- 75 Arkema, Arkema comments on the UE PFAS restriction proposal, 2023 [cited 2023 September 28], available from: <https://www.arkema.com/global/en/social-responsibility/innovation-and-sustainable-solutions/responsible-product>



**management/pfas/arkema-comments-on-the-ue-pfas-restriction-proposal/.**

- 76 Solvay, Phasing out Fluorosurfactants at Solvay, 2023 [cited 2023 September 28], available from: <https://www.solvay.com/sites/g/files/srpend221/files/2023-03/Phasing-out-Fluorosurfactants-V2.pdf>.
- 77 3M, 3M to Exit PFAS Manufacturing by the End of 2025, 2023 [cited 2023], available from: <https://news.3m.com/2022-12-20-3M-to-Exit-PFAS-Manufacturing-by-the-End-of-2025>.
- 78 LRA-Altötting, 3M lehnt Stiftungskonzeption zur Fortführung der Fluorpolymerproduktion in Gendorf ab, 2023 [cited 2023], available from: <https://www.lra-aoe.de/aktuelles/aktuelle-meldungen/3m-lehnt->

**stiftungskonzeption-zur-fortfuehrung-der-fluorpolymerproduktion-in-gendorf-ab.**

- 79 Chemours. Manufacturing of Fluoropolymers – An Alternative Proposal for Managing The Risk. 2023.
- 80 M. C. Davis, J. Boyle, M. Cervantes Garcia, J. Kramer, P. Morken, A. Smith, et al., Nontarget LC/QToF Interrogation of Fluorinated Residues in a Fluoropolymer Dispersion Prepared with a Hydrocarbon based Processing Aid, 2023 August 30, Poster at Fluoros 2023.
- 81 I. T. Cousins, H. D. GG, M. M. LR, P. S. NCA, T. X. SM and W. Z. VL, The concept of essential use for determining when uses of PFASs can be phased out, *Environ. Sci.: Processes Impacts*, 2019, **21**(11), 1803–1815.

