



## Exploring aromatic rings with planar tetracoordinate group 13–15 atoms†

 Cite this: *Chem. Commun.*, 2024, 60, 11790

 Received 8th June 2024,  
 Accepted 18th September 2024

DOI: 10.1039/d4cc02780a

rsc.li/chemcomm

**This study examines systems containing planar tetracoordinate group 13–15 atoms (E) within pentagonal C<sub>4</sub>H<sub>2</sub>E rings bridged by Si or Ge atoms. A detailed chemical bonding analysis of eleven candidates shows that true tetracoordination is achieved only in the C<sub>4</sub>H<sub>2</sub>NGe<sub>2</sub><sup>+</sup> system.**

For the past five decades, the study of planar hypercoordinate carbon<sup>1–21</sup> has revealed fascinating architectures, although they remain scarce compared to the abundance of van't Hoff–LeBel-type molecules. Why pursue such unusual systems? As Hoffmann stated, “the purpose of studying nonclassical molecules is to learn from the abnormal the making of molecules that are untypical or abnormal test our understanding of that fundamental yet fussy entity – the chemical bond”.<sup>22</sup> This challenge motivates the exploration of other entities with planar hypercoordinate atoms.

The study of planar tetracoordinate carbons (ptCs) began with Monkhorst's work on planar transition states in the stereomutation of methane. Hoffmann and co-workers later explored the electronic factors stabilizing these structures,<sup>23,24</sup> showing that replacing the hydrogen atoms of methane with  $\sigma$ -electron donors strengthens the electron-deficient  $\sigma$ -bonds, while introducing  $\pi$ -acceptors delocalizes the central carbon's

lone pair. These concepts have guided the design of ptC structures, many of which have been successfully realized in both the gas phase and laboratory settings. The field has since expanded to include systems with higher coordination numbers, such as planar *penta*- and hexacoordinate carbon atoms.<sup>10,12,25–32</sup>

Building on Hoffmann's proposal to stabilize a ptC within an aromatic framework, some of us extended this idea by replacing three consecutive protons in an aromatic hydrocarbon with a tetracationic tetrel fragment, Tr<sub>2</sub><sup>4+</sup>, fragment (Tr = C–Pb). The Tr atoms form a 3c–2e  $\sigma$ -bond (Tr–ptC–Tr) and participate in  $\pi$ -delocalization *via* their vacant p<sub>z</sub> orbitals, stabilizing various planar hypercoordinate atom systems.<sup>15,17,19–21</sup> When Tr is carbon, the structure is a local minimum, while heavier atoms yield global minima.

In this work, we apply our approach to achieve a ptE, where E is an element from group 13–15. We replace a single carbon atom in the cyclopentadienyl anion (C<sub>5</sub>H<sub>5</sub><sup>−</sup>) with an E element and adjust the electron count accordingly. We screened 56 combinations with the formula C<sub>4</sub>H<sub>2</sub>ETr<sub>2</sub><sup>n</sup>, where Tr = Si–Pb and *n* denotes the charge (−1 for group 13, 0 for group 14, and +1 for group 15 systems). All these structures were identified as minima on their potential energy surfaces (PESs) at the PBE0<sup>33</sup>-D3<sup>34</sup>/def2-TZVP<sup>35</sup> level (see Scheme 1 for details). Eleven were found to be global minima. Born–Oppenheimer molecular dynamics (BO–MD) simulations confirm the kinetic stability of these systems. However, despite being global minima and appearing tetracoordinate initially, bond analysis shows that only C<sub>4</sub>H<sub>2</sub>NGe<sub>2</sub><sup>+</sup> has a truly planar tetracoordinate atom.

To efficiently evaluate numerous candidates, we used a targeted search on the PES with ptE structures as starting points within the AUTOMATON software.<sup>36</sup> This approach reduced the search space and identified 18 promising structures (E = B–Tl with Tr = Si; E = Si with Tr = Ge; E = As, Sb, Bi with Tr = Si; E = N, P with Tr = Ge; E = N with Tr = Pb). A subsequent random initial population search of these 18 combinations in AUTOMATON identified 11 global minima with a potential ptE atom.

Let us focus on the eleven global minima. Fig. S1–S18 (ESI†) show these global minima and other low-lying configurations

<sup>a</sup> Universidad Andres Bello, Facultad de Ciencias Exactas, Departamento de Ciencias Químicas, Centro de Química Teórica & Computacional (CQT&C), Avenida República 275, 8370146 Santiago de Chile, Chile.  
E-mail: wtznado@unab.cl

<sup>b</sup> Doctorado en Físicoquímica Molecular, Facultad de Ciencias Exactas, Universidad Andres Bello, Avenida República 275, Santiago de Chile, Chile

<sup>c</sup> Laboratoire de Chimie Théorique, LCT, Sorbonne Université, CNRS, F-75005 Paris, France

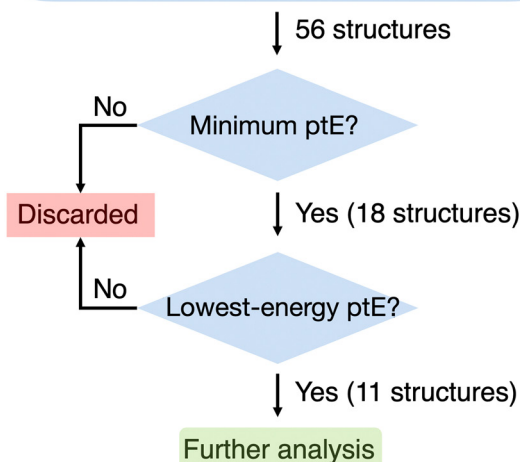
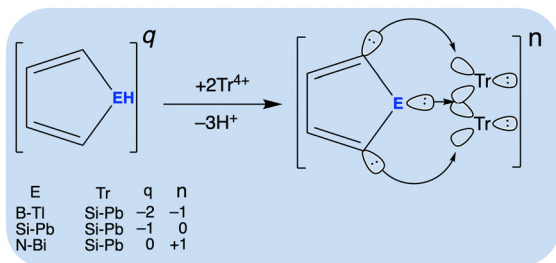
<sup>d</sup> Instituto de Ciencias Biomédicas, Facultad de Ciencias de la Salud, Universidad Autónoma de Chile, Santiago de Chile, Chile

<sup>e</sup> Facultad de Ingeniería y Arquitectura, Universidad Central de Chile (UCEN), Santa Isabel 1186, 8370146, Santiago, Chile. E-mail: luis.leyva@ucentral.cl

<sup>f</sup> Departamento de Física Aplicada, Centro de Investigación y de Estudios Avanzados Mérida Km. 6 Antigua carretera a Progreso Apdo. Postal 73, Cordemex, Yuc., 97310, Mérida, Mexico. E-mail: gmerino@cinvestav.mx

† Electronic supplementary information (ESI) available. See DOI: <https://doi.org/10.1039/d4cc02780a>





Tr ligand	Group 13					Group 14				Group 15				
	B	Al	Ga	In	Tl	Si	Ge	Sn	Pb	N	P	As	Sb	Bi
Si	Green	Green	Green	Green	Green	Green	Green	Green	Green	Green	Green	Green	Green	Green
Ge	Green	Green	Green	Green	Green	Green	Green	Green	Green	Green	Green	Green	Green	Green
Sn	Green	Green	Green	Green	Green	Green	Green	Green	Green	Green	Green	Green	Green	Green
Pb	Green	Green	Green	Green	Green	Green	Green	Green	Green	Green	Green	Green	Green	Green

#### Screening of the ptE structures

- Putative global minima
- Best minima from first screening
- Local minima

Scheme 1 The workflow chart for identifying the lowest energy ptE species.

for all 56 candidates. For E = group 13, five anions ( $C_4H_2ESi_2^-$ , E = B–Tl) adopt a prospective ptE arrangement. Among neutral systems (E = group 14), only one,  $C_4H_2SiGe_2$ , achieves a potential ptE global minimum. The remaining five global minima are cations, involving group 15 atoms: three (As, Sb, Bi) bonded to Si ( $C_4H_2ESi_2^+$ ), and two (N, P) bonded to Ge ( $C_4H_2EGe_2^+$ ).

To evaluate kinetic stability, we performed Born–Oppenheimer molecular dynamics (BO–MD) simulations at 450 K. These simulations confirmed that the eleven global minima retained their integrity and planarity, with no evidence of isomerization. This is further supported by the minimal root mean square deviation (RMSD) values (Fig. S19, ESI<sup>†</sup>), with primary fluctuations being out-of-plane movements of the Tr ligands, which consistently returned to a planar configuration.

All eleven global minima are singlets with  $C_{2v}$  symmetry. Energy differences between the global minima and their lowest triplet state ( $\Delta E_{S-T}$ ) show trends (see Table S1, ESI<sup>†</sup>). For anions,  $\Delta E_{S-T}$  increases with heavier E atoms (22.9 to 27.6 kcal mol<sup>-1</sup>). The neutral system exhibits a higher  $\Delta E_{S-T}$  of 46.3 kcal mol<sup>-1</sup>. In contrast, cations show a decreasing  $\Delta E_{S-T}$  trend from 63.3 (As) to 34.7 kcal mol<sup>-1</sup> (Bi) with Tr = Si, and from 72.1 (N) to

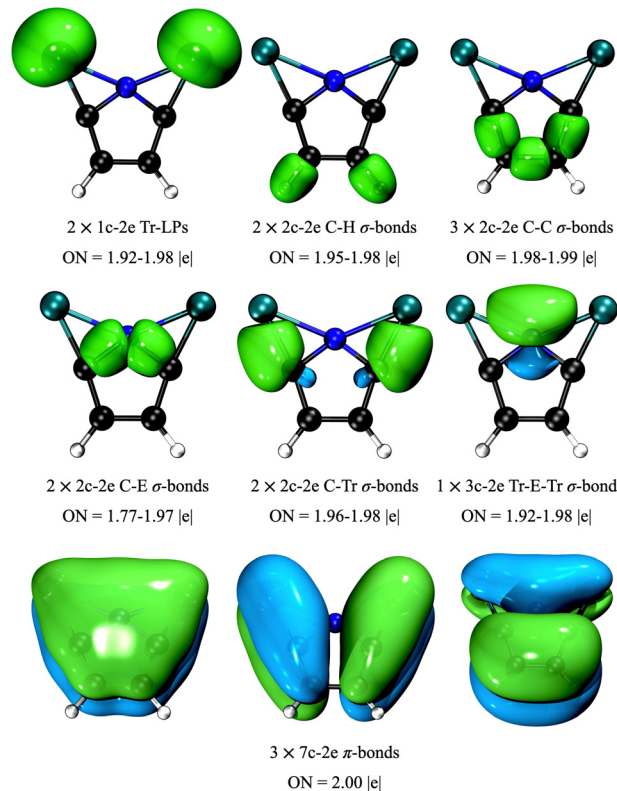


Fig. 1 AdNDP analysis of  $C_4H_2SiGe_2$ ,  $C_4H_2ESi_2^+$  (E = As, Sb, Bi) and  $C_4H_2EGe_2^+$  (E = N and P) at the PBE0-D3/def2-TZVP level. ON stands for occupation number.

63.9 kcal mol<sup>-1</sup> (P) with Tr = Ge, indicating that lighter atoms enhance stability in cationic systems. Furthermore, the  $T_1$ -diagnostics from the converged CCSD wave functions are below the standard multireference threshold of 0.02, ranging from 0.012 to 0.017 (Table S1, ESI<sup>†</sup>), validating the reliability of our single-reference computations.

The adaptive natural density partitioning (AdNDP) method was used to understand the bonding interactions. AdNDP extends natural bond orbitals (NBO) to describe both localized and delocalized bonding by partitioning electron density into n-center two-electron (nc-2e) bonds.<sup>37,38</sup> Fig. 1 shows the AdNDP results for these systems (excluding group 13 ones). The analysis reveals 2c-2e σ-bonds connecting the pentagonal  $C_4E$  moiety, with Tr atoms connected to this pentagon by 2c-2e σ-bonds with  $C_1$  and a 3c-2e Tr-E-Tr σ-bond. The σ-bonding picture is completed by two  $C_2$ -H 2c-2e σ-bonds and one lone pair on each Tr atom. AdNDP also identifies three fully delocalized π-bonds, suggesting aromaticity according to Hückel's  $4n + 2$  rule. These results are consistent with the Wiberg bond indices (WBI) reported in Table S2 (ESI<sup>†</sup>).

In the group 13 systems, ptB, ptAl, and ptGa exhibit a similar bonding pattern (Fig. S20, ESI<sup>†</sup>). However, ptIn and ptTl deviate from this one. Fig. S21 (ESI<sup>†</sup>) shows that their bonding is better described by delocalized σ-bonds connecting the In or Tl atoms, neighboring carbons, and Si ligands. The larger atomic sizes of In and Tl disrupt the localized σ-bonding pattern,



resulting in bond lengths exceeding typical single bonds, as predicted by Pyykkö.<sup>39</sup> This suggests weaker covalent interactions in the In and Tl systems, consistent with WBI values near 0.5 (Table S2, ESI†).

So, both AdNDP and WBI indicate covalent interactions between E and its four neighboring atoms across all eleven global minima. However, ionic interactions are also significant due to the electronegativity differences between C, E, and Tr. NPA charge analysis shows that only B and N systems carry negative charges (−0.39 and −0.77 |e|, respectively, Table S2, ESI†). The negative charge on B is unexpected given the higher electronegativity of C (2.55) compared to B (2.04) and Si (1.90). Bader analysis<sup>40</sup> confirms that only N in ptN bears a negative charge (−1.29 |e|), consistent with N's higher electronegativity, while C atoms bonded to N carry slight negative charges of −0.16 |e| (Table S3, ESI†).

These findings raise questions about the role of the electrostatic interactions. The interacting quantum atoms (IQA) method<sup>41–44</sup> provides additional insight (Table S4, ESI†). IQA results indicate that the E–Tr interactions are repulsive (27.9–175.2 kcal mol<sup>−1</sup>) except for N–Tr (−343.0 kcal mol<sup>−1</sup>). This raises the question: why are these molecular architectures favored? IQA shows that the strongly attractive E–C<sub>1</sub> and Tr–C<sub>1</sub> interactions counterbalance the repulsive E–Tr forces, maintaining E and Tr at bond distances and favoring the covalent E–Tr interaction. This is reflected in the consistently attractive E–Tr exchange–correlation component (−34.8 to −60.1 kcal mol<sup>−1</sup>) across all systems, aligning with the AdNDP and WBI analyses. However, true planar tetracoordination requires net attractive interactions with all four ligands. Among the systems studied, only ptN features a genuinely planar tetracoordinate atom.

To further investigate the aromatic character of these systems, we analyzed the magnetically induced current density in response to an external magnetic field. Aromatic compounds typically exhibit a net diatropic ring current.<sup>45–48</sup> For example, the cyclopentadienyl anion, a well-known aromatic molecule, has a net ring current strength (RCS) of 11.0 nA T<sup>−1</sup>, comparable to benzene net RCS of 12.2 nA T<sup>−1</sup>.

Focusing on C<sub>4</sub>H<sub>2</sub>NGe<sub>2</sub><sup>+</sup>, Fig. 2 shows planes (0.5 Å above the molecular plane) with vector plots of the total and dissected (σ- and π-components) current density. These reveal a global diatropic ring current involving the entire periphery of the molecule (π), a local diatropic cyclic circuit around the Ge<sub>2</sub>ptN region (σ), and a paratropic ring current within the pentagonal

C<sub>4</sub>E ring (σ). The net RCS of 11.2 nA T<sup>−1</sup> indicates significant aromatic character, primarily attributed to the π-component (9.8 nA T<sup>−1</sup>). In the remaining ten systems, despite the net interatomic interaction energies suggesting the E atom is not truly tetracoordinate, particularly due to a lack of a net attractive interaction with the Tr atoms, they still exhibit aromatic character based on the magnetic criterion (Fig. S22–S25, ESI†). Net RCS values range from 8.0 to 4.2 nA T<sup>−1</sup> in the group 13 series, decreasing from Al to Tl, consistent with all non-negligible covalent interactions suggested by the bonding analysis (AdNDP, WBI, and the delocalization index from IQA).

In summary, this study extends our established approach for stabilizing planar tetracoordinate carbon atoms to explore planar tetracoordinate elements from groups 13–15. We identified eleven new global minima by replacing three consecutive protons in five-membered heterocyclic rings with a Tr<sub>2</sub><sup>4+</sup> fragment (Tr = Si to Pb). Each system features a 3c–2e Tr–E–Tr σ-bond and three globally delocalized π-bonds, where the E atom appears structurally tetracoordinated. The stability of these systems was confirmed through exhaustive potential energy surface scans and Born–Oppenheimer molecular dynamics simulations. However, detailed interacting quantum atoms (IQA) analysis reveals that only C<sub>4</sub>H<sub>2</sub>NGe<sub>2</sub><sup>+</sup> contains a truly planar tetracoordinate nitrogen (ptN), with N forming net attractive interactions with its four neighboring atoms. In the other systems, Coulombic repulsion leads to a net E–Tr repulsive interaction, despite covalent bonding indicated by the attractive exchange–correlation component. All systems exhibit a net diatropic ring current, mainly of π-character, which decreases from Al to Tl in group 13. These findings highlight the importance of using refined methods to accurately assess chemical bonding and coordination in these exotic structures.

This work was supported by the financial support of the National Agency for Research and Development (ANID) through FONDECYT project 1211128 (W. T.) and Scholarship Program/BECAS DOCTORADO UNAB (D. S, P. G.-B, K. P.-V). Powered@NLHPC: This research was partially supported by the supercomputing infrastructure of the NLHPC (CCSS210001). Cinvestav supported the work in Mexico. LL-P, GM, and WT designed the work and concepts, analyzed the data, drafted the manuscript, and finalized it. DS, PG-B, DI, and KP-V conducted the global minima search, structural data analysis, and energy refinements. DI and LR carried out BOMD simulations, NBO, and AdNDP analyses. LL-P, DI, and LR conducted the aromaticity analysis. All authors participated in discussions and approved the final manuscript.

## Data availability

The data underlying this study is available in the manuscript and its ESI.†

## Conflicts of interest

There are no conflicts to declare.

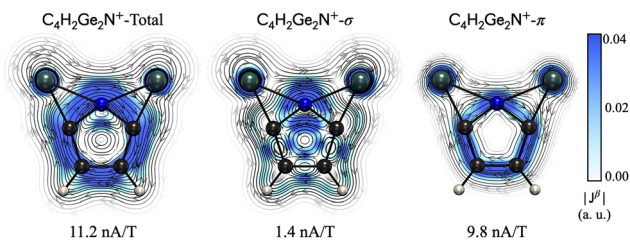


Fig. 2 Vector plots on the molecular plane 0.5 Å above the plane for C<sub>4</sub>H<sub>2</sub>NGe<sub>2</sub><sup>+</sup>, and RCSs (total, σ and π, in nA T<sup>−1</sup>) computed at the PBE0/def2-TZVP level.



## Notes and references

- J. B. Collins, J. D. Dill, E. D. Jemmis, Y. Apeloig, P. V. Schleyer, R. Seeger and J. A. Pople, *J. Am. Chem. Soc.*, 1976, **98**, 5419–5427.
- G. Erker, *Commun. Inorg. Chem.*, 1992, **13**, 111–131.
- D. Röttger and G. Erker, *Angew. Chem., Int. Ed. Engl.*, 1997, **36**, 813–827.
- W. Siebert and A. Gunale, *Chem. Soc. Rev.*, 1999, **28**, 367–371.
- G. Merino, M. A. Méndez-Rojas, H. I. Beltrán, C. Corminboeuf, T. Heine and A. Vela, *J. Am. Chem. Soc.*, 2004, **126**, 16160–16169.
- N. Perez, T. Heine, R. Barthel, G. Seifert, A. Vela, M. A. Méndez-Rojas and G. Merino, *Org. Lett.*, 2005, **7**, 1509–1512.
- R. Keese, *Chem. Rev.*, 2006, **106**, 4787–4808.
- G. Merino, M. A. Méndez-Rojas, A. Vela and T. Heine, *J. Comput. Chem.*, 2007, **28**, 362–372.
- N. Perez-Peralta, M. Sanchez, J. Martin-Polo, R. Islas, A. Vela and G. Merino, *J. Org. Chem.*, 2008, **73**, 7037–7044.
- L. M. Yang, E. Ganz, Z. Chen, Z. X. Wang and P. V. R. Schleyer, *Angew. Chem., Int. Ed.*, 2015, (54), 9468–9501.
- Z.-H. Cui, V. Vassilev-Galindo, J. L. Cabellos, E. Osorio, M. Orozco, S. Pan, Y.-H. Ding and G. Merino, *Chem. Commun.*, 2017, **53**, 138–141.
- V. Vassilev-Galindo, S. Pan, K. J. Donald and G. Merino, *Nat. Rev. Chem.*, 2018, **2**, 0114.
- N.-h Wang, M. Orozco-Ic, L. Leyva-Parra, W. Tiznado, J. Barroso, Y.-H. Ding, Z.-H. Cui and G. Merino, *J. Phys. Chem. A*, 2021, **125**, 3009–3014.
- L. Leyva-Parra, L. Diego, D. Inostroza, O. Yañez, R. Pumachagua-Huertas, J. Barroso, A. Vásquez-Espinal, G. Merino and W. Tiznado, *Chem. – Eur. J.*, 2021, **27**, 16701–16706.
- D. Inostroza, L. Leyva-Parra, A. Vásquez-Espinal, J. Contreras-García, Z.-H. Cui, S. Pan, V. S. Thimmakondur and W. Tiznado, *Chem. Commun.*, 2022, **58**, 13075–13078.
- L. Leyva-Parra, D. Inostroza, O. Yañez, J. C. Cruz, J. Garza, V. García and W. Tiznado, *Atoms*, 2022, **10**, 27.
- D. Inostroza, L. Leyva-Parra, O. Yañez, J. C. Cruz, J. Garza, V. García, V. S. Thimmakondur, M. L. Ceron and W. Tiznado, *Int. J. Quantum Chem.*, 2023, **123**, e27008.
- D. Inostroza, L. Leyva-Parra, O. Yañez, A. L. Cooksy, V. S. Thimmakondur and W. Tiznado, *Chemistry*, 2023, **5**, 1535–1545.
- O. Yañez, A. Vásquez-Espinal, R. Pino-Rios, F. Ferraro, S. Pan, E. Osorio, G. Merino and W. Tiznado, *Chem. Commun.*, 2017, **53**, 12112–12115.
- O. Yañez, A. Vásquez-Espinal, R. Báez-Grez, W. A. Rabanal-León, E. Osorio, L. Ruiz and W. Tiznado, *New J. Chem.*, 2019, **43**, 6781–6785.
- O. Yañez, R. Báez-Grez, J. Garza, S. Pan, J. Barroso, A. Vásquez-Espinal, G. Merino and W. Tiznado, *Chem. Phys. Chem.*, 2020, **21**, 145–148.
- R. Hoffmann and H. Hopf, *Angew. Chem., Int. Ed.*, 2008, **47**, 4474–4481.
- H. Monkhorst, *Chem. Commun.*, 1968, 1111–1112.
- R. Hoffmann, R. W. Alder and C. F. Wilcox, *J. Am. Chem. Soc.*, 1970, **92**, 4992.
- K. Exner and P. V. R. Schleyer, *Science*, 2000, **290**, 1937–1940.
- Y. Pei, W. An, K. Ito, P. V. R. Schleyer and X. C. Zeng, *J. Am. Chem. Soc.*, 2008, **130**, 10394–10400.
- Y. Wang, F. Li, Y. Li and Z. Chen, *Nat. Commun.*, 2016, **7**, 11488.
- S. Pan, J. L. Cabellos, M. Orozco-Ic, P. K. Chattaraj, L. Zhao and G. Merino, *Phys. Chem. Chem. Phys.*, 2018, **20**, 12350–12355.
- L. Leyva-Parra, L. Diego, O. Yañez, D. Inostroza, J. Barroso, A. Vásquez-Espinal, G. Merino and W. Tiznado, *Angew. Chem., Int. Ed.*, 2021, **60**, 8700–8704.
- L.-M. Yang, I. A. Popov, A. I. Boldyrev, T. Heine, T. Frauenheim and E. Ganz, *Phys. Chem. Chem. Phys.*, 2015, **17**, 17545–17551.
- L.-M. Yang, V. Bačić, I. A. Popov, A. I. Boldyrev, T. Heine, T. Frauenheim and E. Ganz, *J. Am. Chem. Soc.*, 2015, **137**, 2757–2762.
- L.-M. Yang, I. A. Popov, T. Frauenheim, A. I. Boldyrev, T. Heine, V. Bačić and E. Ganz, *Phys. Chem. Chem. Phys.*, 2015, **17**, 26043–26048.
- C. Adamo and V. Barone, *J. Chem. Phys.*, 1999, **110**, 6158–6170.
- S. Grimme, J. Antony, S. Ehrlich and H. Krieg, *J. Chem. Phys.*, 2010, **132**, 154104.
- F. Weigend and R. Ahlrichs, *Phys. Chem. Chem. Phys.*, 2005, **7**, 3297–3305.
- O. Yanez, R. Baez-Grez, D. Inostroza, W. A. Rabanal-Leon, R. Pino-Rios, J. Garza and W. Tiznado, *J. Chem. Theory Comput.*, 2019, **15**, 1463–1475.
- D. Y. Zubarev and A. I. Boldyrev, *Phys. Chem. Chem. Phys.*, 2008, **10**, 5207–5217.
- D. Y. Zubarev and A. I. Boldyrev, *J. Org. Chem.*, 2008, **73**, 9251–9258.
- P. Pykkö, *J. Phys. Chem. A*, 2015, **119**, 2326–2337.
- R. F. W. Bader and R. F. Bader, *Atoms in Molecules: A Quantum Theory*, Clarendon Press, 1990.
- A. M. Pendás, M. A. Blanco and E. Francisco, *J. Chem. Phys.*, 2004, **120**, 4581–4592.
- A. M. Pendás, E. Francisco and M. A. Blanco, *J. Comput. Chem.*, 2005, **26**, 344–351.
- M. A. Blanco, A. Martín Pendás and E. Francisco, *J. Chem. Theory Comput.*, 2005, **1**, 1096–1109.
- A. M. Pendás, M. A. Blanco and E. Francisco, *J. Comput. Chem.*, 2007, **28**, 161–184.
- J. Jusélius, D. Sundholm and J. Gauss, *J. Chem. Phys.*, 2004, **121**, 3952–3963.
- H. Fliegl, S. Taubert, O. Lehtonen and D. Sundholm, *Phys. Chem. Chem. Phys.*, 2011, **13**, 20500–20518.
- D. Sundholm, H. Fliegl and R. J. Berger, *Wiley Interdiscip. Rev.: Comput. Mol. Sci.*, 2016, **6**, 639–678.
- L. Leyva-Parra, R. Pino-Rios, D. Inostroza, M. Solà, M. Alonso and W. Tiznado, *Chem. – Eur. J.*, 2024, **30**, e202302415.

