



Cite this: *Chem. Sci.*, 2022, 13, 12382

All publication charges for this article have been paid for by the Royal Society of Chemistry

Received 31st March 2022  
Accepted 31st August 2022

DOI: 10.1039/d2sc01869a

rsc.li/chemical-science

## Introduction

Inspired by the variety and usefulness of carbonyl compounds, such as aldehydes, ketones, amides, esters, carboxylic acids, acid halides, and acid anhydrides in organic chemistry, the synthesis of their heavier analogs constitutes an essential aspect of the modern main group chemistry.<sup>1</sup> Thermodynamic and kinetic stabilizations are essential for isolating these compounds in a stable form as long as air and moisture are avoided.<sup>1</sup> The examples of heavy ketones are shown in Chart 1.<sup>2</sup> Silanone **i** and germanones **ii–iii** [LL'M=O] were isolated through the reactions of the corresponding NHC-silylene and germylene adducts [LL'M] with N<sub>2</sub>O, respectively (L = [CH<sub>2</sub>[(C=CMe)(NDip)<sub>2</sub>]], L' = [(Me)CN(R)]<sub>2</sub>C, Dip = 2,6-<sup>i</sup>Pr<sub>2</sub>C<sub>6</sub>H<sub>3</sub>; M = Si, R = Me (**i**); M = Ge, R = Me (**ii**), <sup>i</sup>Pr (**iii**)).<sup>2a,b</sup> The reactions of pentacoordinate silane [(C<sub>11</sub>H<sub>8</sub>N(Me)<sub>2</sub>SiH<sub>2</sub>Ph)] with elemental sulphur and selenium resulted in silanethione and silaneselenone [(C<sub>11</sub>H<sub>8</sub>N(Me)<sub>2</sub>Si(E)Ph)]; E = S (**iv**) and Se (**v**).<sup>2c</sup>

Department of Chemistry, Indian Institute of Technology Delhi, Hauz Khas, New Delhi 110 016, India. E-mail: sisan@chemistry.iitd.ac.in

† P. Mahawar, P. Shukla, P. C. Joshi, D. Singh and S. Nagendran, *ChemRxiv*, 2021, DOI: 10.26434/chemrxiv-2021-m8793. This content is a preprint and has not been peer-reviewed.

‡ Electronic supplementary information (ESI) available: Experimental section and molecular structure determination of compounds 2–4, 9, 11–14, 16–17, and 19 (PDF). CIFs for compounds 2–4, 9, 11–14, 16–17, and 19, are deposited with the Cambridge Structural Database (CSD). CCDC 2116996 (2), 2116997 (3), 2116998 (4), 2117002 (9), 2116999 (11), 2117005 (12), 2117004 (13), 2117001 (14), 2117000 (16), 2117006 (17), and 2117003 (19). For ESI and crystallographic data in CIF or other electronic format see <https://doi.org/10.1039/d2sc01869a>

§ Present address: PharmCADD, 12F, 331, Jungang-daero, Dong-gu, Busan, Republic of Korea.

# Air and water stable germacarbonyl compounds†‡

Pritam Mahawar,<sup>†</sup> Pratima Shukla, Prakash Chandra Joshi, Dharmendra Singh, Hemant Kumar, Goutam Mukherjee§ and Selvarajan Nagendran<sup>‡</sup>\*

Germacarbonyl compounds are the germanium analogs of carbonyl compounds requiring an inert atmosphere for stability. Making these compounds survive the ambient conditions was not feasible given the lability of the Ge=E bonds (E = O, S, Se, Te). However, the first examples of germacarbonyl compounds synthesized under ambient conditions by taking advantage of dipyrromethene ligand stabilization are detailed here; the isolated compounds are thiogermanone **3**, selenogermanone **4**, thiogermacarbonylic acid **6**, selenogermacarbonylic acid **7**, thiogermaester **9**, selenogermaester **10**, thiogermaamide **12**, and selenogermaamide **13** with Ge=E bonds (E = S, Se). Compounds **12** and **13** can react under atmospheric conditions with copper(I) halides offering air and water stable monomeric **14–15** and dimeric **16–19** copper(I) complexes (halide = Cl, Br, I). Apart from just binding, selectivity was also observed; thiogermaamide **12** and selenogermaamide **13** bind CuCl and CuBr, respectively, when treated with a mixture of copper(I) halides.

The desulphurization and deselenation of tetrathiogermolane and tetraselenogermolane ([Tbt(Tip)Ge(E)<sub>4</sub>]; E = S and Se), gave germanethione and germaneselenone ([Tbt(Tip)Ge=E]; E = S (**vi**) and Se (**vii**)), respectively.<sup>2d,e</sup> Germatellurones ([Tbt(R)Ge(Te)]; R = Tip (**viii**), Dis (**ix**)) were synthesized by the oxidation of the corresponding kinetically stabilized germylenes [Tbt(R)Ge] with elemental tellurium.<sup>2f</sup> The desulphurization of tetrathiostannolane [Tbt(Ditp)Sn(S)<sub>4</sub>] by PPh<sub>3</sub> afforded

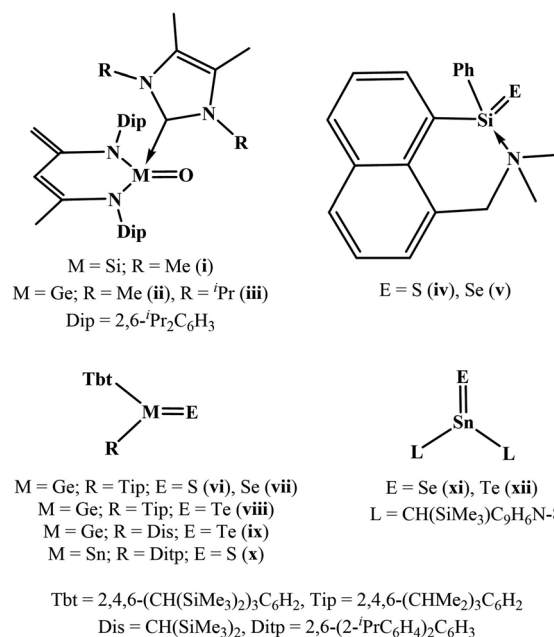


Chart 1 Examples of heavy ketones.

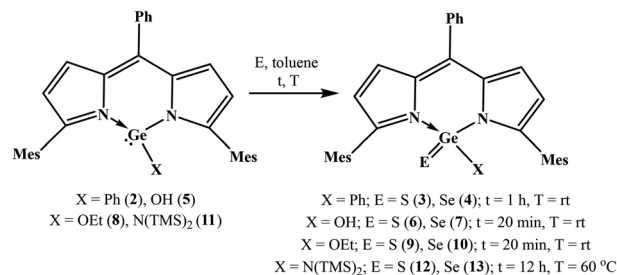


stannanethione [Tbt(Ditp)Sn=S] (**x**).<sup>2g</sup> Stannaneselenone and stannanetellurone ( $[L_2Sn=E]$ ; E = Se (**xi**), E = Te (**xii**)) were isolated through the reaction of alkyl stannylene  $[L_2Sn]$  with elemental selenium and tellurium ( $L = CH(SiMe_3)C_9H_6N-8$ ).<sup>2h</sup> These seminal studies have spurred interest in heavy carbonyl compounds; a variety of reports on synthesis and characterization is found in contemporary literature.<sup>1-3</sup> However, there is no example of a heavy carbonyl compound that is stable in air and water to the best of our knowledge.

With the objective to develop air and water stable low-valent main group chemistry, we were looking at the possibility of making air and water stable heavy carbonyl compounds. Overcoming various challenges, we successfully isolated air and water stable germacarbonyl compounds with Ge=E bonds (E = S, Se). Consequently, the synthesis of the first examples of air and water stable thiogermanone DPMGe(S)Ph (**3**), selenogermanone DPMGe(Se)Ph (**4**), thiogermacarboxylic acid DPMGe(S)OH (**6**), selenogermacarboxylic acid DPMGe(Se)OH (**7**), thiogermaester DPMGe(S)OEt (**9**), selenogermaester DPMGe(Se)OEt (**10**), thiogermaamide DPMGe(S)N(TMS)<sub>2</sub> (**12**), and selenogermaamide DPMGe(Se)N(TMS)<sub>2</sub> (**13**) are reported (DPM = dipyrinate). Further described are the reactions of compounds **12** and **13** with Cu(I)X (X = Cl, Br, I) to afford thiogermaamide and selenogermaamide stabilized copper(I) complexes ( $DPMGe(E)N(TMS)_2 \rightarrow CuCl$ ; E = S (**14**), Se (**15**) and  $[DPMGe(E)N(TMS)_2 \rightarrow CuX]_2$ ; E = S; X = Br (**16**), I (**17**) and E = Se; X = Br (**18**), I (**19**)) that are air and water stable. All the reactions offering these copper complexes were conducted under ambient conditions using non-dried solvents. Intriguing is the discovery of selectivity involved in the reactions of compounds **12** and **13** with a mixture of Cu(I)X (X = Cl, Br, I); the former and latter bind only with CuCl and CuBr, respectively.

## Synthesis and spectra

With the knowledge that dipyrinate stabilized monochlorogermynes are air and water stable,<sup>4a,b</sup> we studied the utility of DPMGeCl (**1**) to afford air and water stable thiogermaacid and selenogermaacid chlorides. The treatment of compound **1** with excess elemental sulphur/selenium in toluene (12 h, rt) gave no product. At a high temperature (60 °C), the desired thiogermaacyl and selenogermaacyl chlorides were formed along with an inseparable unidentified side product. It is anticipated that the -I effect of chlorine may be the reason for this result; therefore, compounds with other functional groups were reacted with chalcogens. Phenyl germylene DPMGePh (**2**) was synthesized in 95% yield as an air and water stable solid through the reaction of germylene **1** with phenyl lithium at -20 °C in toluene for 12 h (see ESI; Scheme S1†). As the handling of phenyl lithium requires an inert atmosphere, phenyl germylene **2** was synthesized under a nitrogen atmosphere using a dried solvent. As anticipated, the reactions of compound **2** under ambient conditions with stoichiometric amounts of elemental sulphur and selenium occurred smoothly in toluene at room temperature for 1 h to afford thiogermanone DPMGe(S)Ph (**3**) and selenogermanone DPMGe(Se)Ph (**4**) in 95% and 93% yields (Scheme 1). THF and DCM as solvents



Scheme 1 Synthesis of germacarbonyl compounds.

instead of toluene did not offer germanones **3** and **4** cleanly. As phenyl germylene **2** did not react with elemental tellurium at room temperature or high (60 °C) temperature, tellurogermanone was not isolable. Similarly, the reactions of compound **2** with nitrous oxide, *N*-(methyl)morpholine-*N*-oxide, and pyridine *N*-oxide also did not occur, prohibiting the synthesis of germanone with a Ge=O bond. A possible reason for this could be the bulkiness of the mesityl groups protecting the germylene center. Monoanionic *N*-heterocyclic ligand stabilized germynes have offered germanones indirectly, which means that germylene reacted with N<sub>2</sub>O to form a  $\mu$ -oxo dimer and the reaction of this dimer with a suitable Lewis acid afforded germanone.<sup>4c,d</sup> Considering this aspect, it is anticipated that the reaction of germylene **2** with an oxygen transfer agent does not occur due to the steric effect posed by the mesityl groups for the  $\mu$ -oxo dimer formation. Concerning the reaction with elemental tellurium, the large size of tellurium may prohibit its interaction with the germanium(II) center heavily guarded by bulky mesityl groups.

The synthesis of thiogermacetaldehyde and selenogermacetaldehyde was tried; this requires a germylene hydride precursor. The reactions of monochlorogermylene **1** with various hydride sources, such as NaBH<sub>4</sub>, LiAlH<sub>4</sub>, K-selectride, and NaH, did not result in the anticipated germylene hydride. The reactions of germylene hydroxide DPMGeOH<sup>4a</sup> (**5**) with elemental sulphur and selenium at room temperature in toluene were checked to isolate thiogermacarboxylic and selenogermacarboxylic acids. These reactions afforded thiogermacarboxylic acid DPMGe(S)OH (**6**) and selenogermacarboxylic acid DPMGe(Se)OH (**7**) in 95% and 96% yields after 20 min (Scheme 1). Similarly, under the same reaction conditions, thiogermaester DPMGe(S)OEt (**9**) and selenogermaester DPMGe(Se)OEt (**10**) were also synthesized from germylene ethoxide DPMGeOEt<sup>4a</sup> (**8**) in 97% and 96% yields (Scheme 1). Finally, the synthesis of thiogermaamide and selenogermaamide was tried; the required aminogermylene **11** was obtained in 97% yield through the reaction of monochlorogermylene **1** with LiN(TMS)<sub>2</sub> at -20 °C for 12 h in toluene (see ESI; Scheme S2†). The reactions of aminogermylene **11** with excess amounts of elemental sulphur and selenium in toluene at 60 °C for 12 h resulted in thiogermaamide DPMGe(S)N(TMS)<sub>2</sub> (**12**) and selenogermaamide DPMGe(Se)N(TMS)<sub>2</sub> (**13**) in 95% and 94% yields (Scheme 1). The steric crowding due to the bulky N(TMS)<sub>2</sub> group of germylene **11**



Table 1 Air and water stability of germacarbonyl compounds 3–4, 6–7, 9–10, 12–13, and copper(i) complexes 14–19

Compound	Air stability <sup>a</sup> (days)	Water stability <sup>b</sup> (day(s))
DPMGe(S)Ph (3)	10	2
DPMGe(Se)Ph (4)	10	4
DPMGe(S)OH (6)	10	Not stable
DPMGe(Se)OH (7)	10	0.25
DPMGe(S)OEt (9)	10	3
DPMGe(Se)OEt (10)	10	5
DPMGe(S)N(TMS) <sub>2</sub> (12)	10	2
DPMGe(Se)N(TMS) <sub>2</sub> (13)	10	5
[DPMGe(S)N(TMS) <sub>2</sub> → CuCl] (14)	10	0.125
[DPMGe(S)N(TMS) <sub>2</sub> → CuBr] <sub>2</sub> (16)	10	1
[DPMGe(S)N(TMS) <sub>2</sub> → CuI] <sub>2</sub> (17)	10	3
[DPMGe(Se)N(TMS) <sub>2</sub> → CuCl] (15)	10	0.125
[DPMGe(Se)N(TMS) <sub>2</sub> → CuBr] <sub>2</sub> (18)	10	0.50
[(DPMGe(Se)N(TMS) <sub>2</sub> → CuI) <sub>2</sub> (19)	10	2

<sup>a</sup> Air stability was checked for up to 10 d only; therefore, they may be stable for a considerable period beyond this 10 d. For example, our experience with compounds 13 and 16 reveals that they did not start to decompose even after one month of storage under ambient conditions. <sup>b</sup> Formation of 1–2% of DPMH was seen after the specified period of water stability.

may justify the high-temperature requirement to form thio-germaamide 12 and selenogermanamide 13.

Compounds 3–4, 6–7, 9–10, and 12–13 are the first examples of air and water stable heavy carbonyl compounds (Table 1); this stability reveals the ability of the bulky DPM ligand to protect the polar Ge=E bonds (E = S, Se). The air and water stability of these germacarbonyl compounds was monitored by <sup>1</sup>H NMR spectroscopy (see ESI; Fig. S7, S8, S11, S12, S16, S19, S20, S24, S25, S28, S29, S38, S39, S43, and S44<sup>†</sup>). The air stability was checked for up to 10 days and it was found that all the compounds were stable. Concerning water stability, the germacarbonyl compounds 3, 4, 9, 10, 12, and 13 are stable in water for 2, 4, 3, 5, 2, and 5 days, respectively (Table 1; the indicated stability refers to the duration for which the compounds show no detectable sign of decomposition). The thio-germacarboxylic and selenogermacarboxylic acids displayed poor water stability; selenogermacarboxylic acid 7 is stable for 6 h, while thio-germacarboxylic acid 6 is not stable and produces DPMH (2%) after just 10 min of water addition. It is anticipated that two electronegative atoms, such as oxygen and S/Se attached to germanium, are responsible for this observation. These atoms make germanium more electrophilic; therefore, compounds 6 and 7 are more reactive toward water than the other compounds. Among all the germacarbonyl compounds, selenogermacarbonyl compounds are more stable than the corresponding thio-germacarbonyl compounds, perhaps due to the stronger Ge=Se bond in selenogermacarbonyl compounds than the Ge=S bond in thio-germacarbonyl compounds (Table 1)<sup>3e,h,j</sup>. Theoretical calculations on thio-germanone 3, selenogermanone 4, thio-germaamide 12, and selenogermanamide 13, offer evidence for this assumption; the Wiberg bond index (WBI) for the Ge=S bond in compounds 3 (1.457) and 12 (1.419) is marginally lower than that of compounds 4 (1.484) and 13 (1.439) with a Ge=Se bond.

Furthermore, to explain the observed stability of the germacarbonyl compounds, the NPA charges of the atoms in the Ge=E bond and the nature of the HOMO of dipyrinate

stabilized thio-germaamide 12 (E = S) and selenogermanamide 13 (E = Se) were analyzed and compared with those of amino-ironimine and amidinate stabilized thio- and selenogermanamides (see computational details in the ESI<sup>†</sup>). As no significant differences were seen, it was concluded that these electronic properties could not explain the observed air and water stability of dipyrinate compounds with Ge=S/Se bonds. Therefore, it is anticipated that the steric protection offered by the mesityl groups of the dipyrinate ligand may provide air and water stability. To test this, the isolation of <sup>Ph</sup>DPMGe=S(N(TMS)<sub>2</sub>) with phenyl groups at the α and α' positions of the DPM ligand instead of the mesityl groups was tried. Surprisingly, it was not possible to synthesize the required germylene precursor (<sup>Ph</sup>DPMGeCl) by reacting the *in situ* generated <sup>Ph</sup>DPMLi with GeCl<sub>2</sub>·(1,4-dioxane) until now. This result highlights the mesityl groups' role in offering stability.

The successful isolation of air and water stable germacarbonyl compounds prompted us to examine their reactivity under ambient conditions. Considering the presence of σ-donor chalcogen atoms (S, Se) in the germacarbonyl compounds 3–4, 6–7, 9–10, and 12–13, we started to scrutinize their ability to stabilize transition metal complexes.<sup>3e,f,g,5</sup> The reactions of compounds 3–4, 6–7, and 9–10 with excess amounts of Cu(I)X at room temperature for 1 h did not result in the desired complexes; the reactants remained unreacted (X = Cl, I). However, the reaction of thio-germaamide DPMGe(S)N(TMS)<sub>2</sub> (12) with an equimolar amount of Cu(I)Cl at room temperature in toluene for 30 min resulted in a monomeric thio-germaamide stabilized copper(i) chloride complex [DPMGe(S)N(TMS)<sub>2</sub> → CuCl] (14) in 89% yield (see ESI; Scheme S3<sup>†</sup>). In contrast, its reactions with other copper(i) halides (Cu(I)Br and Cu(I)I) in toluene at room temperature for 30 min resulted in dimeric thio-germaamide stabilized copper(i) complexes [DPMGe(S)N(TMS)<sub>2</sub> → CuBr]<sub>2</sub> and [DPMGe(S)N(TMS)<sub>2</sub> → CuI]<sub>2</sub> with a Cu<sub>2</sub>X<sub>2</sub> core in 94% and 90% yields, respectively (X = Br (16) and I (17)) (see ESI; Scheme S3<sup>†</sup>). Similarly, equimolar reactions of selenogermanamide DPMGe(Se)N(TMS)<sub>2</sub> (13) with Cu(I)Cl and Cu(I)X



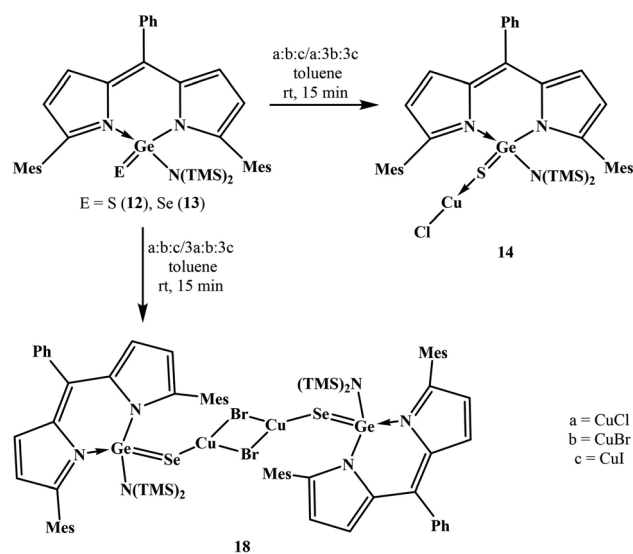
(X = Br, I) in toluene for 30 min at room temperature afforded monomeric and dimeric selenogermaamide stabilized copper(I) halides complexes [DPMGe(Se)N(TMS)<sub>2</sub> → CuCl] (**15**; yield 95%) and [DPMGe(Se)N(TMS)<sub>2</sub> → CuX]<sub>2</sub> (X = Br (**18**; yield 92%), I (**19**; yield 94%)), respectively (see ESI; Scheme S4<sup>†</sup>). The thio-germaamide and selenogermaamide stabilized monomeric (**14**, **15**) and dimeric copper complexes (**16–17**, **18–19**) represent the first examples of germacarbonyl compound stabilized copper(I) halide complexes. The polar Ge=S/Se bond of germacarbonyl compounds should become further polarized after forming complexes with copper halides; this anticipation is supported by the decreased WBI values of the Ge=S/Se bond(s) in complexes **14** (1.135) and **19** (1.205) compared to those of their precursors **12** (1.419) and **13** (1.439), respectively. The electron-donating and bulky nature of the (Me<sub>3</sub>Si)<sub>2</sub>N substituent in compounds **12** and **13** is expected to stabilize the largely polarized Ge=S/Se bond(s) of Cu(I) halide complexes more efficiently.

Thio-germaamide **12** and selenogermaamide **13**, apart from reacting independently with CuX (X = Cl, Br, I), showed a novel aspect of selective binding towards a particular copper halide when a mixture of copper halides is present (Scheme 2). The reaction of thio-germaamide **12** with an equimolar mixture of CuX (X = Cl, Br, I) in toluene for 15 min at room temperature exclusively gave compound **14** by reacting with CuCl only (Scheme 2). In contrast, selenogermaamide **13**, under the same reaction conditions, reacted selectively with CuBr and gave compound **18** (Scheme 2). Even when thio-germaamide **12** was reacted with a mixture of CuX containing one equivalent of copper chloride and an excess of copper bromide and copper iodide (three equivalents each), it reacted only with copper chloride affording copper chloride complex **14** (Scheme 2). The result was the same for selenogermaamide **13**; its reaction with a mixture of CuX salts containing copper chloride, copper

bromide, and copper iodide in a ratio of 3 : 1 : 3 gave selectively copper bromide complex **18** (Scheme 2). Pearson's HSAB principle may better explain the observed selectivity. Among compounds **12** and **13**, the Ge=S bond of thio-germaamide **12** is more polarized than that of selenogermaamide **13** (*vide supra*). The NPA charge on the sulphur (−0.826) of compound **12** is higher than that on the selenium (−0.685) of compound **13** (see computational details in the ESI<sup>†</sup>). These factors suggest that the softness of the sulphur in compound **12** is less than that of compound **13**'s selenium atom. For the copper(I) halides, copper(I) has the least softness when attached to chlorine (see computational details in the ESI<sup>†</sup>). Considering all these aspects, it is anticipated that the softness of sulphur in compound **12** closely matches the softness of copper(I) in CuCl rather than the copper(I) atom of CuBr/CuI. Extending the same argument to compound **13**, the softness of its selenium matches the copper(I)'s softness in CuBr. Furthermore, compounds **12** and **13** did not react with AgX (X = Cl, Br, I) and AuX (Cl, I).

Interestingly, compounds **14–19** are the first examples of germacarbonyl compound stabilized transition metal complexes that are air and water stable. This feature was achievable due to the favorable steric protection and electronic stabilization offered by the bulky dipyrinate ligand to the Ge=E → Cu moieties in these complexes. Akin to the methodology followed with germacarbonyl compounds, these copper(I) complexes' stability was studied using <sup>1</sup>H NMR spectroscopy (see ESI; Fig. S49, S50, S54, S55, S60, S61, S65, S66, S70, S71, S76, and S77<sup>†</sup>). The complexes were stable in air up to the monitored period of 10 days. Regarding water stability, thio-germaamide stabilized copper(I) complexes **14**, **16**, and **17** were stable for 3 h, 1 day, and 3 days, respectively. It is explicit from the data that moving from chloride to iodide, the water stability increases. The same trend is seen for the selenogermaamide stabilized copper(I) complexes **15**, **18**, and **19**; they were stable for 3 h, 12 h, and 2 days, respectively (Table 1).

The compounds **3–4**, **6–7**, **9–10**, and **12–13** are well soluble in toluene, tetrahydrofuran, dichloromethane, and chloroform. The thio-germaamide and selenogermaamide stabilized copper(I) complexes **14–19** have bad solubility in tetrahydrofuran and toluene. The thio-germaamide stabilized copper(I) complexes **14**, **16**, and **17** are well soluble in dichloromethane; however, their selenium analogs **15**, **18**, and **19** are poorly soluble. The newly synthesized compounds **2–4**, **6–7**, and **9–19** were characterized in the solution state through multinuclear NMR spectroscopic techniques (<sup>1</sup>H, <sup>13</sup>C, <sup>29</sup>Si, <sup>77</sup>Se). In the <sup>1</sup>H NMR spectra of compounds **3–4**, **6–7**, **9–10**, and **12–13**, almost all the resonances are slightly downfield shifted compared to those of their germylene precursors **2**, **5**, **8**, and **11**, respectively. This shift is due to increase in the germanium atoms' formal oxidation state from +2 (in compounds **2**, **5**, **8**, and **11**) to +4 (in compounds **3–4**, **6–7**, **9–10**, and **12–13**) owing to their attachment to an electronegative sulphur/selenium atom. The OH proton of thio-germacarboxylic acid **6** and selenogermacarboxylic acid **7** resonated at 1.77 and 1.79 ppm, respectively, which was downfield shifted compared to that of germylene hydroxide **5** (1.21 ppm). The trimethylsilyl protons of aminogermylene **11** were seen as two singlets (−0.46 and −0.25 ppm); in



Scheme 2 Selective complexation of thio-germaamide **12** and selenogermaamide **13** with CuCl and CuBr, respectively.



comparison, these protons of thiogermaamide (−0.05 ppm) **12** and selenogermaamide (0.02 ppm) **13** appeared as a broad singlet. Almost all the resonances of thio- and selenogermaamide stabilized copper(i) complexes **14**, **16**, **17** and **15**, **18**, **19** showed downfield shifts compared to those of thiogermaamide **12** and selenogermaamide **13**, respectively. This effect is due to the donation of a lone pair of electrons from the sulphur/selenium atom of the Ge=E bond to the copper atom (E = S/Se). Akin to compounds **12** and **13**, the trimethylsilyl protons of the monomeric **14–15** and dimeric **16–19** copper(i) halide complexes resonate as a broad singlet (between −0.06 and 0.01 ppm). In the <sup>13</sup>C NMR spectra of compounds **2** (23 signals), **3** (22) **4** (21), **6** (18), **7** (16), **9** (22), **10** (21), **11** (16), **12** (21), **13** (20), **14** (21), **15** (25), **16** (21), **17** (20), **18** (19), and **19** (20) different number of signals were observed. In the <sup>29</sup>Si NMR spectra of compounds **11–19**, except germylene **11** that gave two resonances at −3 and 2 ppm, all the other compounds showed a single resonance (−21.8 (**12**), −21.9 (**13**), −21.8 (**14**), −21.9 (**15**), −21.8 (**16**), −21.9 (**17**), −21.9 (**18**), and −21.9 ppm (**19**)). As the selenium resonances of compounds **4** (−386 ppm), **7** (−340 ppm), **10** (−379 ppm), **13** (−178 ppm), **15** (−237 ppm), **18** (−228 ppm), and **19** (−235 ppm) are in between the resonances of (H<sub>3</sub>Ge)<sub>2</sub>Se (−612 ppm) with a Ge–Se single bond<sup>6</sup> and [Tbt(Tip)Ge(Se)] (**vii**) (940.6 ppm)<sup>2e</sup> having an electronically unperturbed Ge=Se double bond, their Ge=Se bonds should be polarized with partial positive and negative charges on the germanium and selenium atoms, respectively (see ESI; Table S2†). Despite such polarization, it is interesting to see them as air and water stable compounds, which should be attributed to the kinetic and thermodynamic stabilizations the bulky DPM ligand bestowed. In the IR spectra of compounds **6** and **7**, the hydroxyl group's stretching band was seen at 3612.69 and 3612.05 cm<sup>−1</sup>, respectively; in comparison, the OH stretching band of compound **5** was detected at 3627 cm<sup>−1</sup> (Fig. S80 and S81; see ESI†). The UV-vis spectra of thiogermacarboxyl compounds **3**, **6**, **9**, and **12** (Fig. S82†), selenogermacarboxyl compounds **4**, **7**, **10**, and **13** (Fig. S83†), and thio/selenogermaamide stabilized copper(i) complexes **14**, **18**, and **19** (Fig. S84†) were recorded in toluene at room temperature. All these compounds showed an absorption maximum in the visible region between 505 and 525 nm (Table S3†). Preliminary theoretical studies on germacarboxyl compounds **12** and **13** showed that the absorptions are essentially due to π<sub>pyrroles</sub> → π<sub>dipyrrine</sub><sup>\*</sup> (~82%) and π<sub>Mes</sub> → π<sub>dipyrrine</sub><sup>\*</sup> (~15%) transitions. A computational study on copper complex **18** revealed that the observed absorption maximum is due to multiple transitions; d<sub>Cu</sub> → π<sub>dipyrrine</sub><sup>\*</sup> (34.3%) and d<sub>Cu</sub> + n<sub>Br</sub> + n<sub>Se</sub> → π<sub>dipyrrine</sub><sup>\*</sup> (14.1%) transitions contribute majorly, and all other transitions have below 5% contributions.

## X-ray crystal structures of compounds **2–4**, **9**, **11–14**, **16–17**, and **19**

Molecular structures of germylenes (**2** and **11**), germacarboxyl compounds (**3**, **4**, **9**, **12**, and **13**), and metal complexes (**14** (Fig. 1), **16**, **17**, and **19** (Fig. 2)) were confirmed by single-crystal X-ray diffraction analysis. The Ge–X bond in compounds **3** (1.928(6)

Å; X = C<sub>Ph</sub>), **4** (1.933(2) Å; X = C<sub>Ph</sub>), **12** (1.843(3) Å; X = N<sub>N(TMS)<sub>2</sub></sub>), and **13** (1.837(7) Å; X = N<sub>N(TMS)<sub>2</sub></sub>) is shorter compared to the corresponding bond in compounds **2** (2.001(2) Å; X = C<sub>Ph</sub>) and **11** (1.924(2) Å; X = N<sub>N(TMS)<sub>2</sub></sub>). This effect is due to the higher electrophilicity of the germanium atom in compounds **3**, **4**, and **12–13** than that in germylenes **2** and **11**; the electrophilicity is increased by the electronegative chalcogen atom doubly bonded to germanium. The Ge=S bonds in thiogermanone **3** (2.052(2) Å), thiogermaester **9** (2.058(5) Å), and thiogermaamide **12** (2.062(1) Å) are shorter than that in aminotroponimine ligand stabilized thiogermanone LGe(S)Ph (**xix**) (2.102(7) Å),<sup>3g</sup> thiogermaester LGe(S)O<sup>t</sup>Bu (**xvi**) (2.076(1) Å),<sup>3j</sup> and thiogermaamide LGe(S)N(SiMe<sub>3</sub>)<sub>2</sub> (**xviii**) (2.083(1) Å), respectively<sup>3d</sup> (L = (<sup>t</sup>Bu)<sub>2</sub>ATI; ATI = aminotroponimine). Furthermore, the Ge=S bond of compound **3** is much shorter than the Ge–S single bond (2.239(1) Å)<sup>7</sup> in compound [((TMS)<sub>2</sub>C(2-py))<sub>2</sub>GeS(TMS)], and is slightly longer than the unperturbed Ge=S bond (2.049(3) Å) in the kinetically stabilized thiogermanone Tbt(Tip)Ge=S (**vi**).<sup>2d</sup> These comparisons may indicate that the polarization in the Ge=S bond of compound **3** is in between that of compounds **vi** and **xix**. A similar trend was seen for the selenium analogs **4** and **13**. The Ge=Se bond of compounds **4** (2.195(3) Å) and **13** (2.194(1) Å) is shorter than that in ATI ligand stabilized selenogermanone (**xiii**) (2.235(4) Å)<sup>3g</sup> and selenogermaamide (**xvii**) (2.222(1) Å),<sup>3d</sup> respectively. The Ge=Se bond of compound **4** is much shorter than the Ge–Se single bond (2.433(1) Å) in compound [Tbt(Mes)GeSe]<sub>2</sub> and marginally longer than the Ge=Se bond (2.180(2) Å) in the kinetically stabilized selenogermanone [Tbt(Tip)Ge=Se] (**vii**).<sup>2e</sup>

Due to the coordination of the sulphur atom of the Ge=S bond with Lewis acid (CuCl/CuBr/CuI), the Ge=S bond of thiogermaamide stabilized metal complexes **14** (2.132(7) Å), **16** (2.101(7) Å), and **17** (2.103(8) Å) is elongated compared to that in

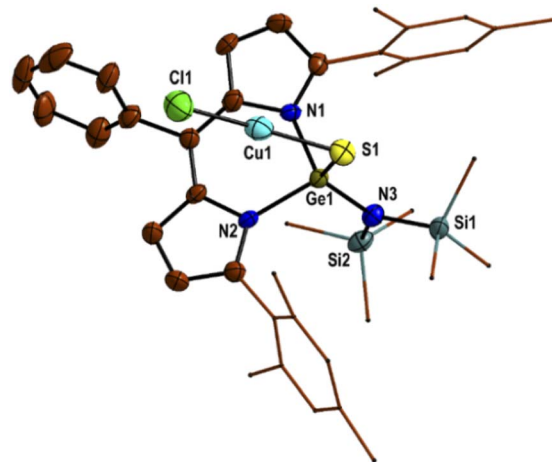


Fig. 1 The molecular structure of thiogermaamide stabilized copper(i) chloride complex **14** with thermal ellipsoids at a 40% probability level. All hydrogen atoms are omitted for clarity. Selected bond lengths (Å) and angles (deg): Ge(1)–S(1) 2.132(7), Ge(1)–N(1) 1.934(1), Ge(1)–N(2) 1.938(1), Ge(1)–N(3) 1.831(1), S(1)–Cu(1) 2.143(8), Cu(1)–Cl(1) 2.087(2); N(3)–Ge(1)–N(1) 112.2(5), N(3)–Ge(1)–N(2) 112.0(5), N(1)–Ge(1)–N(2) 96.6(4), N(3)–Ge(1)–S(1) 116.30(4), and S(1)–Cu(1)–Cl(1) 178.04(2). Data collection temperature: 100 K.



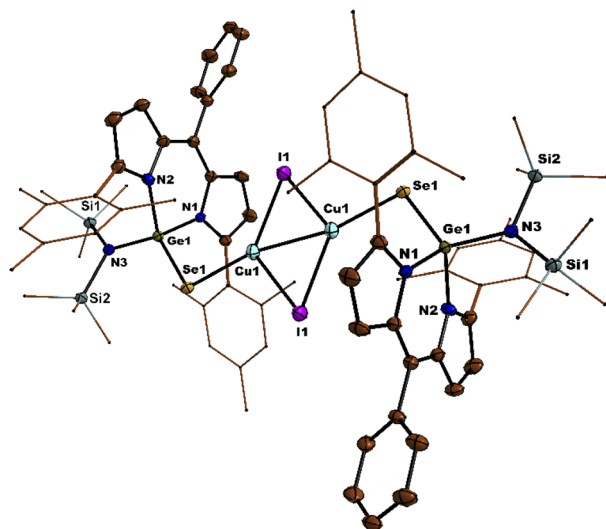


Fig. 2 The molecular structure of selenogermaamide stabilized copper(II) iodide complex **19** with thermal ellipsoids at the 50% probability level. All hydrogen atoms are omitted for clarity. Selected bond lengths (Å) and angles (deg): Ge(1)–Se(1) 2.234(6), Ge(1)–N(1) 1.928(2), Ge(1)–N(2) 1.931(3), Ge(1)–N(3) 1.853(3), Se(1)–Cu(1) 2.349(5), Cu(1)–I(1) 2.566(5), Cu(1)–I(1) 2.632(4), Cu1–Cu1 2.581(8); N(3)–Ge(1)–N(1) 110.98(2), N(3)–Ge(1)–N(2) 105.98(2), N(1)–Ge(1)–N(2) 94.50 (1), Ge(1)–Se(1)–Cu(1) 102.18(2), I(1)–Cu(1)–I(1) 120.47(2), and Se(1)–Cu(1)–I(1) 133.05(2). Data collection temperature: 100 K.

thiogermaamide **12** (2.062(1) Å) (Fig. 1) (see ESI; Fig. S90, S93 and S94<sup>†</sup>). A similar trend is seen in selenogermaamide stabilized copper complex **19**; its Ge=Se bond (2.234(6) Å) is longer than that of compound **13** (2.194(1) Å) (Fig. 2) (see ESI; Fig. S91<sup>†</sup>). In compound **14**, the copper atom is dicoordinate with a sulphur and chlorine atom; it has a linear geometry apparent from the S–Cu–Cl bond angle of 178.04° (Fig. 1). The complexes **16**, **17**, and **19** (Fig. 2) have a planar dimeric Cu<sub>2</sub>X<sub>2</sub> (X = Br, I) core; the copper atoms are tricoordinate with the sum of bond angles around them, equalling 360°. The Cu⋯Cu distance in compounds **16** (2.725(5) Å), **17** (2.699(8) Å), and **19** (2.581(8) Å) is less than the sum of the van der Waals radii of two copper atoms (2.80 Å) and indicates the presence of cuprophilic interaction (Fig. 2) (see ESI; Fig. S93 and S94<sup>†</sup>).

## Conclusions

The first examples of germacarbonyl compounds **3–4**, **6–7**, **9–10**, and **12–13** that are stable under ambient conditions were synthesized and structurally characterized. Though thiogermanone **3**, selenogermanone **4**, thiogermacarboxylic acid **6**, selenogermacarboxylic acid **7**, thiogermaester **9**, and selenogermaester **10** did not bind with copper(I) halides, thiogermaamide **12** and selenogermaamide **13** did react under ambient conditions providing copper(I) complexes (**14–19**) that are also stable outside inert atmospheres. The air and water stabilities of these germacarbonyl compounds and copper(I) complexes were studied using <sup>1</sup>H NMR spectroscopy; the stability of these compounds is due to the precise thermodynamic and kinetic stabilizations provided by a bulky

dipyrromethene ligand. Uniquely, selective binding of thiogermaamide **12** and selenogermaamide **13** towards Cu(I)Cl and Cu(I)Br was noticed when they were reacted with a mixture of Cu(I)X, respectively (X = Cl, Br, I).

## Data availability

The experimental and computational data associated with this article are provided in the ESI.<sup>†</sup>

## Author contributions

P. M. carried out the experimental studies and drafted the manuscript. P. S. and P. C. J. helped P. M. during (a) dipyrromethene synthesis and (b) monitoring the air and water stability of compounds reported in the manuscript. D. S. assisted P. M. during the crystallographic studies on compounds **14**, **16**, and **17**. H. K. assisted P. M. with the UV-vis spectroscopic studies. P. M. and P. S. carried out the theoretical calculations; G. M. helped them analyze the computational data. S. N. corrected the manuscript.

## Conflicts of interest

There are no conflicts to declare.

## Acknowledgements

Dedicated to Prof. Anil J. Elias. P. M. and P. S. thank IIT Delhi for their research fellowships. P. C. J. and D. S. thank CSIR, New Delhi, India, for research fellowships. H. K. thanks MHRD, New Delhi, India, for a Prime Minister's Research Fellowship (PMRF). S. N. thanks SERB, DST, New Delhi, India, for funding (EMR/2017/005519) and DST-FIST for establishing a single-crystal X-ray diffraction facility (SR/FST/CSII-027/2014) in the Department of Chemistry, IIT Delhi.

## Notes and references

- For examples, see, (a) Y. K. Loh and S. Aldridge, *Angew. Chem., Int. Ed.*, 2021, **60**, 8626–8648; (b) A. Hanft and C. Lichtenberg, *Eur. J. Inorg. Chem.*, 2018, 3361–3373; (c) Y. Xiong, S. Yao and M. Driess, *Angew. Chem., Int. Ed.*, 2013, **52**, 4302–4311; (d) M. Asay, C. Jones and M. Driess, *Chem. Rev.*, 2011, **111**, 354–396; (e) R. C. Fischer and P. P. Power, *Chem. Rev.*, 2010, **110**, 3877–3923; (f) Y. Mizuhata, T. Sasamori and N. Tokitoh, *Chem. Rev.*, 2009, **109**, 3479–3511; (g) S. Nagendran and H. W. Roesky, *Organometallics*, 2008, **27**, 457–492; (h) R. Okazaki and N. Tokitoh, *Acc. Chem. Res.*, 2000, **33**, 625–630; (i) P. P. Power, *Chem. Rev.*, 1999, **99**, 3463–3503; (j) M. C. Kuchta and G. Parkin, *Coord. Chem. Rev.*, 1998, **176**, 323–372.
- (a) Y. Xiong, S. Yao and M. Driess, *J. Am. Chem. Soc.*, 2009, **131**, 7562–7563; (b) S. Yao, Y. Xiong and M. Driess, *Chem. Commun.*, 2009, 6466–6468; (c) P. Arya, J. Boyer, F. Carr, R. Corriu, G. Lanneau, J. Lapasset, M. Perrot and C. Priou, *Angew. Chem., Int. Ed.*, 1989, **28**, 1016–1018; (d) N. Tokitoh,



- T. Matsumoto, K. Manmaru and R. Okazaki, *J. Am. Chem. Soc.*, 1993, **115**, 8855–8856; (e) T. Matsumoto, N. Tokitoh and R. Okazaki, *Angew. Chem., Int. Ed.*, 1994, **33**, 2316–2317; (f) N. Tokitoh, T. Matsumoto and R. Okazaki, *J. Am. Chem. Soc.*, 1997, **119**, 2337–2338; (g) M. Saito, N. Tokitoh and R. Okazaki, *J. Am. Chem. Soc.*, 2004, **126**, 15572–15582; (h) W.-P. Leung, W.-H. Kwok, L. T. C. Law, Z.-Y. Zhou and T. C. W. Mak, *Chem. Commun.*, 1996, 505–506.
- 3 (a) N. Parvin, N. Sen, P. V. Muhasina, S. Tothadi, P. Parameswaran and S. Khan, *Chem. Commun.*, 2021, **57**, 5008–5011; (b) X. Zhao, T. Szilvási, F. Hanusch and S. Inoue, *Chem.–Eur. J.*, 2021, **1**–5; (c) D. Sarkar, C. Weetman, S. Dutta, E. Schubert, C. Jandl, D. Koley and S. Inoue, *J. Am. Chem. Soc.*, 2020, **142**, 15403–15411; (d) N. Parvin, S. Pal, S. Khan, S. Das, S. K. Pati and H. W. Roesky, *Inorg. Chem.*, 2017, **56**, 1706–1712; (e) I. Alvarado-Beltran, A. Rosas-Sánchez, A. Baceiredo, N. Saffon-Merceron, V. Branchadell and T. Kato, *Angew. Chem., Int. Ed.*, 2017, **56**, 10481–10485; (f) R. K. Siwath, S. Karwasara, M. K. Sharma, S. Mondal, G. Mukherjee, G. Rajaraman and S. Nagendran, *Organometallics*, 2016, **35**, 429–438; (g) S. Karwasara, D. Yadav, C. K. Jha, G. Rajaraman and S. Nagendran, *Chem. Commun.*, 2015, **51**, 4310–4313; (h) B. Li, Y. Li, N. Zhao, Y. Chen, Y. Chen, G. Fu, H. Zhu and Y. Ding, *Dalton Trans.*, 2014, **43**, 12100–12108; (i) D. Yadav, R. K. Siwath, G. Mukherjee, G. Rajaraman and S. Nagendran, *Inorg. Chem.*, 2014, **53**, 10054–10059; (j) R. K. Siwath, D. Yadav, G. Mukherjee, G. Rajaraman and S. Nagendran, *Inorg. Chem.*, 2014, **53**, 5073–5079; (k) A. C. Filippou, B. Baars, O. Chernov, Y. N. Lebedev and G. Schnakenburg, *Angew. Chem., Int. Ed.*, 2014, **53**, 565–570; (l) S. Sinhababu, R. K. Siwath, G. Mukherjee, G. Rajaraman and S. Nagendran, *Inorg. Chem.*, 2012, **51**, 9240–9248; (m) R. K. Siwath and S. Nagendran, *Organometallics*, 2012, **31**, 3389–3394; (n) L. Li, T. Fukawa, T. Matsuo, D. Hashizume, H. Fueno, K. Tanaka and K. Tamao, *Nat. Chem.*, 2012, **4**, 361–365; (o) M. Kirchmann, T. Gädt, F. M. Schappacher, R. Pöttgen, F. Weigend and L. Wesemann, *Dalton Trans.*, 2009, 1055–1062; (p) W.-P. Leung, K.-H. Chong, Y.-S. Wu, C.-W. So, H.-S. Chan and T. C. W. Mak, *Eur. J. Inorg. Chem.*, 2006, **2006**, 808–812; (q) T. Iwamoto, K. Sato, S. Ishida, C. Kabuto and M. Kira, *J. Am. Chem. Soc.*, 2006, **128**, 16914–16920; (r) I. Saur, G. Rima, H. Gornitzka, K. Miqueu and J. Barrau, *Organometallics*, 2003, **22**, 1106–1109; (s) S. R. Foley, G. P. A. Yap and D. S. Richeson, *J. Chem. Soc., Dalton Trans.*, 2000, 1663–1668.
- 4 (a) P. Mahawar, M. K. Wasson, M. K. Sharma, C. K. Jha, G. Mukherjee, P. Vivekanandan and S. Nagendran, *Angew. Chem., Int. Ed.*, 2020, **59**, 21377–21381; (b) C. K. Jha, S. Karwasara and S. Nagendran, *Chem.–Eur. J.*, 2014, **20**, 10240–10244; (c) S. Sinhababu, D. Yadav, S. Karwasara, M. K. Sharma, G. Mukherjee, G. Rajaraman and S. Nagendran, *Angew. Chem., Int. Ed.*, 2016, **55**, 7742–7746; (d) M. K. Sharma, S. Sinhababu, P. Mahawar, G. Mukherjee, B. Pandey, G. Rajaraman and S. Nagendran, *Chem. Sci.*, 2019, **10**, 4402–4411.
- 5 For examples, see, (a) S. Yadav, R. Kumar, K. V. Raj, P. Yadav, K. Vanka and S. S. Sen, *Chem.–Asian J.*, 2020, **15**, 3116–3121; (b) S. Sinhababu, M. K. Sharma, P. Mahawar, S. Kaur, V. K. Singh, A. Paliwal, D. Yadav, H. K. Kashyap and S. Nagendran, *Dalton Trans.*, 2019, **48**, 16366–16376.
- 6 H. C. E. McFarlane and W. McFarlane, in *Multinuclear NMR*, ed. J. Mason, Plenum Press, New York, 1987, pp. 417–435.
- 7 G. Ossig, A. Meller, C. Brönneke, O. Müller, M. Schäfer and R. Herbst-Irmer, *Organometallics*, 1997, **16**, 2116–2120.

