



Cite this: *Chem. Commun.*, 2014, 50, 9859

Received 2nd June 2014,
Accepted 4th July 2014

DOI: 10.1039/c4cc04203d

www.rsc.org/chemcomm

[Pd(C[^]N)(X)(PPh₃)] palladacycles react with 2,4,6-trifluorophenyl boronic acid to give stable transmetallation products of the type [Pd(C[^]N)(2,4,6-F₃C₆H₂)(PPh₃)][†]

Anant R. Kapdi,^a Gopal Dhangar,^a Jose Luis Serrano,^b Jose Pérez,^b Luis García^b and Ian J. S. Fairlamb^{*c}

Direct transmetallation between palladacyclic complexes and arylboronic acid occurs to give isolable transmetallation products. In THF, the reaction occurs < 0.5 h. Prolonged reaction leads to the generation of a dinuclear Pd complex bearing bridging μ -hydroxo and μ -acetoxy ligands. Insight into precatalyst activation for Suzuki–Miyaura cross-couplings mediated by palladacycles has been gained, where acetate and *N*-imidate anions activate a neutral arylboronic acid.

Cross-coupling reactions mediated by Pd allow rapid access to an eclectic array of organic products.¹ Such reactions are arguably the *go-to-transformation* in synthetic chemistry for the synthesis of biaryls.² Suzuki–Miyaura cross-coupling (SMCC) of an organohalide and organoboron-containing species, mediated by a Pd catalyst and exogenous base, are ubiquitous reactions, and one of the most widely applied.³ In recent years much has been learnt about the reaction mechanisms of SMCCs, especially the involvement of Pd-hydroxo species in activating neutral arylboronic acid species (by an oxo-palladium pathway).⁴ In addition, the involvement of higher order Pd species has been demonstrated, including some evidence for a heterogeneous SMCC reaction.⁵

The improvement of SMCC catalysts often derives from altering oxidative addition, transmetallation or reductive elimination steps. Controlling and understanding the precatalyst activation step is however, absolutely critical – an aspect that is poorly understood. Indeed, there are limited detailed studies⁶ concerning the mechanism of the precatalyst reduction step, *i.e.* how is the active catalyst species generated in SMCCs?

^a Department of Chemistry, Institute of Chemical Technology, Matunga, Mumbai-400019, India

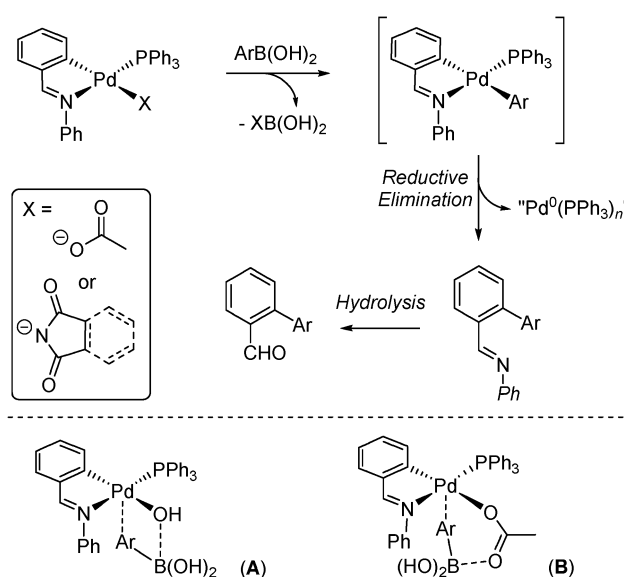
^b Departamento de Ingeniería Minera, Geológica y Cartográfica. Universidad Politécnica de Cartagena. Área de Química Inorgánica, Regional Campus of International Excellence “Campus Mare Nostrum”, 30203 Cartagena, Spain

^c Department of Chemistry, University of York, Heslington, York, North Yorkshire, YO10 5DD, UK. E-mail: ian.fairlamb@york.ac.uk

[†] Electronic supplementary information (ESI) available: Experimental details, characterisation data and single crystal X-ray diffraction data. CCDC 1005721–1005724. For ESI and crystallographic data in CIF or other electronic format see DOI: 10.1039/c4cc04203d

In previous studies we⁷ and others^{6b,8} have examined palladacycles as precatalysts for SMCCs and related cross-couplings. In our catalytic work,^{7a} involving [Pd(phbz)(X)(PR₃)] palladacycles (phbz = *N*-phenylbenzaldimine; X = acetate or *N*-imidate; R = aryl; Scheme 1), a reaction with arylboronic acid in the absence of base to release a common catalyst species of the type Pd⁰(PPh₃)_{*n*} was noted. The process involves arylation of the palladacyclic ligand backbone yielding an imine (the reductive elimination organic product), which is hydrolysed to 2-phenylbenzaldehyde either in the reaction or during work-up (depending on the conditions used). Similar observations were made by Bedford and co-workers for other palladacycles in the presence of base.^{8a}

Indirect evidence by electrospray ionisation mass spectrometry (ESI-MS) showed that arylated Pd^{II} species could be present under the SMCC reaction conditions^{7a} however, in all the studies to date no *direct evidence* has been gathered for the



Scheme 1 Proposed activation of arylboronic acids by palladacyclic complexes.



initial transmetalation product, $[\text{Pd}(\text{C}^{\wedge}\text{N})(\text{aryl})(\text{PR}_3)]$ (where $\text{C}^{\wedge}\text{N}$ is the palladacyclic backbone). To address this gap in the field, in this paper we present the first direct evidence for transmetalation of $[\text{Pd}(\text{C}^{\wedge}\text{N})(\text{X})(\text{PR}_3)]$ complexes with an arylboronic acid.

Our starting point was to take advantage of the important contribution made by Osakada and co-workers,⁹ who showed that the employment of an excess 2,4,6-trifluorophenyl moiety retards reductive elimination from diarylpalladium(II) complexes containing strongly basic triethylphosphine ligands.

In the first experiment, 2,4,6-trifluorophenylboronic acid **1** was reacted with $[\text{Pd}(\text{phbz})(\text{OAc})(\text{PPh}_3)]$ in THF¹⁰ at 25 °C for 0.5 h. The ratio of the palladacycle and **1** was varied (1 : 6, 1 : 2 and 1 : 1), and in all experiments one new product dominated (mixed with the precursor only in the 1 : 1 reaction) as a white solid (ca. 70% yield), which contained one new phosphorus chemical environment, e.g. $^{31}\text{P}\{^1\text{H}\}$ NMR δ 19.86 (s), considerably shifted from that of 41.80 (s) displayed by $[\text{Pd}(\text{phbz})(\text{OAc})(\text{PPh}_3)]$. The IR (typical internal vibrational modes of 2,4,6-trifluorophenyl group at 1390, 1100 and 990 cm^{-1})¹¹ and ^{19}F NMR spectroscopic data, with two resonances at δ -84.50 (2F)/-120.30 (1F), in combination with the ESI-MS data ($M^+ = 680$), suggested that the product was $[\text{Pd}(\text{phbz})(2,4,6\text{-F}_3\text{C}_6\text{H}_2)(\text{PPh}_3)]$. The structure of $[\text{Pd}(\text{phbz})(2,4,6\text{-F}_3\text{C}_6\text{H}_2)(\text{PPh}_3)]$ was verified by single crystal X-ray diffraction (Fig. 1, left structure).^{12a} Interestingly, the 2,4,6-trifluorophenyl moiety is positioned *cis* to the carbon found within the palladacycle, which would therefore be receptive to reductive elimination.

The structure around Pd can be described as nearly planar, and its deviation from the planar coordination has been quantified by measures of improper torsion angles: = 0.00 and -2.88°, which means C(1)-N(1)-Pd(1)-C(14) defining a plane and P(1) slightly above that plane.¹³ The angle between the planes C(1)-C(5)-C(7)-N(1)-Pd(1) and C(14)-C(15)-C(16)-C(17)-C(18)-C(19) is 86.20(13)°.

The reaction of related $[\text{Pd}(\text{phbz})(N\text{-imidate})(\text{PPh}_3)]$ complexes with **1** under similar conditions also gave $[\text{Pd}(\text{phbz})(2,4,6\text{-F}_3\text{C}_6\text{H}_2)(\text{PPh}_3)]$ as the product (*N*-imidate = *N*-succinimide - 56% yield; = *N*-maleimide - 71% yield).^{12b}

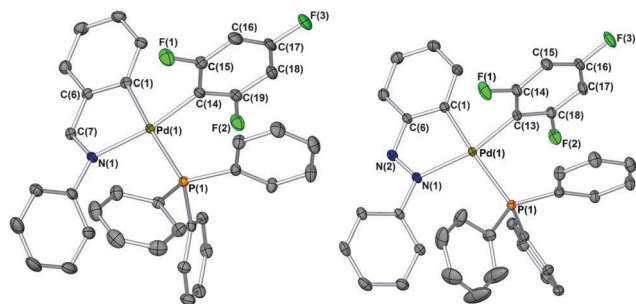


Fig. 1 X-ray structures of $[\text{Pd}(\text{phbz})(2,4,6\text{-F}_3\text{C}_6\text{H}_2)(\text{PPh}_3)]$ (left) and $[\text{Pd}(\text{phazb})(2,4,6\text{-F}_3\text{C}_6\text{H}_2)(\text{PPh}_3)]$ (right). Selected bond angles (°) and lengths (Å): C(1)-Pd(1)-C(14) 88.49(6); C(1)-Pd(1)-N(1) 80.40(5); C(1)-Pd(1)-P(1) 175.05(4); C(14)-Pd(1)-N(1) 168.86(5); C(14)-Pd(1)-P(1) 88.55(4); N(1)-Pd(1)-P(1) 102.58(3); Pd(1)-C(1) 2.0377(14); Pd(1)-C(14) 1.9945(13); Pd(1)-N(1) 2.1534(11) and Pd(1)-P(1) 2.3756(4) for $[\text{Pd}(\text{phbz})(2,4,6\text{-F}_3\text{C}_6\text{H}_2)(\text{PPh}_3)]$. C(1)-Pd(1)-C(13) 89.38(8); C(1)-Pd(1)-N(1) 78.02(8); C(1)-Pd(1)-P(1) 170.65(6); C(13)-Pd(1)-N(1) 165.92(8); C(13)-Pd(1)-P(1) 88.78(6); N(1)-Pd(1)-P(1) 104.66(5); Pd(1)-C(1) 2.020(2); Pd(1)-C(13) 2.005(2); Pd(1)-N(1) 2.1427(17) and Pd(1)-P(1) 2.3746(6) for $[\text{Pd}(\text{phazb})(2,4,6\text{-F}_3\text{C}_6\text{H}_2)(\text{PPh}_3)]$.

A similar series of reactions of $[\text{Pd}(\text{phbz})(\text{OAc})(\text{PPh}_3)]$ with either phenylboronic acid or *p*-fluoroboronic acid did not give $[\text{Pd}(\text{phbz})(\text{aryl})(\text{PPh}_3)]$ type products; in keeping with our previous observations, facile reduction was observed.^{7a}

In an independent reaction, an alternative palladacycle containing a *N*-phenylazabenzene (phazb) backbone, namely $[\text{Pd}(\text{phazb})(\text{OAc})(\text{PPh}_3)]$, was reacted with **1** in a ratio of 1 : 6, cleanly affording a new product as a white solid (68%), which contained one new phosphorus chemical environment, e.g. $^{31}\text{P}\{^1\text{H}\}$ NMR δ 19.85 (s). The IR and other NMR spectroscopic data mirrored that obtained for $[\text{Pd}(\text{phbz})(2,4,6\text{-F}_3\text{C}_6\text{H}_2)(\text{PPh}_3)]$, suggesting that an analogous complex $[\text{Pd}(\text{phazb})(2,4,6\text{-F}_3\text{C}_6\text{H}_2)(\text{PPh}_3)]$ was obtained. The ESI Accurate-Mass TOF LC/MS data accounted for the change in the orthometallated moiety to phazb, showing fragments with one unit increase with respect to those displayed by $[\text{Pd}(\text{phbz})(2,4,6\text{-F}_3\text{C}_6\text{H}_2)(\text{PPh}_3)]$. The structure of $[\text{Pd}(\text{phazb})(2,4,6\text{-F}_3\text{C}_6\text{H}_2)(\text{PPh}_3)]$ was verified by single crystal X-ray diffraction (Fig. 1, right structure).^{12c} Again, a near planar geometry is seen at Pd^{II}, which closely resembles the phbz analogue.

Finally, it is important to note that when reactions of $[\text{Pd}(\text{phbz})(\text{AcO})(\text{PPh}_3)]$ with **1** were left for prolonged periods (ca. 16–24 h), other minor phosphorus signals were also observed in the ^{31}P NMR spectrum (at 24.26 ppm) of the crude reaction mixture. In one particular case, we observed the formation of a different set of crystals. The absence of phbz resonances in its ^1H NMR spectrum, and shifted signals in the ^{19}F NMR δ -87.30 (2F)/-119.26 (1F) were also noticeable changes. The structure of this new product was confirmed by X-ray diffraction as $[\text{Pd}_2(2,4,6\text{-F}_3\text{C}_6\text{H}_2)_2(\text{PPh}_3)_2(\mu\text{-OH})(\mu\text{-OAc})]$ (Fig. 2). A similar species was recently reported by Wei and co-workers¹⁴ in the catalytic borylation of aryl halides by electron-rich Pd catalysts, in the presence of *n*-Bu₄NOAc. Therefore, this and

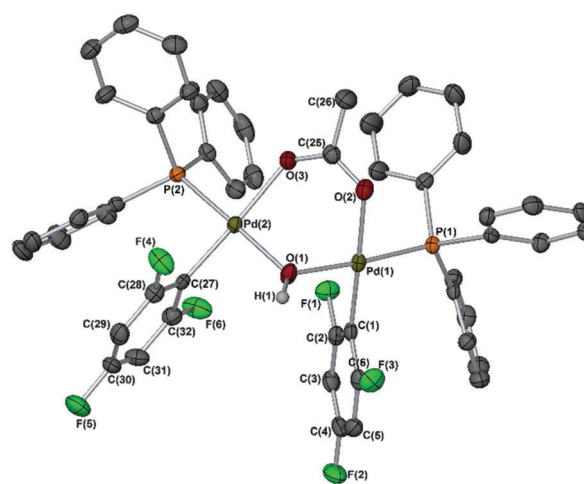


Fig. 2 X-ray structure of a dinuclear Pd^{II}-hydroxo complex. Selected bond angles (°) and lengths (Å): C(1)-Pd(1)-O(1) 91.10(14); C(1)-Pd(1)-O(2) 178.02(13); C(1)-Pd(1)-P(1) 92.40(10); O(1)-Pd(1)-O(2) 88.55(12); O(1)-Pd(1)-P(1) 176.06(9); O(2)-Pd(1)-P(1) 87.88(8); Pd(1)-C(1) 1.996(4); Pd(1)-O(1) 2.058(3); Pd(1)-O(2) 2.087(3) and Pd(1)-P(1) 2.2303(10). C(27)-Pd(2)-O(1) 88.24(13); C(27)-Pd(2)-O(3) 176.18(13); C(27)-Pd(2)-P(2) 90.99(10); O(1)-Pd(2)-O(3) 92.76(11); O(1)-Pd(2)-P(2) 176.02(9); O(3)-Pd(2)-P(2) 88.25(7); Pd(2)-C(27) 1.984(4); Pd(2)-O(1) 2.072(3); Pd(2)-O(3) 2.124(3) and Pd(2)-P(2) 2.2417(10).



related species could be present in SMCCs under working catalyst conditions.

In conclusion, direct evidence for transmetallation between several palladacycles of the type $[\text{Pd}(\text{C}^{\wedge}\text{N})(\text{X})(\text{PPh}_3)]$ (where $\text{C}^{\wedge}\text{N}$ = *N*-phenylbenzaldimine and *N*-phenylazabenzene and X = acetate or *N*-imidate ligands) with 2,4,6-trifluorophenylboronic acid has been gathered. The reactions occur rapidly in THF in <0.5 h. Prolonged reaction leads to the generation of other species, one of which is a novel dinuclear Pd–hydroxo complex. The findings provide insight into the precatalyst activation step for SMCCs mediated by palladacycles. Our results indicate that acetate and *N*-imidate anions can activate arylboronic acids in palladacycles,¹⁵ which adds to the mechanistic debate about transmetallation in SMCCs. Moreover, mixing an organoboronic acid with the palladacyclic precatalyst in SMCCs can lead to a reaction taking place^{7a} prior to adding exogenous base – the latter is a mandatory requirement for catalysis but not for catalyst activation.

This paper is dedicated to Professor Richard J. K. Taylor on the occasion of his 65th birthday. We thank Fundación Séneca (project 08670/PI/08) for financial support. This project is underpinned by work previously conducted and funded by the EPSRC (EP/D078776/1) and Royal Society. We would also like to thank Department of Science and Technology, India for DST Inspire faculty award (IFA12-CH-22) for A.R.K.

References

- (a) *C-H and C-X Bond Functionalization. Transition Metal Mediation*, ed. X. Ribas, RSC Catalysis, 2013; (b) *Organotransition metal chemistry, from bonding to catalysis*, ed. J. F. Hartwig, University Science Books, Sausalito, 2010; (c) *Metal Catalyzed Cross-Coupling Reactions and More*, ed. A. de Meijere, S. Bräse and M. Oestreich, Wiley-VCH, 2014.
- Palladium-Catalyzed Coupling Reactions: Practical Aspects and Future Developments*, ed. Á. Molnár, John Wiley & Sons, 2013.
- N. Miyaura and A. Suzuki, *Chem. Rev.*, 1995, **95**, 2457–2483.
- (a) C. Amatore, A. Jutand and G. Le Duc, *Chem. – Eur. J.*, 2011, **17**, 2492–2503; (b) B. P. Carrow and J. F. Hartwig, *J. Am. Chem. Soc.*, 2011, **133**, 2116–2119; (c) A. F. Schmidt, A. A. Kurokhtina and E. V. Larina, *Russ. J. Gen. Chem.*, 2011, **81**, 1573–1574. Aspects relating to this, and more, are detailed in a mini-review: (d) A. Lennox and G. C. Lloyd-Jones, *Angew. Chem., Int. Ed.*, 2013, **52**, 7362–7370.
- (a) P. J. Ellis, I. J. S. Fairlamb, S. F. J. Hackett, K. Wilson and A. F. Lee, *Angew. Chem., Int. Ed.*, 2010, **49**, 1820–1824; (b) A. F. Lee, P. J. Ellis, I. J. S. Fairlamb and K. Wilson, *Dalton Trans.*, 2010, **39**, 10473. For a recent discussion of Pd_n species in cross-coupling, see: (c) C. Deraedt and D. Astruc, *Acc. Chem. Res.*, 2014, **47**, 494–503.
- (a) F. d'Orlye and A. Jutand, *Tetrahedron*, 2005, **61**, 9670–9678; (b) M. Beller, H. Fischer, W. A. Herrmann, K. Ölefe and C. Brossmer, *Angew. Chem., Int. Ed. Engl.*, 1995, **35**, 1848–1849; (c) A. H. M. de Vries, J. M. C. A. Mulders, J. H. M. Mommers, H. J. W. Henderickx and J. G. de Vries, *Org. Lett.*, 2003, **5**, 3285–3288. For a review on palladacycles, see: (d) I. P. Beletskaya and A. V. Cheprakov, *J. Organomet. Chem.*, 2004, **689**, 4055–4082. An interesting paper has been reported by Hii on the speciation of palladium(II) diacetate under various reaction conditions, see: (e) L. A. Adrio, B. N. Nguyen, G. Guilera, A. G. Livingston and K. K. Hii, *Catal. Sci. Technol.*, 2012, **2**, 316–323. For work on impurities found in palladium(II) diacetate, see: (f) S. E. Bajwa, T. E. Storr, L. E. Hatcher, T. J. Williams, C. G. Baumann, A. C. Whitwood, D. R. Allan, S. J. Teat, P. R. Raithby and I. J. S. Fairlamb, *Chem. Sci.*, 2012, **3**, 1656–1661, and references cited therein.
- (a) J. L. Serrano, L. Garcia, J. Perez, E. Perez, J. Garcia, G. Sanchez, P. Sehnal, S. De Ornellas, T. J. Williams and I. J. S. Fairlamb, *Organometallics*, 2011, **30**, 5095–5109; (b) I. J. S. Fairlamb, S. Grant, P. McCormack and J. Whittall, *Dalton Trans.*, 2007, 859–865; (c) I. J. S. Fairlamb, A. R. Kapdi, A. F. Lee, G. Sanchez, G. Lopez, J. L. Serrano, L. Garcia, J. Perez and E. Perez, *Dalton Trans.*, 2004, 3970–3981.
- (a) R. B. Bedford, C. S. J. Cazin, M. B. Hursthouse, M. E. Light, K. J. Pike and S. Wimperis, *J. Organomet. Chem.*, 2001, **633**, 173–181; (b) R. B. Bedford, C. S. J. Cazin and D. Holder, *Coord. Chem. Rev.*, 2004, **248**, 2283–2321.
- (a) Y. Nishihara, H. Onodera and K. Osakada, *Chem. Commun.*, 2004, 192–193; (b) K. Osakada, Y. Nishihara and H. Onodera, *Organometallics*, 2005, **24**, 190–192.
- The purity of the THF did not appreciably affect the outcome of the reaction, in that $[\text{Pd}(\text{phbz})(2,4,6\text{-F}_3\text{C}_6\text{H}_2)(\text{PPh}_3)]$ was the dominant and major product after 0.5 h reaction time.
- G. López, G. García, G. Sánchez, C. de haro, M. D. Santana, J. Casabó, M. Mejias and E. Molins, *J. Chem. Soc., Dalton Trans.*, 1991, 3311–3315.
- (a) In different sowings involving the crystallisation of $[\text{Pd}(\text{phbz})(2,4,6\text{-F}_3\text{C}_6\text{H}_2)(\text{PPh}_3)]$ from CH_2Cl_2 , crystals of *trans*- $[\text{PdCl}(2,4,6\text{-F}_3\text{C}_6\text{H}_2)(\text{PPh}_3)]$ were formed, the structure of which was confirmed by single crystal X-ray diffraction (see ESI†). This is adequately explained by adventitious HCl promoting the decomposition of $[\text{Pd}(\text{phbz})(2,4,6\text{-F}_3\text{C}_6\text{H}_2)(\text{PPh}_3)]$; (b) Again, the crystallisation of the complex obtained by reaction of $[\text{Pd}(\text{phbz})(N\text{-maleimidate})(\text{PPh}_3)]$ with **1** from the same CH_2Cl_2 produced crystals of *trans*- $[\text{PdCl}(2,4,6\text{-F}_3\text{C}_6\text{H}_2)(\text{PPh}_3)]$; (c) In the same batch the crystallisation of $[\text{Pd}(\text{phazb})(2,4,6\text{-F}_3\text{C}_6\text{H}_2)(\text{PPh}_3)]$ from CH_2Cl_2 also yielded crystals of *trans*- $[\text{PdCl}(2,4,6\text{-F}_3\text{C}_6\text{H}_2)(\text{PPh}_3)]$. The fact that in three separate instances these identical crystals were obtained gives additional support to the formation of a common compound formed by different synthetic routes.
- J. Pérez, L. García, E. Pérez, J. L. Serrano, J. F. Martínez, G. Sánchez, G. López, A. Espinosa, M. Liu and F. Sanz, *New J. Chem.*, 2003, **27**, 1490–1496.
- C. S. Wei, G. H. M. Davies, O. Soltani, J. Albrecht, Q. Gao, C. Pathirana, Y. Hsiao, S. Tummala and M. D. Eastgate, *Angew. Chem., Int. Ed.*, 2013, **52**, 5822–5826.
- It is important to note that $[\text{ArPd}(\text{OAc})(\text{PPh}_3)_2]$ does not react with aryl boronic acid, see: C. Amatore, A. Jutand and G. Le Duc, *Chem. – Eur. J.*, 2012, **18**, 6616–6625.

