



 Cite this: *RSC Adv.*, 2023, **13**, 28975

Research status of soda residue in the field of environmental pollution control

 Yonglan Zong, Jiantao Gong, Jilai Zhang, Youbo Su, Chenglei Hu, Tianguo Li, Yonglin Wu and Ming Jiang *

High-quality soda ash (Na_2CO_3) is mainly produced using the ammonia–alkaline method, generating a significant amount of industrial waste called soda residue. In China, the annual production of soda residue exceeds 10 million tons. The large-scale open-air storage of soda residue not only occupies land but also causes severe pollution to the surrounding environment. Soda residue displays characteristics such as strong alkalinity, high reactivity, and a well-developed pore structure, making it a valuable raw material for producing environmentally functional materials. This article provided an overview and summary of soda residue, including its sources and hazards, basic properties, applications in environmental management (wastewater treatment, flue gas desulfurization, and soil remediation), and associated risks. The limitations of using soda residue in “waste to waste” technologies were also analyzed. Based on this analysis, the article suggests focusing on simultaneous removal of heavy metal ions using soda residue, safely disposing of and acquiring resources from metal-laden sludge, efficiently dechlorinating soda residue, using soda residue for contaminated soil solidification, stabilization, and assisted remediation, controlling pollution *via* green and circular utilization approaches, and assessing long-term risk.

 Received 19th July 2023
 Accepted 25th September 2023

DOI: 10.1039/d3ra04863b

rsc.li/rsc-advances

1 Introduction

Soda ash, also known as sodium carbonate, is an essential basic chemical raw material widely used in various industries, such as construction materials, chemicals, metallurgy, textiles, food, national defense, and pharmaceuticals, contributing significantly to the national economy.^{1,2} Currently, soda ash is primarily produced *via* three methods, namely the combined-soda, the ammonia-soda, and the natural soda processes. The ammonia-soda process involves producing ammonium chloride and sodium carbonate, as shown in Fig. 1. It is one of the main methods for soda ash production and requires the consumption of large amounts of industrial salt, limestone (calcium carbonate), and ammonia. The ammonia-soda process offers advantages such as high product quality, low-salt soda ash production, large-scale continuous production suitability, and byproduct ammonia recycling. However, its drawbacks include limited product diversity, low raw material utilization, and substantial waste solution and residue generation, known as soda residue (white mud). Since 2003, China has been the global leader in soda ash production and output. Since 2020, the production capacity has reached 33.17 million tons, with an output of

27.592 million tons, generating an annual soda residue emission of 10 million tons.^{3–5}

The increasing discharge of soda residue has raised concerns about its associated hazards. The main risks of soda residue are related to the contamination caused by its filtrate and dust. The primary components of soda residue are CaCO_3 , CaCl_2 , and NaCl , with a chloride content exceeding the standard in the filtrate. Due to rapid urban development, the location of soda residue dumps has gradually become the center of urban

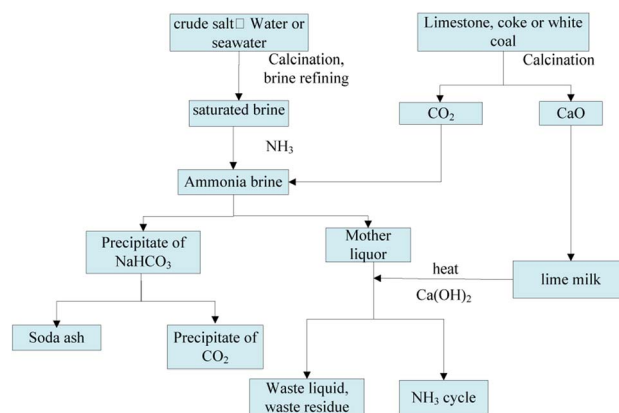


Fig. 1 A schematic diagram of soda ash production *via* the ammonia-soda method.

College of Resources and Environment, Yunnan Agricultural University, Kunming, China. E-mail: mingjiang2010@163.com





Fig. 2 Soda residue resource utilization.

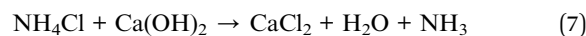
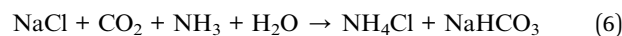
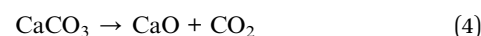
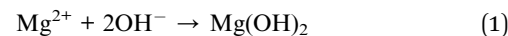
areas. Soda residue is often left uncovered and exposed to the elements, forming a weathered, dry surface layer due to wind, sunlight, and rain. Soda residue dust typically affects the atmospheric environmental quality in an area of over 200 000 square kilometers. However, during periods of strong winds, the soda residue dust is carried into the atmosphere, severely polluting the environment^{6,7} Additionally, large amounts of soda residue are piled up or buried in tidal flats, occupying land resources and encroaching into the sea, forming harmful “white seas”.⁸ Furthermore, the high Ca^{2+} , Mg^{2+} , and Cl^- concentrations in soda residue can disrupt soil structure, leading to soil salinization,⁹ posing a serious threat to the ecological environment.

In recent years, the stringent environmental requirements set by the government have made efficient soda residue treatment a pressing issue for domestic and international experts and companies. Several application strategies have been proposed for the resource utilization of soda residue (Fig. 2), including potential applications for construction engineering (such as road construction and building materials), chemicals (such as rubber, plastics, and papermaking), environmental engineering (such as wastewater treatment, coal combustion desulfurization agents, soil passivators, and amendments), and byproduct development (such as calcium chloride extraction).^{10–12} However, with a utilization rate below 5%, large-scale soda residue application has not yet been achieved in China. Waste-to-waste treatment technology has become an effective approach for promoting a circular economy. Utilizing soda residue for pollution control has become a new challenge in recent years due to its unique chemical composition, structure, and properties. This article provides an overview of soda residue applications in environmental protection fields such as wastewater treatment, flue gas desulfurization, and soil remediation. The analysis of existing problems and application prospects aims to provide technical references for expanding the soda residue resource utilization.

2 Sources and properties of soda residue

2.1 Sources

Soda residue mainly results from the saltwater refining, limestone calcination, and ammonia evaporation processes during soda ash production *via* the ammonia-soda method.¹³ (1) Saltwater refining process: crude salt solutions obtained from salt mines contain impurities, such as calcium, magnesium, and sulfate ions, which are removed before the solution enters the chlorine absorption tower by adding a $\text{Ca}(\text{OH})_2$ solution and Na_2CO_3 . The specific reactions are shown in eqn (1)–(3). The insoluble or sparingly soluble substances formed during this process represent one of the sources of soda residue. (2) Limestone calcination process: since complete CaCO_3 decomposition cannot be achieved during limestone calcination in a lime kiln, some impurities in the resultant lime slurry do not participate in subsequent reactions. The specific reactions are shown in eqn (4) and (5). Excess CaCO_3 , $\text{Ca}(\text{OH})_2$, SiO_2 , and other substances during this process represent another source of soda residue. (3) Ammonia evaporation process: the reaction between the lime slurry and NH_4Cl during circulation soda ash production generates NH_3 . The remaining NaCl and the CaCl_2 by product formed during this process contribute to the soda residue chloride component. The reactions are shown in eqn (6) and (7).



2.2 Properties

Soda residue appears as a white granular material with a pH between 10 and 12. It is classified as a strong alkaline waste residue containing elements such as Ca, C, Cl, Mg, Na, Si, and Al.¹⁴ The soda residue composition varies slightly between different alkali plants. The primary soda residue chemical components in some Chinese alkali plants are shown in Table 1. Its phase composition primarily comprises calcium salts, such as CaCO_3 , $\text{Ca}(\text{OH})_2$, CaCl_2 , CaSO_4 , and various other salts and insoluble materials.¹⁵ Studies have shown^{13,16} that soda residue has a loose structure and well-developed porosity, mainly comprising rod-shaped and spindle-shaped CaCO_3 nano-aggregates, porous CaCO_3 , and rod-shaped CaSO_4 , with particle sizes ranging between 0.5 μm and 70.0 μm . The particle size distribution was about 60% in the 0.5 μm to 10.0 μm range,



Table 1 Composition of soda residue in various domestic regions (mass fraction, %)^a

Place of origin	CaO	K ₂ O	Cl ⁻	SiO ₂	Al ₂ O ₃	Na ₂ O	Fe ₂ O ₃	MgO	SO ₃	LOI	Ref.
Tangshan	43.2	5.57	23	9.87	3.25	3.93	0.91	9.77	5.57	2.86	11
Guangdong	39.16	0.05	4.42	2.78	2.02	1.15	0.57	7.53	4.22	36.47	18
Tangshan	52.88	0.38	11.9	10.19	3.25	1.84	1.23	8.35	8.87	—	7
Lianyungang	58.73	—	—	11.16	3.97	—	4.32	14.25	—	—	19
Shandong	51.22	0.31	8.14	8.42	2.18	8.33	1.83	10.24	3.14	—	20
Huai'an	52.25	0.15	18.4	4.06	1.76	2.46	1.17	2.33	16.9	—	21
Shandong	62.81	0.17	0.16	10.2	9.00	0.23	1.31	12.5	0.3	—	22
Huai'an	32.25	0.18	—	0.34	0.06	2.35	0.89	3.57	—	49.03	23

^a LOI: loss on ignition.

about 35% in the 10.0 μm to 35.0 μm, and about 5% in the 35.0 μm to 70.0 μm range.¹⁷

3 Soda residue application for environmental protection

3.1 Wastewater treatment

Soda residue has a large pore volume and specific surface area, resulting in a strong adsorption capacity.¹³ Additionally, its aqueous solution is alkaline and carries a negative charge, exhibiting colloid properties,²⁴ providing a crucial foundation for its application in environmental management. Previous studies have demonstrated that soda residue can purify wastewater by removing heavy metal ions, organic pollutants, and phosphates from the water. Removing impurities using soda residue involves multiple mechanisms, including precipitation, complexation reactions, ion exchange, and adsorption, with a significant focus on adsorption studies. Extensive research has investigated the adsorption characteristics of soda residue *via* adsorption kinetics and isotherm experiments. The adsorption properties of soda residue are presented in Table 2.

3.1.1 Heavy metal removal. More extensive metal mining and smelting activities in China have increased the severity of surface water contamination by heavy metals, such as Cd, Cu, Zn, Pb, and As.³² Even low doses of Cd, Pb, and As can be toxic to humans.³³ The common methods currently used to remove metal ions from water include chemical precipitation, ion exchange, membrane filtration, coagulation, flocculation, flotation, electrochemical treatment, and adsorption. Precipitation and adsorption are combined to remove heavy metals from wastewater using soda residue. On the one hand, heavy metal ions precipitate continuously in alkaline conditions. On the other hand, both the precipitate and soda residue particle surfaces display a certain adsorption capacity for heavy metal ions. Precipitation plays a vital role during the initial removal stage, while surface adsorption dominates during the stable removal stage. The iron-manganese oxide-bound and the carbonate-bound heavy metal ion forms dominated the soda residue surface, with a lesser presence of organic forms.^{34,35}

However, one of the main limitations of the precipitation approach is the production of significant amounts of metal-laden sludge.^{36,37} Continuous scientific and technological

Table 2 The pollutant adsorption properties of soda residue and its modified materials in water^a

Adsorbate	Adsorbent	T (°C)	q _e (mg g ⁻¹)	C ₀ (mg L ⁻¹)	pH	Contact time	Amount of adsorbent	Kinetic model	Isotherm model	Ref.
Cd ²⁺	Fe ₃ O ₄ /SA-AR	—	38.83	325	5	20 h	0.3 g L ⁻¹	Pseudo-second-order	Langmuir	25
Pb ²⁺	O-HAP	165	1429	—	5–7	14.5 h	—	Pseudo-second-order	Langmuir	26
As ⁵⁺	FeCAR	25	44.4	10	>7	10 h	—	Pseudo-second-order	Langmuir	19
As ⁵⁺	MnCAR	25	22.6	10	≤7	10 h	—	Pseudo-second-order	Langmuir	19
Fe ²⁺ , Mn ²⁺ , Cu ²⁺ , Zn ²⁺ , Cd ²⁺ and Pb ²⁺	Natural attapulgite + soda residue	—	—	150 mg L ⁻¹ for Fe and 100 mg L ⁻¹ for other metals	—	—	—	Pseudo-second-order	Freundlich	27
Reactive bright red K-2BP	LSWM	20	416.7	100	12	90 s	2 g L ⁻¹	—	Freundlich	28
Reactive light yellow K-6G	LSWM	20	454.5	100	12	90 s	2 g L ⁻¹	—	Freundlich	28
Acid orange II	LSWM	20	769.2	100	12	90 s	2 g L ⁻¹	—	Freundlich	28
Direct yellow	LSWM	20	2186.4	100	12	90 s	2 g L ⁻¹	—	Freundlich	28
Acid blue 80	Soda residue	—	440	300	10.5	6 h	—	—	—	29
Emulsified oil	LSWM	10	—	1500	12	10 min	4 g L ⁻¹	—	—	30
Petroleum sulfonate	LSWM	30	3798	200	12	60 s	—	Pseudo-second-order	Langmuir	31

^a Comment: Fe₃O₄/SA-AR is a combination of magnetic sodium alginate-soda residue aerogel and Fe₃O₄, O-HAP refers to the optimization of hydroxyapatite production from soda residue, FeCAR/MnCAR refers to soda residue modification with FeCl₃·6H₂O (FeCAR) and MnSO₄·H₂O (MnCAR), and LSWM represents the leaching solution of white mud.



progress has promoted research on safe methods for treating and recycling metal-laden sludge. First, hydrometallurgical technology (e.g., acid leaching and solvent extraction) is used for the stepwise recovery of valuable metals in sludge. Second, pyrometallurgical technology is used to simultaneously solidify heavy metals and prepare decorative materials (e.g., glass ceramics). Third, the heavy metal oxides in sludge can be separated and purified to prepare environmentally functional materials (e.g., NiCr₂O₄/CuCr₂O₄ catalytic reduction reagents and CuO/Cu₂O oxygen carriers for chemical looping combustion). Fourth, it is used as an additive to produce construction materials.

Soda residue modification for utilization as an adsorbent has attracted increasing research attention to enhance its heavy metal adsorption efficiency in water. One approach is combining soda residue with sodium alginate and Fe₃O₄ (Fe₃O₄/SA-AR) (see Fig. 3 for the preparation process, reactions (8) and (9)) to remove Cd²⁺ from water. Studies have shown that Cd²⁺ can be removed *via* –OH group complexation, Cd²⁺ and H⁺ ion exchange in –COOH groups, and electrostatic adsorption. The sodium ions in the long-chain sodium alginate polymer undergo ion exchange reactions with divalent cations, forming a cross-linked network structure and a hydrogel. Fe₃O₄ addition improves the soda residue dispersibility in the solution, enabling magnetic recovery and reuse. Furthermore, the modified soda residue exhibits random metal ion charge distribution, forming a wide range of multi-ion bonds *via* inter- and intrachain complexation to enhance the soda residue adsorption capacity.²⁵ Another method involves immersing the soda residue in a (NH₄)₂HPO₄ solution to obtain hydroxyapatite (O-HAP). This increases the number of hydroxyl groups on the soda residue surface and modifies the pore structure, enhancing the adsorption capacity to 12.0- to 45.8-fold higher than activated carbon.²⁶



Research has shown³⁸ that the adsorption process for a multi-metal system containing various heavy metals is considerably more complex than single-metal adsorption. This can be ascribed to the synergistic or antagonistic effect between different ions when multiple heavy metals are involved in the adsorption process, influencing the adsorption performance of individual metals. Cao *et al.*³⁹ investigated the surface adsorption behavior of soda residue in the presence of Cd²⁺, Cu²⁺, and Zn²⁺ as competing ions. The results indicated that the competitive adsorption coefficient between Cd²⁺ and Zn²⁺ exhibited an upward trend as the concentration and pH

increased, while that of Cu²⁺ declined. However, the competitive adsorption coefficient between Cd²⁺ and Zn²⁺ decreased at a higher temperature, while that of Cu²⁺ increased.

3.1.2 Organic pollutant removal from wastewater. Organic pollutants in wastewater mainly originate from the processes used in the textile, leather, paper, and printing industries and include oily organic pollutants generated during industrial production. Wastewater containing organic pollutants is characterized by high chemical oxygen demand (COD), low biochemical oxygen demand (BOD), and intense coloration. Many dyes and their degradation products in wastewater pose significant risks to aquatic organisms and human health.⁴⁰ Traditional methods often do not remove organic pollutants due to their complex aromatic structures, hydrophobic nature, and poor biodegradability.⁴¹ However, the high specific surface area and large surface energy of soda residue allow for organic pollutant adsorption.

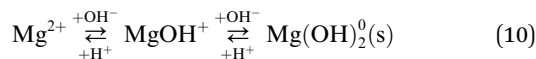
Current research involving organic substance removal using soda residue mainly focuses on removing anionic and cationic dyes and oily organic pollutants. Soda residue has been employed for the adsorption-precipitation removal of reactive bright red K-2BP, reactive light yellow K-6G, acid orange II, direct yellow R,²⁸ and Acid Blue 80 (ref. 29) from wastewater. The mechanism involves the fine-particle precipitation of hydroxides with large surface areas and high surface free energy in highly alkaline solutions, which adsorb anionic dyes.⁴² However, the soda residue adsorption capacity is significantly influenced by the pH of the solution. At lower initial pH values, only Fe³⁺ and Al³⁺ precipitates form, resulting in limited adsorption capacity due to the low Fe³⁺ and Al³⁺ content in the residue (Table 1). Conversely, a significant number of Mg(OH)₂ and Ca(OH)₂ crystals form at higher pH values, while the production of intermediate products during crystal formation increases the positive surface charge, consequently enhancing anionic dye adsorption *via* charge neutralization (reaction (10)). Furthermore, during precipitation, the newly formed three-dimensional network structure of hydroxides can capture and adsorb dyes, significantly improving dye removal efficiency. Surfactant-modified soda residue can mitigate the pH effect.^{43,44} For example, sodium dodecyl sulfate surfactant can maintain a negative surface charge within a wide pH range (pH 3–11), consequently exhibiting excellent adsorption performance for cationic dyes when the residue is modified.⁴⁵ Surface-modified soda residue with surfactants also exhibits hydrophobic properties, displaying strong adsorption affinity for hydrophobic organic pollutants, facilitating their efficient removal from wastewater.

Furthermore, research was also conducted on the removal of oil-containing organic compounds, such as emulsified oil,³⁰ oil emulsions,⁴⁶ and petroleum sulfonate³¹ from wastewater, with promising adsorption results (Table 2). Studies have shown that soda residue and hydroxide particles formed in highly alkaline conditions restrict oil droplet migration *via* electrostatic attraction, hydrogen bonding, and particle surface adhesion, leading to the adsorption and encapsulation of oil droplets or organic components in the hydroxide crystals to effectively remove organic pollutants.⁴⁷

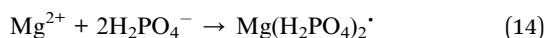
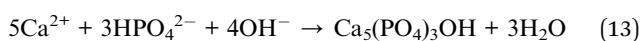
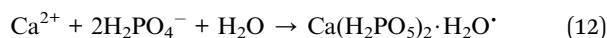
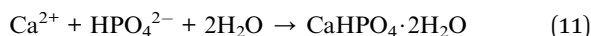


Fig. 3 The Fe₃O₄/SA-AR preparation process.





3.1.3 Application in eutrophication water control. Phosphorus plays a significant role in water body eutrophication.⁴⁸ Some studies have shown that soda residue can be used to effectively remove phosphorus from water. Yan *et al.*⁴⁹ modified soda residue using NaOH and HCl and tested their ability to remove phosphate from water. The maximum adsorption capacity values of the alkali- and acid-modified residues were 211.9 mg g⁻¹ and 2.2 mg g⁻¹, respectively, indicating that alkali modification significantly enhanced the phosphorus removal performance of soda residue, while acid modification exhibited a suppressive effect. The phosphorus removal mechanism of alkali-modified residue involves two main parts: the formation of Ca-P precipitation *via* the reaction between Ca²⁺ and H₂PO₄⁻ and HPO₄²⁻ in the solution system (reactions (11)–(13)) and the formation of phosphorus-containing precipitate due to the Mg, Al, and Fe ions (leached from the soda residue) reaction with H₂PO₄⁻ and PO₄³⁻ (reactions (14)–(16)).⁵⁰ Wang *et al.*⁵¹ synthesized soda residue-based polymer adsorbents by combining 4 : 1 soda residue with kaolin and sodium silicate activators to remove phosphate from water. The amorphous calcium-aluminum-silicate formed during geopolymerization released hydroxide ions, facilitating insoluble calcium hydrogen phosphate (CaHPO₄·2H₂O) formation *via* the reaction between Ca²⁺ and phosphate ions to remove the phosphorus. The theoretical maximum adsorption capacity was 56.45 mg g⁻¹.



3.2 Flue gas desulfurization

China is the largest global coal producer. Approximately 0.014 ton of SO₂ is produced as a byproduct for every ton of standard coal burned.⁵² SO₂ stimulates respiratory diseases in humans and contributes to acid rain formation, which can damage the environment. The current desulfurization methods in China mainly include dry, semi-dry, and wet desulfurization.⁵³ The basic principle of desulfurization involves gas-liquid/gas-solid acid-base neutralization. Although limestone/lime wet flue gas desulfurization (FGD) technology is widely used, large-scale limestone mining can lead to ecological destruction and resource depletion. Using soda residue as a substitute for limestone or lime can facilitate the development of new desulfurizing agents. This approach reduces desulfurization costs and improves

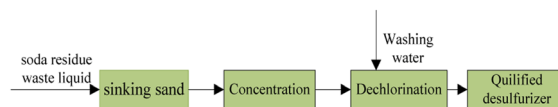


Fig. 4 The process flow chart of liquid desulfurizer preparation from soda residue.

desulfurization efficiency while producing gypsum as a desulfurization byproduct, which can satisfy solid waste resource utilization requirements. As shown in Fig. 4, the process involves the removal of sand and stone from the soda residue *via* sedimentation, followed by concentration to obtain soda residue sludge with a settling rate of around 85%. By replacing the chloride ions with wash water, a chlorine-removing desulfurizing agent is obtained for flue gas desulfurization.⁵⁴

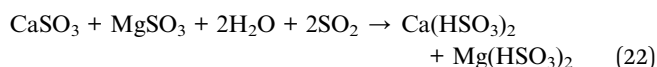
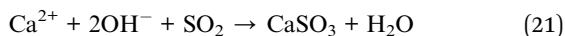
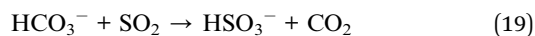
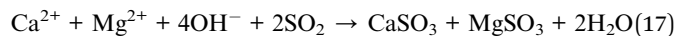
The high alkalinity of soda residue (pH 12.0–12.4) ensures an alkaline environment in the slurry of the desulfurization tower, promoting economical, efficient desulfurization with costs 40–60% lower than when using the limestone/lime method, and a desulfurization efficiency of 99%, resulting in SO₂ concentration in flue gas as low as 20 mg m⁻³.⁵⁵ Additionally, the physical properties and chemical composition of the soda residue byproducts are similar to those produced *via* limestone desulfurization, making them suitable for application in construction products and cement retarders. Soda residue can also be combined with other solid waste for desulfurization. For example, mixing soda residue with carbide slag during flue gas desulfurization experiments showed that the particle sizes of the soda residue, the soda residue to carbide slag ratio, organic acid addition, and pH values impacted the soda residue desulfurization efficiency. The highest soda residue desulfurization rate (95%) was achieved at a pH exceeding 5, a particle size below 60 μm, a soda residue to carbide slag ratio of 1 : 1, and an addition of a certain amount of binary organic acid.⁵⁶ Wet soda residue desulfurization occurs in three stages.⁵⁷ The first involves the rapid reaction of OH⁻, Mg²⁺, and Ca²⁺ with SO₂ in the slurry, leading to CaSO₃ and MgSO₃ formation, with some of the products oxidizing to sulfates (reactions (17) and (18)). The second stage involves the absorption of SO₂ by HCO₃⁻ (reaction (19)). The third includes two types of reactions: one is the secondary reaction of Mg²⁺, Ca²⁺, and OH⁻ (dissolved and ionized from Mg(OH)₂, CaCO₃, and CaO) with SO₂ (reactions (20) and (21)), while the other involves the secondary reaction of CaSO₃ and MgSO₃ with SO₂ (reaction (22)).

When HCl gas is present in the flue gas, the absorption efficiency of SO₂ increases rather than decreases, and the enhancement effect is mainly observed during the later desulfurization stage. This is because HCl first reacts with the CaO in the desulfurizing agent to form calcium chloride hydroxide (CaClOH), which then reacts further with SO₂ to achieve desulfurization. This indicates that modified soda residue can be used for simultaneous flue gas desulfurization and dechlorination.⁵⁸

Therefore, utilizing soda residue as a flue gas desulfurizing agent in coal-fired power plants addresses the issue of soda residue disposal in the soda industry and helps control



pollution emissions, facilitating a rational, effective circular economy.



3.3 Soil remediation

Soil contamination with toxic metals, pesticides, and organic pollutants remains a growing global concern. While the presence of pollutants in the soil is a natural consequence of rock weathering, elevated levels are mainly attributed to human activities.^{59,60} Many studies have shown that fully utilizing soda residue characteristics can condition the soil and stabilize the heavy metals in contaminated soil. On the one hand, soda residue is alkaline, with a high salt content (13%), and contains a significant amount of activated calcium ions and various trace elements essential for crop growth (such as Ca, Mg, Si, K, and P). Therefore, soda residue can be used to adjust acidic soil, produce compound plant fertilizers, supplement soil with trace elements, and promote organic matter decomposition.⁶¹ For example, Li⁶² *et al.* used soda residue to improve the acidity of tea plantation soil and alleviate aluminum toxicity. The results showed that adding soda residue increased the soil pH, effectively addressing soil

acidification issues. Additionally, soda residue reduces the total soluble aluminum, exchangeable aluminum, and organically bound aluminum by forming and retaining hydroxyl aluminum polymers, increases exchangeable Ca, Mg, K, and Na, and enhances the effective cation exchange capacity to improve soil fertility. Huang⁶³ *et al.* processed soda residue into calcium-magnesium compound fertilizers using a specific technique for agricultural production. The results indicated that this fertilizer increased crop yields and improved soil quality.

On the other hand, soda residue effectively immobilizes heavy metals in the soil, as shown in Table 3.

Yan *et al.*⁶⁴ used soda residue, calcined soda residue, phosphorus-containing soda residue, and calcined phosphorus-containing soda residue to remediate Pb-contaminated soil. The results indicated that phosphorus- and calcined phosphorus-containing soda residues achieved Pb passivation efficiencies exceeding 60% and 90%, respectively. Treatment significantly decreased the bioavailability and bio-accessible fraction of Pb. Moreover, phosphorus-containing soda residue moderately increased phosphorus nutrients in the soil without significantly affecting its physicochemical properties. Liu *et al.*⁶⁵ used a soda residue cement composite solidification agent to treat Zn-contaminated soil and discussed the effect of the curing time, binder ratio, and Zn²⁺ concentration on its unconfined compressive strength. The results showed that a higher Zn²⁺ concentration led to Zn(OH)₂ formation during the solidification process, consequently reducing the unconfined compressive strength of the soil.

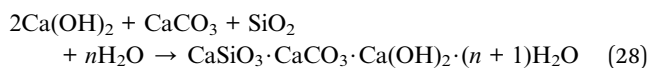
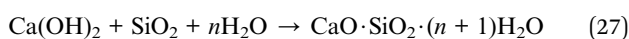
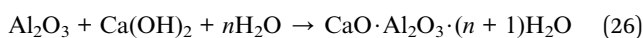
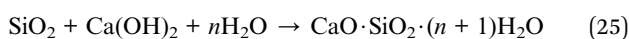
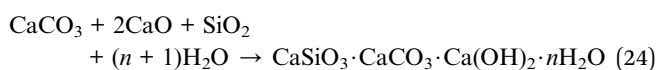
In addition, studies have also examined the simultaneous passivation and remediation of heavy metals co-contaminated soils using soda residue. Wei *et al.*⁶¹ employed soda residue-modified biochar for the simultaneous remediation of Cd and Pb co-contaminated soil. The results indicated that the yield of maize grown in the co-contaminated soil increased by

Table 3 The effect of ammonia soda residue on soil remediation

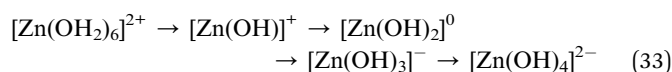
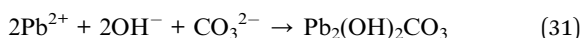
Passivation materials	Pollution	Type of soil	Type of experiment	Effect	Ref.
Soda residue	Pb	Artificially polluted soil	Laboratory experiment	After 28 days of curing, the lead content in the leachate is reduced to about 30%	22
Soda residue	Pb	Artificially polluted soil	Laboratory experiment	The maximum adsorption amount of the tested specimen is 34 mg g ⁻¹ , which is significantly higher than those of other clay materials	67
Cement-soda residue	Zn	Artificially polluted soil	Laboratory experiment	Under freeze-thaw cycles, the initial Zn content increasing from 500 to 10 000 mg kg ⁻¹ , the cumulative fraction of leached Zn ²⁺ increased more than 5 times	62
Fly ash + soda residue	Pb	Artificially polluted soil	Laboratory experiment	The soil strength increases significantly and is more suitable for the removal of lead from contaminated soil stains at low concentrations	68
P-containing soda residue	Pb	Shooting range soil	Pot experiment	More than 60% of soil-Pb was transformed to residual fraction	61
Biochar + soda residues	Cd, Pb	Pyrite mining area	Field experiment	Decreased the Cd/Pb contents of maize grains by 0.16–0.21 mg kg ⁻¹ (Cd) and 0.05–0.51 mg kg ⁻¹ (Pb) over the 3 year period	66



approximately 10 tons per hectare over three years, while the Cd and Pb content in the maize grains met the Chinese feed additive standards. Furthermore, soda residue-modified biochar application significantly increased the soil pH and reduced the heavy metal reactivity. Hydration, precipitation, and adsorption represent the main mechanisms for immobilizing soil pollution using soda residue. Hydration refers to the primary reaction that occurs when alkali residue is introduced into the soil and persists throughout the soil remediation process.⁶⁸ Complex chemical reactions take place between the soil and alkali residue components, such as CaCO₃, Ca(OH)₂, SiO₂, and Al₂O₃, generating several hydration products,⁶⁹ as shown in eqn (23)–(28). The formation of various hydration products contributes to soil compaction, improves the leaching characteristics, and enhances the adsorption and encapsulation of the hydration products.



Furthermore, soda residue provides alkalinity to acidic, contaminated soils and generates insoluble precipitates, which serve as the primary immobilization and stabilization products for heavy metals. Studies have shown that heavy metals in acidic soils exhibit high reactivity.^{70,71} Soda residue addition significantly increases the soil alkalinity and the number of exchangeable cations.⁶⁰ For instance, Pb and Zn in soil react with OH⁻ and CO₃²⁻ to form precipitates.^{66,72} The reactions are represented by eqn (29)–(32). The forms of the precipitates are influenced by pH, as shown in eqn (33). The Zn precipitate types vary as the pH level increases.⁷³ However, high heavy metal concentrations in the soil can facilitate the rapid formation of substantial precipitates, which, to some extent, hinder the hydration process.⁷⁴



In addition, soda residue application increases the soil pH and promotes calcium zeolite formation during the

solidification process, consequently enhancing heavy metal adsorption.⁷⁵ This is because higher alkalinity can neutralize a significant number of H⁺ ions in acidic soils, providing more heavy metal ion adsorption sites. The generated calcium zeolite presents a larger surface area. The abundant anions on the soda residue surface can adsorb more metal cations to achieve charge balance.^{64,76}

4 The risks and challenges of soda residue in environmental applications

Although soda residue displays considerable potential for environmental protection, the ecological and environmental risks associated with its use should not be overlooked.

(1) A large amount of sludge is generated: during alkaline sludge wastewater treatment, the metal ions or organic substances in the wastewater form sludge or sediment after precipitation, neutralization, and other treatments. The treatment and disposal of alkaline heavy metal-containing sludge remain a global challenge, causing severe water and soil pollution when not treated correctly.⁷⁷

(2) Dechlorination and desulfurization wastewater generation: to reduce equipment corrosion by chlorine, the soda residue solution requires dechlorination treatment, inevitably producing concentrated and harmful chlorinated wastewater. Moreover, soda residue desulfurization wastewater is characterized by high pH, which is toxic to organisms, disrupting their living environment and physiological functions, and inhibiting gymnosperm growth.⁷⁸

(3) Application limitations: using soda residue as an adsorbent or precipitant to remove pollutants from water often requires strict control of the operational conditions and certain modifications. This increases adsorbent cost and causes this approach to remain experimental, restricting application for large-scale wastewater treatment.

(4) Enhanced absorption and accumulation of harmful elements in crops: in addition to the main Ca, Na, Si, and Al components, soda residue also contains small amounts of harmful elements, such as Hg, Cd, Cu, F, Cl, As, Pb, and Ni. Using soda residue as a passivating agent for soil amendment during soil pollution remediation poses significant ecological risks.^{79,80} Wang *et al.*⁷⁷ reported that these elements in soda residue were harmful during heavy metal-contaminated soil remediation. For example, adding soda residue to soil planted with *Brassica* plants can increase cadmium bioavailability and uptake by plant roots. Soda residue application can also significantly increase the water-soluble fluoride in the soil, leading to fluoride accumulation in crops.

(5) Soil salinization and alkalization: soda residues contain about 4% sodium chloride and several soluble salts, of which CaCO₃ is a highly viscous inert salt. Therefore, soda residue lead to salt accumulation, soil crusting, plant water uptake inhibition, physiological plant activity interference, and soil chemistry alteration. This initiates and exacerbates soil salinization, further promoting land degradation and reducing arable land productivity.^{81–83}



5 Conclusion and prospects

Due to its small particle size, large specific surface area, high pH, charged nature, and solubility, soda residue exhibits strong adsorption capacity. Furthermore, its surface area can be increased *via* appropriate modification to enhance its adsorption performance. Although soda residue and its modified forms show considerable potential in various environmental protection applications, such as wastewater treatment, flue gas desulfurization, and soil remediation, several technical and research challenges remain that must be addressed to improve utilization. The following are research challenges in the environmental application of soda residue:

(1) Current research mainly focuses on removing individual heavy metals using soda residue, while surface water pollution often involves the coexistence of multiple heavy metals. Each metal ion has an optimal pH for removal, which varies among different metal ions. Therefore, it is important to examine the appropriate conditions, removal efficiency, and mechanisms to simultaneously remove multiple metal ions using soda residue to efficiently purify wastewater containing multiple metals. Additionally, since current research primarily concentrates on Cd, Cu, Zn, Pb, and As, it is necessary to investigate a broader heavy metal range.

(2) Although a mature methodological approach is available for treating and disposing of ordinary sludge, removing heavy metals from the alkaline sludge produced by soda residue is more challenging. This impedes the industrial application of soda residue, necessitating the development and exploration of new treatment and removal techniques.

(3) The compositions of soda residue generated by different processes vary. Using a large quantity of chlorine- and salt-containing soda residue as a flue gas desulfurization agent can damage equipment. Therefore, research should focus on improving the soda residue dechlorination and desalination processes.

(4) The high alkalinity of soda residue and the presence of trace Hg, Cd, Cu, F, Cl, As, Pb, Ni, and other pollutants can cause soil salinization and groundwater pollution when applied in large quantities. Therefore, a long-term tracking risk evaluation is necessary before using soda residue in soil.

Author contributions

Yonglan Zong: writing – original draft; Jiantao Gong and Yonglin Wu: writing – optimization and modification; Jilai Zhang and Youbo Su: supervision; Tianguo Li and Chenglei Hu: conceptualization; Ming Jiang: writing – review and editing.

Conflicts of interest

There are no conflicts to declare.

Acknowledgements

The authors gratefully acknowledge the Yunnan Agricultural Foundation Research Projects (202101BD070001-113).

References

- 1 R. Jadeja and A. Tewari, *J. Hazard. Mater.*, 2007, **147**, 148–154.
- 2 M. Cichosz, U. Kielkowska, K. Skowron, Ł. Kiedzik, S. Łazarski, M. Szkudlarek, B. Kowalska and D. Żurawski, *Materials*, 2022, **15**, 4828.
- 3 D. A. Matthews, *Water, Air, Soil Pollut.*, 2003, **146**, 55–73.
- 4 S. Şener, *Chem. Eng. J.*, 2008, **138**, 207–214.
- 5 T. Kasikowski, R. Buczkowski and M. Cichosz, *Int. J. Prod. Econ.*, 2008, **112**, 971–984.
- 6 Q. Wang, J. Li, G. Yao, X. Zhu, S. Hu, J. Qiu, P. Chen and X. Lyu, *Constr. Build. Mater.*, 2020, **241**, 117994.
- 7 D. Xu, W. Ni, Q. Wang, C. Xu and K. Li, *J. Cleaner Prod.*, 2021, **307**, 127262.
- 8 Z. Zhang, C. Xie, Z. Sang and D. Li, *Sustainability*, 2022, **14**, 13661.
- 9 T. Kasikowski, R. Buczkowski, B. Dejewski, K. Peszyńska-Białczyk, E. Lemanowska and B. Igliński, *J. Cleaner Prod.*, 2004, **12**, 759–769.
- 10 X. Zhao, C. Liu, L. Wang, L. Zuo, Q. Zhu and W. Ma, *Cem. Concr. Compos.*, 2019, **98**, 125–136.
- 11 W. Guo, Z. Zhang, Z. Xu, J. Zhang, Y. Bai, Q. Zhao and Y. Qiu, *Constr. Build. Mater.*, 2022, **333**, 127352.
- 12 H. Gong, L. Zhao, X. Rui, J. Hu and N. Zhu, *J. Hazard. Mater.*, 2022, **432**, 128668.
- 13 C. Li, Y. Liang, L. Jiang, C. Zhang and Q. Wang, *Constr. Build. Mater.*, 2021, **300**, 123981.
- 14 Z. Wang, X. Lyu, G. Yao, P. Wu, J. Wang and J. Wei, *J. Cleaner Prod.*, 2020, **262**, 121345.
- 15 H. Wang, X. Zhao, H. Gao, T. Yuan and X. Zhang, *Constr. Build. Mater.*, 2023, **366**, 130214.
- 16 W. Qi, Q. Ren, Q. Zhao, Y. Feng, W. Qi, Y. Han and Y. Huang, *Constr. Build. Mater.*, 2022, **348**, 128594.
- 17 C. J. Ma, X. R. Zhang, L. Han and Y. W. Gou, *Shanxi Architecture*, 2019, **45**(14), 78–80.
- 18 S. Zhou, Y. Ling and J. Zhao, *J. Civ. Environ. Eng.*, 2012, **2**(1), 1–7.
- 19 Y. Yan, C. Chen, Q. Li, X. Sun and L. Wang, *Desalin. Water Treat.*, 2016, **57**, 20401–20410.
- 20 W. Yin, K. Zhang, S. Ouyang, X. Bai, W. Sun and J. Zhao, *Front. Earth Sci.*, 2021, **9**, 747675.
- 21 F. Zha, D. Pan, L. Xu, B. Kang, C. Yang and C. Chu, *Adv. Civ. Eng.*, 2018, 8595419.
- 22 F. Yan, X. Lina, T. Qi, Z. Junde and J. Bing, *IOP Conf. Ser.: Earth Environ. Sci.*, 2021, **811**, 012008.
- 23 J. Zhang and Q. Wang, *Int. J. Hydrogen Energy*, 2013, **38**, 13564–13571.
- 24 Q. Wang, J. Li, J. Zhang, P. Wu, X. Lyu, S. Hu, J. Qiu, X. Liu and H. Yu, *J. Cleaner Prod.*, 2021, **295**, 126433.
- 25 S. J. Wang, H. Bu, H. J. Chen, T. Hu, W. Z. Chen, J. H. Wu, H. J. Hu, M. Z. Lin, Y. Li and G. B. Jiang, *Chem. Eng. J.*, 2020, **399**, 125760.
- 26 Y. Yan, Y. Wang, X. Sun, J. Li, J. Shen, W. Han, X. Liu and L. Wang, *Appl. Surf. Sci.*, 2014, **317**, 946–954.
- 27 H. Chen, Y. Ai, Y. Jia, J. Li, M. Gu and M. Chen, *Sci. Total Environ.*, 2022, **843**, 157120.



- 28 G. Zhang, X. Li, Y. Li, T. Wu, D. Sun and F. Lu, *Desalination*, 2011, **274**, 255–261.
- 29 M. X. Zhu, L. Lee, H. H. Wang and Z. Wang, *J. Hazard. Mater.*, 2007, **149**, 735–741.
- 30 R. Gao, F. Li, Y. Li and T. Wu, *Chem. Eng. J.*, 2017, **309**, 513–521.
- 31 L. Cheng, L. Ye, D. Sun, T. Wu and Y. Li, *Chem. Eng. J.*, 2015, **264**, 672–680.
- 32 L. Liu, Z. Yang, W. Yang, W. Jiang, Q. Liao, M. Si and F. Zhao, *J. Environ. Sci.*, 2024, **139**, 23–33.
- 33 C. V. Mohod and J. D. Hote, *J. Res. Innovation Food Sci. Technol.*, 2013, **2**(7), 2992–2996.
- 34 F. Fu and Q. Wang, *J. Environ. Manage.*, 2011, **92**, 407–418.
- 35 S. Babel, *J. Hazard. Mater.*, 2003, **97**, 219–243.
- 36 Y. X. Zhang, T. Su, H. Y. Chen, Y. Zhang, Z. Geng, S. Y. Zhu, X. F. Xie, H. Zhang, Y. D. Gao and Y. Huo, *Environ. Res.*, 2023, **216**, 114462.
- 37 Y. Fei and Y. H. Hu, *Chemosphere*, 2023, **335**, 139077.
- 38 J. He, C. S. Li, X. W. Wang, W. G. Sun and N. Mi, *Acta Sedimentol. Sin.*, 2003, (3), 500–505.
- 39 X. Cao, J. C. Sun, C. J. Jing, Y. Gao, Y. Liuang and X. H. Long, *Shangdong Sci*, 2009, **22**(6), 17–20.
- 40 Z. Liu, T. A. Khan, M. A. Islam and U. Tabrez, *Bioresour. Technol.*, 2022, **354**, 127168.
- 41 Y. Tu, G. Shao, W. Zhang, J. Chen, Y. Qu, F. Zhang, S. Tian, Z. Zhou and Z. Ren, *Sci. Total Environ.*, 2022, **828**, 154390.
- 42 S. Netpradit, P. Thiravetyan and S. Towprayoon, *Water Res.*, 2003, **37**, 763–772.
- 43 B. Nandi, A. Goswami and M. Purkait, *Appl. Clay Sci.*, 2009, **42**, 583–590.
- 44 X. Pan, M. Zhang, H. Liu, S. Ouyang, N. Ding and P. Zhang, *Appl. Surf. Sci.*, 2020, **522**, 146370.
- 45 L. Xu and J. Chen, *Pollut. Control Technol.*, 2015, **28**(1), 8.
- 46 T. Wu, D. J. Sun, Y. J. Li and G. C. Zhang, *Adv. Mater. Res.*, 2011, **356–360**, 1570–1574.
- 47 F. Li, L. Ye, Y. Li and T. Wu, *RSC Adv.*, 2016, **6**, 31092–31100.
- 48 P. Cheng, Y. Liu, L. Yang, Q. Ren, X. Wang, Y. Chi, H. Yuan, S. Wang and Y. X. Ren, *J. Environ. Chem. Eng.*, 2023, **11**, 109377.
- 49 Y. Yan, X. Sun, F. Ma, J. Li, J. Shen, W. Han, X. Liu and L. Wang, *J. Environ. Sci.*, 2014, **26**, 970–980.
- 50 Y. Yan, X. Sun, F. Ma, J. Li, J. Shen, W. Han, X. Liu and L. Wang, *J. Taiwan Inst. Chem. Eng.*, 2014, **45**, 1709–1716.
- 51 Q. Wang, Y. R. Song, H. Z. Guo, B. F. Zhang, T. Yu and P. Yuan, *Non-Met. Mines*, 2022, **45**(3), 76–81.
- 52 D. Yue, B. Han, Y. Sun and T. Yang, *Waste Manage.*, 2014, **34**, 1041–1044.
- 53 X. Zhang, L. Zhang, S. Liu, X. Zhu, P. Zhou, X. Cheng, R. Zhang, L. Zhang and L. Chen, *J. Hazard. Mater.*, 2022, **423**, 127179.
- 54 B. J. Wang, X. R. Geng and Z. H. Liu, *Soda Ind.*, 2015, (6), 12–15.
- 55 X. F. Wang, F. Wang, G. J. Lu, J. Y. Huang, F. Zhang, Y. T. Feng and Y. Y. Liu, *Res. Environ. Sci.*, 2018, **31**(9), 6.
- 56 R. L. Bing, Y. H. Lian and Y. Y. Wang, *Environ. Sci. Technol.*, 2006, **029**(7), 21–22, 25.
- 57 Y. L. Ma and Y. F. Bai, *Chin. J. Environ. Eng.*, 2001, **2**(5), 74–80.
- 58 L. J. Yang, *Master degree Thesis*, Beijing University of Chemical Technology, 2020.
- 59 C. Belviso, *Processes*, 2020, **8**, 820.
- 60 S. Khalid, M. Shahid, N. K. Niazi, B. Murtaza, I. Bibi and C. Dumat, *J. Geochem. Explor.*, 2017, **182**, 247–268.
- 61 L. Shi and H. Luo, *Trans. Nonferrous Met. Soc. China*, 2009, **19**, 1383–1388.
- 62 J. Y. Li, N. Wang, R. K. Xu and D. Tiwari, *Pedosphere*, 2010, **20**, 645–654.
- 63 Z. H. Huang, *Soda Ind.*, 2009, (1), 1005–8370.
- 64 Y. Yan, F. Qi, B. Seshadri, Y. Xu, J. Hou, Y. S. Ok, X. Dong, Q. Li, X. Sun, L. Wang and N. Bolan, *Chemosphere*, 2016, **162**, 315–323.
- 65 J. Liu, F. Zha, L. Xu, B. Kang, C. Yang, Q. Feng, W. Zhang and J. Zhang, *Cold Reg. Sci. Technol.*, 2020, **172**, 102992.
- 66 L. Wei, Y. Huang, L. Huang, Q. Huang, Y. Li, X. Li, S. Yang, C. Liu and Z. Liu, *Agric., Ecosyst. Environ.*, 2021, **306**, 107198.
- 67 F. Zha, H. Wang, L. Xu, C. Yang, B. Kang, C. Chu, Y. Deng and X. Tan, *Environ. Earth Sci.*, 2020, **79**, 230.
- 68 J. Liu, F. Zha, L. Xu, Y. Deng and C. Chu, in *Proceedings of GeoShanghai 2018 International Conference: Geoenvironment and Geohazard*, ed. A. Farid and H. Chen, Springer Singapore, Singapore, 2018, pp. 442–449.
- 69 X. An, D. Zuo, F. Wang and C. Liang, *Environ. Earth Sci.*, 2022, **81**, 508.
- 70 K. E. Giller, E. Witter and S. P. McGrath, *Soil Boil. Biochem.*, 2009, **41**, 2031–2037.
- 71 D. Adamczyk-Szabela, J. Markiewicz and W. M. Wolf, *Water, Air, Soil Pollut.*, 2015, **226**, 106.
- 72 J. Ma, N. Yan, M. Zhang, J. Liu, X. Bai and Y. Wang, *Sustainability*, 2020, **12**, 5852.
- 73 M. Yousuf, A. Mollah, R. K. Vempati, T.-C. Lin and D. L. Cocke, *Waste Manage.*, 1995, **15**, 137–148.
- 74 L. Calgaro, S. Contessi, A. Bonetto, E. Badetti, G. Ferrari, G. Artioli and A. Marcomini, *J. Soils Sediments*, 2021, **21**, 1755–1768.
- 75 Y. Chen, C. Zhu, Y. Sun, H. Duan, W. Ye and D. Wu, *J. Radioanal. Nucl. Chem.*, 2012, **292**, 1339–1347.
- 76 J. Li, Q. Xue, P. Wang, Z. Li and Y. Du, *Environ. Prog. Sustainable Energy*, 2015, **34**, 957–963.
- 77 X. Wang, X. Yan and X. Li, *J. Integr. Agr.*, 2020, **19**, 601–611.
- 78 Y. Sun, X. Chi and X. Yang, in *3rd International Conference on Bioinformatics and Biomedical Engineering*, IEEE, Beijing, China, 2009, pp. 1–6.
- 79 H. Xiang, Z. Yang, X. Min, Y. Liang, C. Peng, X. Liu, R. Yuan, Q. Wang and F. Zhao, *Hydrometallurgy*, 2023, **221**, 106121.
- 80 L. Liu, Z. Yang, F. Zhao, Z. Chai, W. Yang, H. Xiang, Q. Liao, M. Si and Z. Lin, *Chem. Eng. J.*, 2023, **471**, 144758.
- 81 J. He, X. Shi, Z. Li, L. Zhang, X. Feng and L. Zhou, *Constr. Build. Mater.*, 2020, **242**, 118126.
- 82 R. Machado and R. Serralheiro, *Horticulturae*, 2017, **3**, 30.
- 83 Q. Jiang, Y. He, Y. Wu, B. Dian, J. Zhang, T. Li and M. Jiang, *Environ. Pollut.*, 2022, **312**, 120094.

