

Cite this: *Polym. Chem.*, 2021, **12**, 6515

## Recent advances in the preparation of semifluorinated polymers

Joseph A. Jaye and Ellen M. Sletten \*

Synthesis of semifluorinated polymers containing fluorine groups on the backbone or as side chains is an increasingly popular field of research. Introduction of fluorine in polymers offers many potential benefits such as decreased surface energy, modification of thermal properties, and enhanced self-assembly. Preparation of novel semifluorinated polymers offers an interesting challenge, as fluorine monomers are less common, often need to be synthesized, and can have different reactivities than their hydrocarbon analogues. Alternatively, polymers can be fluorinated as a post-polymerization modification, however achieving a balance between fluorination and polymer degradation remains a challenge. In this mini-review, we will explore recent methods in the post-polymerization fluorination of commodity polymers as well as the polymerization of less common fluorine monomers.

Received 29th July 2021,  
Accepted 7th October 2021

DOI: 10.1039/d1py01024g

rsc.li/polymers

### Introduction

Fluorinated polymers have widespread utility as a result of the high chemical and thermal stability imparted by the C–F bond.<sup>1–8</sup> In addition, C–F bonds bestow other beneficial properties on materials such as decreased surface energies and increased phase-separation in both solution and solid states.<sup>9–16</sup> This can be observed with the comparison between high density polyethylene (HDPE, **1**), poly(vinylidene difluoride) (PVDF, **2**), and the most widely produced fluoropolymer, poly(tetrafluoroethylene, **3**), better known as Teflon™ (Fig. 1A). With increasing weight percent fluorine (wt% fluorine), melting point and decomposition temperature are increased.<sup>8,17–19</sup> Water contact angle also increases from HDPE to PTFE due to the extreme hydrophobicity of perfluorocarbons; however, the dipoles within PVDF prevent the same trend between contact angle and wt% fluorine.<sup>11,12,14</sup> As a result of the unique properties imparted by fluorine, fluorinated polymers have been incorporated into materials such as electronics, weatherable clothing, non-stick pans, dental floss, and insulators.<sup>6,20–22</sup>

Although an essential component to many modern-day devices, PTFE has some significant drawbacks. The high crystallinity of the polymer, coupled with its aversion to organic and fluorine solvents, have made it difficult to process into advanced materials.<sup>23–25</sup> Furthermore, its monomer, tetrafluoroethylene, is an explosive and toxic gas.<sup>26–28</sup> Due to emulsion polymerization being standard for the production of fluoropolymers, fluorinated surfactants are required to

achieve maximum molar mass. These fluorinated surfactants have received intense scrutiny for their toxicity and bioaccumulation,<sup>29–32</sup> leading to an expanding field of research in perfluoroalkylated substance (PFAS) remediation.<sup>33–35</sup> The processability and safety challenges apparent with PTFE are also encountered in other commercial fluoropolymers with tetrafluoroethylene-derived monomers.<sup>22,36</sup>

Alternative polymerization methods are necessary to overcome the long-standing issues in the preparation of fluorinated polymers. There has been significant progress towards the controlled polymerization of vinylidene difluoride, yielding semifluorinated polymers with improved compositional control.<sup>37–40</sup> After tetrafluoroethylene and vinylidene fluoride, two common monomers to obtain (semi)fluorinated polymers are fluorinated acrylates<sup>41,42</sup> and styrenes.<sup>43–45</sup> Other routes include polymerization of perfluorovinyl ethers *via* a [2 + 2] cycloaddition to give poly(perfluorocyclobutyl) ethers or use of fluorine diols and isocyanate monomers to generate fluorinated polyurethanes. These methodologies have already been discussed in detail in recent reviews,<sup>23,46</sup> and will not be covered here. Inorganic fluoropolymers such as those containing phosphorus and silicon have also been previously highlighted<sup>47,48</sup> and are beyond the scope of this review. In recent years, there have been multiple extensive reviews on perfluorinated and semi-fluorinated polymers for biomedical and commercial purposes, all with a heavy emphasis on the polymerization of fluorine olefins,<sup>7,22,49–51</sup> as well as a review summarizing the solution self-assembly of an array of fluoropolymers.<sup>15</sup>

Here we highlight two more recent approaches to the creation of semifluorinated polymers: post-polymerization fluorination of commodity polymers (Fig. 1B) and the polymerization of new fluorinated monomers (Fig. 1C). The first

Department of Chemistry and Biochemistry, University of California, Los Angeles, California 90095, USA. E-mail: Sletten@chem.ucla.edu



**Fig. 1** Overview of development of fluoropolymers. (A) Comparison of thermal properties and surface energies of commercial polymers. (B) Non-selective post-polymerization fluorination of polymers and the process of “upcycling” commercial polymers. (C) Architecture control of fluorinated polymers through copolymerization of fluorinated and non-fluorinated monomers.

approach leverages new chemistries for installation of perfluorocarbons. Imparting unique, advanced properties into common industrial polymers has been termed “upcycling”. Upcycling has the advantage of widespread availability of a polymer starting material but lacks homogeneity in the final materials. To create defined semifluorinated polymers, new fluorinated monomers with unique reactivity are necessary to overcome the explosive nature of tetrafluoroethylene and complement fluorinated styrene, acrylate, and vinyl ether monomers. We cover the recent additions of fluorinated lactide, oxazoline, norbornene, and diiodoperfluoroalkane monomers to create an array of semifluorinated polymers with pendant perfluorinated chains and/or perfluorination installed directly in the backbone. The new monomers allow for more precise control of polymer physical properties and architectures with the trade-off of generally higher cost of synthesis.

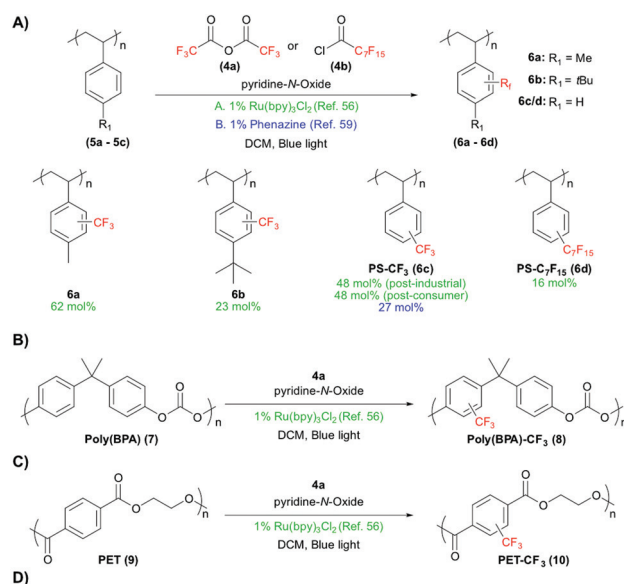
## Post-polymerization fluorination of commodity polymers

### Post-polymerization fluorination of aromatic group-containing polymers

Commercial polymers containing an aromatic ring, such as polystyrenes (5a–5c), numerous polycarbonates (7), and poly

(ethylene terephthalate) (9) (Fig. 2A–C), make up a significant portion of plastics. The ability to tune the properties of these polymers is of great interest due to their overwhelming availability, either as freshly produced polymer or from recycling feedstocks. Specific interest is in increasing thermal stability, chemical resistance, water repulsion, and/or processability. Post-polymerization fluorination represents avenues to improve the properties of, *i.e.* upcycle, commercial polymers.

The fluorination of polystyrene was originally studied by Margrave and Lagow in 1974, by exposure of finely powdered polystyrene to fluorine gas.<sup>52</sup> Through elemental analysis and IR spectroscopy of the resulting polymer, it was theorized that



**Fig. 2** Trifluoromethylation of various aromatic containing commercial polymers and the resulting polymer properties. (A) Fluorination of polystyrene and polystyrene derivatives (5a–5c) to give fluorinated styrenes (6a–6d). Trifluoromethylation via ruthenium catalyst (green text) was slightly more efficient than via phenazine organic photocatalyst (blue text). Reproduced from ref. 56 with permission from the Royal Society of Chemistry, Copyright 2019. (B) Fluorination of poly(BPA) (7) to give fluorinated poly(BPA) (8). (C) Fluorination of poly(ethylene terephthalate) (9) to give fluorinated PET (10). (D) A table summarizing thermal properties of polymers as well as surface energy through contact angle measurement against water.

perfluorination had been achieved. The perfluorinated polystyrene was significantly more thermally stable than the parent polystyrene, with degradation temperature increasing to 175–250 °C from 120 °C in an atmosphere of air. Although fluorination could be achieved, highly toxic and corrosive fluorine gas was used as a fluorine source, and further characterization was limited, leaving questions regarding chain scission or crosslinking events. Following this report, perfluoroalkylation of the aromatic groups in poly( $\alpha$ -methyl styrene) and poly(phenyl methacrylate) were observed by Shuyama in 1985. Treatment of these aromatic polymers with (perfluoroalkyl) phenyliodonium trifluoromethylsulfonates allowed 14–74% of repeat units to be modified, with polymer scission also observed.<sup>53</sup> This work was expanded by Zhao and coworkers in 1996 through the reaction of polystyrene with perfluorodiacyl peroxides.<sup>54</sup> Finally, Sawada and coworkers studied the trifluoromethylation of polystyrene, poly(diphenylacetylene), and poly(2,6-dimethyl-*p*-phenylene oxide) utilizing similar chemistry in 2001.<sup>55</sup> Trifluoromethylation was successful on all polymers, with 16–100% of aromatic repeat units being modified. As previously observed, contact angle increased with higher levels of fluorination, but size exclusion chromatography (SEC) analysis showed increased dispersity of the polymers, indicative of possible polymer scission or cross-linking events.

After a modest gap in research, Leibfarth and coworkers have recently developed a photocatalytic method towards the fluorination of aromatic moieties in polymer chains (Fig. 2A).<sup>56</sup> Through use of a ruthenium catalyst and pyridine-*N*-oxide oxidant, aromatic rings could be fluorinated *via* radicals generated from trifluoroacetic anhydride (**4a**), or other fluorous anhydrides. Fluorous acyl chloride (**4b**) could be used for C<sub>7</sub>F<sub>15</sub> addition (Fig. 2A). The degree of fluorination could be controlled through the equivalents of fluorinating agent, with multiple polystyrene derivatives (**5a–c**, Fig. 2A), poly(bisphenol A carbonate) (**7**, Fig. 2B), and poly(ethylene terephthalate) (**9**, Fig. 2C) all being successfully modified to give fluorinated analogues **6a–6d**, **8**, and **10**. Polystyrene could be modified with 20–110 fluorous groups per 100 styrene repeating units. In contrast to older reports, polymer dispersity was not significantly affected by fluorination. In most cases, degradation temperature ( $T_d$ ) remained similar between starting polymer and fluorinated polymer, with a lowering of the glass transition temperature ( $T_g$ ) (Fig. 2D, table entries 1–7).<sup>57,58</sup> The introduction of fluorous character was assayed by the wettability of the polymer films. The authors found that the contact angle of water increased with increasing levels of fluorination and length of fluorous chain (Fig. 2D, table entries 1–3). Soon after this report, a similar transformation was successful with a phenazine organic photocatalyst, albeit with a slightly lower fluorination efficiency (Fig. 2A, blue text).<sup>59</sup>

#### Post-polymerization fluorination of poly(ether ether ketones)

Semi-crystalline aromatic poly(ether ether ketones) are produced on an industrial scale as high-performance thermoplas-

tics. Containing both aromatic rings and electrophilic carbonyls, these polymer scaffolds have attracted attention for post-polymerization modification in bulk and on surface level films.<sup>60</sup> Although the synthesis of fluorine containing poly(ether ether ketones) has been investigated,<sup>61,62</sup> there are few cases of post-polymerization fluorination. In 1995, Badyal and Hopkins studied the fluorination of poly(ether ether ketone) (PEEK) through the use of CF<sub>4</sub> plasma.<sup>63</sup> Elemental analysis provided evidence of high levels of fluorination, but further polymer analysis was not performed. Noiset and coworkers also reported surface level fluorination of PEEK through reduction of polymer ketones to alcohols with subsequent fluorination *via* diethylaminosulfur trifluoride in 1997.<sup>64</sup> Most recently, Liu and coworkers have developed methods for surface level fluorination of PEEK *via* activation with argon plasma, followed by treatment with aqueous HF.<sup>65</sup> Fluorinated PEEK was shown to be a promising polymer for biomedical inserts.

Building from the work performed by the Liu group, Colquhoun and coworkers adapted small molecule chemistry for the trifluoromethylation of poly(ether ether ketone) **11** in solution phase (Fig. 3A).<sup>66,67</sup> Following generation of a trifluoromethyl anion, nucleophilic addition occurred quantitatively at the carbonyl sites in the polymer backbone. Subsequent alcohol deprotection gave quaternary carbons containing both the hydrophobic trifluoromethyl group and the hydrophilic alcohol on polymer **12**. Having amphiphilic functionality allowed for polymer dissolution in methanol and ethanol while retaining similar physical and surface properties of the original THF-soluble polymer. Similar to the modification of polystyrene, the glass transition temperature was lowered with trifluoromethylation (Fig. 3D, entries 1–2). The degradation temperature was also lowered, likely due to the presence of labile benzylic alcohol groups.

#### Post-polymerization fluorination of polydienes

Polydienes represent another important class of commercial polymers, with polybutadiene and polyisoprene being the hallmark members of this family. The polydienes contain units of unsaturation in the polymer chain or incorporation of an allyl side group, which are convenient handles for direct functionalization of the polymer. Like polystyrene, original attempts of fluorination required fluorine gas. Two research groups used F<sub>2</sub> to fluorinate either polyisoprene or poly(sulfone-butadiene) copolymers in 1995, although further characterization of the polymers was limited.<sup>63,68</sup> In 1998, Hillmyer and coworkers introduced a mild fluorination technique from a fluorous carbene generated through hexafluoropropylene oxide as a fluorine source.<sup>69–71</sup> Quantitative fluorination could be achieved on polyisoprene, polybutadiene, and polydimethylbutadiene. In all cases,  $T_d$  was slightly lowered due to the incorporation of labile *gem*-difluorocyclopropane moiety, but  $T_g$  was significantly increased, as well as the water contact angle. Further work by the Hillmyer group in 2001 led to addition of a perfluoroalkyl iodide to polydienes,<sup>72</sup> showing similar thermal and contact angle changes as their previous



**Fig. 3** Post-polymerization modifications of commercial polymers. (A) Synthetic scheme showing trifluoromethylation of the electrophilic ketone of a synthesized poly(ether ether ketone) (11), followed by desilylation to give the fluorinated polymer (12). (B) Addition of fluororous groups to a statistical copolymer of polystyrene and polyisoprene (13) via triazolinones (14a and 14b) giving a mixture of isomers on polymers 15a and 15b. (C) Addition of fluorinated ester 17 to polyisoprene 16 giving a mixture of regioisomers on fluororous polymer 18. (D) A table summarizing thermal properties of polymers as well as surface energy through contact angle measurement against water.

report. The addition of fluororous carbenes has also been applied to poly(1,3-cyclohexadiene) by Mays and coworkers in 2008.<sup>73</sup>

Since these seminal reports, there has been a resurgence in the addition of fluororous groups to polydienes. Barner-Kowollik and coworkers applied multi-component reactions for the addition of bromide and an alcohol across the double bond of polydienes using *N*-bromosuccinimide (NBS) and a perfluoroaryl acid in THF.<sup>74</sup> Quantitative loss of olefin was reported, and further post-polymerization modifications could be performed on the alkyl bromide, such as displacement by sodium azide.

Du Prez and coworkers have also adapted a method for polydiene (13) functionalization *via* triazolinones (Fig. 3B).<sup>75</sup> Fluororous triazolinones (14a, 14b) could be synthesized in three steps from an amine, and upon mixing with

poly(styrene-isoprene-styrene) block copolymer, fluorination was achieved in as little as 10 minutes. When a long fluororous chain was used, 15a was observed with 34% efficiency. In the case of a perfluorinated aryl moiety, 15b was generated with 99% efficiency. The level of fluorination could be tuned through the percent of 14a or 14b in the reaction mixture, and as seen with previous cases, fluorination of the polymer greatly increased the static contact angle against water (Fig. 3D, entries 3–5). In this study, the thermal properties were not recorded so comments cannot be made on the variation of the  $T_d$  or  $T_g$ .

Most recently, Tsarevsky and coworkers have modified polyisoprene (16) through various techniques utilizing hypervalent iodine compounds with fluorine-containing ligands (Fig. 3C).<sup>76</sup> Fluoride atoms, trifluoromethyl groups, and fluorinated esters could be added concurrently with halides. Specifically, the addition of fluororous esters alpha to an alkyl iodide was accomplished through reaction of 16 with hypervalent iodine intermediate 17. The fluorinated polymer (18) had significantly increased contact angle of water, but the electrophilic fluororous esters and alkyl iodide lowered the thermal stability of the polymer (Fig. 3D, entries 6 and 7).

## Synthesis of fluororous polymers through fluorinated monomers

### Uncontrolled polymerization of monomers with fluororous sidechains

While upcycling and post-polymerization fluorination approaches are able to alter the bulk properties of a material, fine control over the chemical composition remains poor. Although not having the same widespread availability as commercial polymers for fluorination, there is increased interest in the development of new fluoropolymer scaffolds, with control over the monomer composition for tuning of fluorination and bulk polymer properties. With PTFE and its derivative polymers being highly crystalline and insoluble, there has been development of alkenes containing longer fluoroalkyl chains. By the addition of bulky fluoroalkyl chains, crystallinity can be lowered giving a more easily processed polymer.<sup>36</sup> In particular, perfluorohexylethylene (PFHE, 19b, Fig. 4A) is of interest due to the long hexyl chain. Although resistant to homopolymerization, PFHE was successfully copolymerized with non-fluorous olefins such as vinyl acetate (Vac, 19a, Fig. 1A) in 1985 giving polymer 20. This copolymerization was further studied by Sen and Borkar *via* free and controlled radical polymerization, along with copolymerization of PFHE with methyl methacrylate *via* atom transfer radical polymerization (ATRP) in 2005.<sup>77,78</sup> A patent was granted for the copolymerization of PFHE with tetrafluoroethylene for the development of fluororous membranes and films in 2009, due to its potential as an alternative to Teflon-AF.<sup>79</sup>

Most recently, Detrembleur and coworkers have optimized a cobalt mediated radical copolymerization of PFHE and Vac



**Fig. 4** Use of fluoroalkyl alkenes to give semi-fluorinated polymers. (A) Top: Copolymerization of perfluorohexylethylene (PFHE, **19a**) and vinyl acetate (Vac, **19b**) to give polymer **20** with subsequent hydrolysis of acetate giving polymer **21**.  $R = (\text{VAc})_m - \text{C}(\text{CH}_3)(\text{CN})\text{CH}_2\text{C}(\text{CH}_3)_2\text{OCH}_3$ . Bottom: TEM images of polymers **20** and **21** demonstrating increased polymer aggregation with generation of alcohol functionalities. Reproduced from ref. 80 with permission from the American Chemical Society, Copyright 2017. (B) Copolymerization of ethylene (**22a**) with fluorinated norbornenes (FNB, **23a** or **23b**) to give polymer **24a** or **24b**. (C) Step-growth polymerization of fluorinated acetylenecarboxylate **25** with dithiol **26** to give polymer **27**. Representative dithiol shown, extended alkyl, ether, and aromatic containing dithiols were also demonstrated. (D) Table of polymer properties comparing homopolymers to those containing fluoroalkyl side chains.

(Fig. 4A, top).<sup>80</sup> PFHE could be incorporated into the copolymer in up to 49 mol% of the statistical mixture with low dispersity. As the ratio of PFHE monomer was increased there was also an increase in dispersity of the resultant polymer (Fig. 4D, table entries 2 and 3). As predicted, increasing the fluoroalkyl monomer feed decreased the  $T_g$  of the polymer, but the thermal stability was improved (Fig. 4D, table entries 1–3). Contact angles of the polymers were not measured in this study, but it had been previously observed that the incorporation of perfluorohexyl chain in PVAc increased water contact angle to  $104^{\circ}$ ,<sup>78</sup> while perfluorooctyl and perfluorodecyl groups gave increases to  $111^{\circ}$  and  $114^{\circ}$ , respectively.

The poly(PFHE-*stat*-VAc) copolymer, **20**, could be further modified through hydrolysis with a strong acid with full conversion from ester to alcohol giving poly(PFHE-*stat*-VA) copolymers, **21**. TEM images display increased aggregation of **21** when compared to **20**, likely due to the hydrogen bonding of the alcohol generated upon hydrolysis of the acetate groups (Fig. 4A, bottom).

Another strategy for fluorine incorporation in polymers is to separate the reactive monomer functionality from the fluororous group to preserve monomer reactivity. The Cai and Tang groups have independently developed methods for the copolymerization of ethylene (**22a**) and fluorinated norbornenes (FNB) **23a** or **23b** as a statistical copolymer, **24a** or **24b**, respectively (Fig. 4B).<sup>81,82</sup> Both groups utilized titanium and MMAO catalysts, with reaction times between two and fifteen minutes. Fluorous norbornene incorporation could be varied between 1 and 5 mol%. In both reports, the degradation temperatures ( $T_d$ ) of the copolymers were unchanged by fluororous chain addition (Fig. 4D, table entries 4–6), while the melting points ( $T_m$ ) were decreased with increasing fluororous chain incorporation. The Cai group also demonstrated enhanced mechanical properties (increased % elongation at break) with the addition of the fluororous chains.

Towards a new scaffold, a step-growth polymerization between a trifluoromethyl acetylenecarboxylate (**25**) and dithiol (**26**) was presented by Durmaz and coworkers (Fig. 4C).<sup>83</sup> Trifluoromethyl containing polythioether (**27**), as well as other alkyl, ether, or aromatic containing polythioethers, could be easily synthesized at room temperature with polymer of moderate molar mass being generated in as little as one minute (Fig. 4D, entry 7). The thermal properties of these polymers could be readily modified through dithiol selection, although contact angle of water remained consistent across all polymer films due to preservation of the trifluoromethyl group.

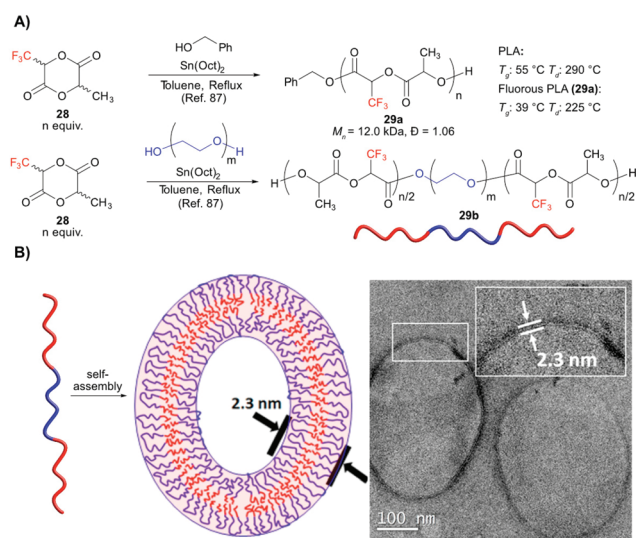
### Controlled polymerization of monomers with fluororous side chains

While uncontrolled polymerizations of fluorinated monomers are adequate to control the overall wt% fluorine within a polymer, fine control over the polymer architecture remains poor. In many instances, defined architectures that allow for self-assembled structures or uniform surface coverage are desirable. For these applications, controlled polymerization are ideal. Fluoropolymers with a controlled architecture can be prepared using fluorinated acrylate monomers in standard RAFT and ATRP polymerization, providing fluorinated poly(acrylate)s which have been the subject of previous reviews.<sup>41,42</sup> Here we highlight the controlled or living polymerization of alternative fluororous monomers, including lactides, oxazolines, and acetylenes.

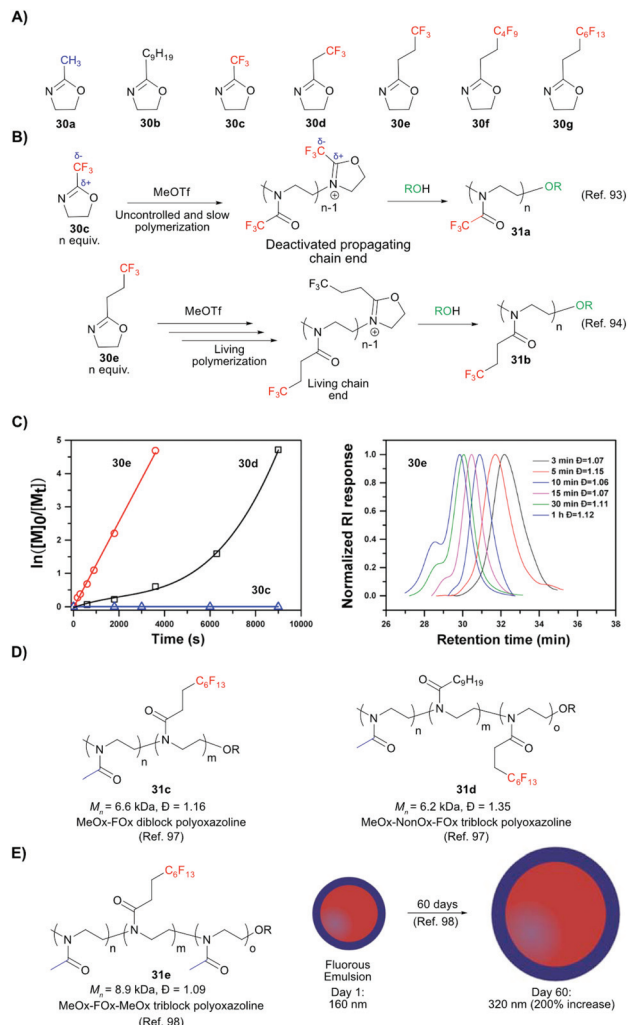
Poly(lactides) can be formed through a controlled ring-opening polymerization from natural monomers. Their biocompatibility and biodegradability have rendered them popular biomaterials.<sup>84</sup> Methods to tune both the degradation properties as well as the glass transition temperature have prompted the introduction of fluorinated monomers.<sup>85</sup> In

1998, McKie and coworkers prepared the first poly(trifluoromethyl lactic acid).<sup>86</sup> Twenty years later, Boydston and coworkers revisited trifluoromethylated poly(lactide) and prepared trifluoromethyl lactide monomer **28** (Fig. 5A, top scheme).<sup>87</sup> Using a tin catalyst and benzyl alcohol as an initiator, a trifluoromethyl poly(lactide) (PLA) could be synthesized with excellent conversion and low dispersity (**29a**). Both the  $T_g$  and  $T_d$  were lowered by the trifluoromethylation of lactide monomer, consistent with other fluorinated polymers. When poly(ethylene glycol) (PEG) was used as an initiator (Fig. 5A, bottom scheme), triblock copolymer (**29b**) with controlled block lengths could be synthesized. In water, polymer **29b** self-assembled into vesicles with  $\sim 300$  nm diameter with a 2.3 nm polymer shell (Fig. 5B). The methods reported by Boydston and coworkers, to prepare fluorinated poly(lactide)s have been reproduced by others where contact angle and protein adsorption have been characterized.<sup>88</sup> The contact angle of fluorinated PLA **29a**, synthesized by Ratner and coworkers, was significantly increased to  $88^\circ$  in comparison to  $70^\circ$  from standard PLA. It was also demonstrated that fluorinated PLA has a higher rate of protein adsorption which is hypothesized to improve thromboresistance, a promising property for the application of these materials.

Poly(oxazoline)s are another polymer scaffold with growing biomaterials interests that are obtained through a controlled ring opening polymerization.<sup>89,90</sup> While it is poly(methyl-2-oxazoline) and poly(ethyl-2-oxazoline) that have garnered the most attention as poly(ethylene glycol) replacements,<sup>91</sup> the polymerization of hydrophilic, hydrophobic and fluorinated oxazoline monomers (**30a–g**, Fig. 6A) allows for the creation of amphi-



**Fig. 5** Synthesis and self-assembly of polylactide copolymers. (A) Top: Homopolymerization of trifluoromethyl lactide monomer **28** resulting in polymer **29a**. Bottom: Polymerization of trifluoromethyl lactide **28** with bifunctional poly(ethylene glycol) (PEG) to give ABA block copolymer **29b**. (B) Self-assembly of fluorinated lactide ABA block copolymer **29b** in water. Reproduced from ref. 87 with permission from the American Chemical Society, Copyright 2018.



**Fig. 6** Oxazoline monomers, polymers, and materials. (A) Select hydrophilic, hydrophobic, and fluorophilic oxazoline monomers **30a–g**. (B) Comparison of the polymerization of oxazolines with fluorinated groups directly attached to the oxazoline scaffold (**30c**) vs. those with an ethyl spacer (**30e**). (C) Left: Comparison of polymerization kinetics between fluorinated oxazoline monomers containing different alkyl spacers between the fluorinated group and oxazoline heterocycle (**30c–e**). Right: Size exclusion chromatography (SEC) traces of the **30e** homopolymer demonstrating low dispersity. Reproduced from ref. 96 with permission from the American Chemical Society, Copyright 2018. (D) Di- and triblock copolymers (**31c** and **31d**) synthesized from methyl, alkyl, or fluorinated oxazoline monomers. (E) Triblock polyoxazoline **31e** and the stability of the fluorinated emulsions generated from it.

philes and the tuning of the thermoresponsive behaviour.<sup>92</sup> Although the polymerization of oxazolines has been known since 1966, incorporation of a fluorinated group on the oxazoline scaffold (**30c**) was not performed until 1988 by Saegusa and coworkers (Fig. 6A).<sup>93</sup> In this study, it was found that the electron withdrawing nature of the fluorinated group greatly hampered polymerization kinetics, with most conditions only providing oligomeric product **31a** (Fig. 6B, top). Shortly after, Sogah and coworkers found that addition of an ethyl spacer between the oxazoline heterocycle and fluorinated group (**30e**) greatly

improved polymerization giving **31b** (Fig. 6B, bottom).<sup>94</sup> Building from this finding, Papadakis and coworkers synthesized the first hydrophilic/fluorous block copolymers using oxazoline monomers **30a** and **30f** and observed micelle formation in an aqueous environment.<sup>95</sup> They found that the fluorous core formed an elongated micelle in comparison to the spherical micelle formed from a lipophilic core (synthesized from **30a** and **30b**), demonstrating that incorporation of fluorine has a unique effect on self-assembly likely, a due to the increased rigidity of perfluoroalkyl chains.

To better understand the effect of fluorine on oxazoline polymerization, the Hoogenboom group has thoroughly studied the addition of alkyl spacers between the oxazoline heterocycle and fluorous group (Fig. 6C, left).<sup>96</sup> The polymerization rates of 2-trifluoromethyl-2-oxazoline (**30c**), 2-(2,2,2-trifluoroethyl)-2-oxazoline (**30d**), and 2-(2,2,2-trifluoropropyl)-2-oxazoline (**30e**) monomers were compared. It was found that when 2-trifluoromethyl-2-oxazoline was used as a monomer, very little polymerization occurred (Fig. 6C, left, blue line). Alternatively, the use of a methyl spacer allowed for polymerization, but the robust living kinetics of CROP were not observed (Fig. 6C, left, black line). Extending to an ethyl spacer provided enough of a shield from the electron-withdrawing nature of the fluorous group that polymerization proceeded readily with living kinetics, yielding polymers with a dispersity under 1.2 (Fig. 6C, left, red line, and Fig. 6C, right). Hydrophilic-fluorophilic diblock and hydrophilic-lipophilic-fluorophilic triblock polymers could be prepared, with morphology being observed *via* TEM. In efforts to increase the fluorous content of the poly(2-oxazolines), the ethyl spacer was retained and a longer perfluorohexyl group was appended in place of the trifluoromethyl group (oxazoline **30g**) to give polymers **31c** and **31d**.<sup>97</sup> Reaction kinetics were comparable for **30e** and **30g**, allowing highly fluorinated di and tri block copolymers to be prepared through similar methodology (Fig. 6D). Notably, polymer **31d** was found to self-assemble in both water and DMSO, with DMSO self-assembly only successful when a fluorinated block was present. We have employed a similar fluorinated oxazoline monomer to prepare custom, functionalizable amphiphiles for the stabilization of perfluorocarbon nanoemulsions (Fig. 6E). The incorporation of fluorous character into the amphiphile (polymer **31e**) lead to more stable nanoemulsions over sixty days, as compared to a hydrocarbon variant.<sup>98</sup>

#### Other controlled polymerizations to achieve polymers with pendant fluorous chains

Seki and coworkers have studied the self assembly of low dispersity, unsymmetrical, alkyl-fluoroalkyl side chain containing polyacetylenes.<sup>99</sup> Living cyclopolymerization of functional diynes gave a mixture of *cis* and *trans* olefins in the polymer backbone, forming predominantly coil architectures. Photoisomerization of the olefin isomers yielded a *trans*-rich polymer backbone, which transitioned to a rod assembly. It was found that fluorinated polyacetylenes self-assembled further into aggregated rods upon cooling, whereas no further assembly was observed on the hydrocarbon analog. Ihara and

coworkers have recently developed a palladium initiated polymerization of fluoroalkyldiazo acetates.<sup>100</sup> This polymerization led to poly(substituted methylene)s of modest molar mass, which could be quantitatively modified through reactions with primary amines.

#### Synthesis of polymers with a fluorinated backbone

An important distinction of semi-fluorinated polymers is between those containing fluorous side chains or fluorous backbones. Thus far, we have highlighted incorporation of fluorous character onto the side chains. While there are many commercial polymers with fluorine installed directly on the backbone, most are derived from fluorinated olefins which have significant safety concerns.<sup>26–28</sup> Other approaches to incorporate fluorine directly into the backbone are the use of telechelic functional poly(perfluoroethers) or leveraging difunctional perfluorinated monomers. The former approach has been recently reviewed by Améduri and Friesen.<sup>50</sup> We will highlight the latter approach below.

Diiodoperfluoroalkanes (DIPFAs, **32**) are a convenient starting material for the incorporation of fluorine into a polymer backbone as they have unique reactivity with unsaturated carbons.<sup>101,102</sup> These monomers are industrially produced *via* the telomerization of tetrafluoroethylene (TFE) in the presence of iodine, and many lengths are commercially available (*e.g.*  $I(CF_2)_xI$ ,  $x = 2, 4, 6, 8$ ). One of the main advantages of the polymerization of diiodoperfluoroalkane monomers with dienes or diynes is the installation of alkyl or vinyl iodide functionality across the polymer backbone, respectively (Fig. 7A and E). Due to the close resemblance to the thiol-ene or thiol-yne reactions, this polymerization has been named the iodo-ene or iodo-yne polymerization. It should be noted that iodine and fluorine atoms have also been placed on polymer backbones through post-polymerization modification of polyisoprene.<sup>74</sup>

The first published use of DIPFA to form iodo-ene polymers was by Wilson and Griffin in 1993 (Fig. 7A and C, table entry 1) to study the mesophase separation of fluorous and hydrocarbon blocks in the solid state.<sup>103</sup> In this study, AIBN was chosen as the free radical initiator for the addition of DIPFAs of different lengths to hydrocarbon dienes in the bulk phase. Polymers of modest molar mass were produced (**34**, Fig. 7A), and it was found that the resulting alkyl iodides could easily be reduced *via* tributyltin hydride, either as a separate reaction or sequentially in the initial polymerization reaction (**36**,  $R_2 = H$ , Fig. 7B, top). Interestingly, the fluorocarbon-hydrocarbon block copolymers were found to have multiple melting transitions between 80 °C and 150 °C due to phase separation of the fluorous and alkyl backbones. Following this seminal report, similar iodo-ene polymers were synthesized by the Percec group utilizing a palladium catalyzed polymerization (Fig. 7A and C, table entry 2).<sup>104</sup>

The development of iodo-ene polymers then largely remained dormant until revitalization by the Zhu group in 2016.<sup>105</sup> The notable advance in this work was the use of blue light and a ruthenium catalyst for the polymerization, with



**Fig. 7** Recently developed methods for the synthesis and derivatization of semi-fluorinated iodo-ene and iodo-yne polymers. (A) A reaction scheme demonstrating polymerization of diiodoperfluoroalkanes (DIPFAs) (32) with dienes or diynes (33a or 33b) to give iodo-ene (34) or iodo-yne (35) polymers. (B) Modification of iodo-ene polymer (34) via nucleophile or reductant (36, top) or elimination with strong base (37, bottom). (C) Table of different initiators, monomer combinations, and modifications. (D) Table summarizing thermal and surface properties of iodo-ene polymers. (E) Structure of iodo-yne polymer (35) and the resulting modifications to give 38.

recent work transitioning to organic photocatalysts (Fig. 7A and C, table entry 3).<sup>106-108</sup> The improved reaction conditions allowed for the scope of the diene monomers to be increased and polymers up to 20 kDa could be synthesized, twice as large as previous work. Zhu and coworkers also found that the degradation temperature of the iodo-ene polymers was enhanced significantly upon iodine reduction with  $T_d$  changes from 224 °C (34, Fig. 7A and B) to 400 °C (36,  $R_2 = H$ , Fig. 7B, top). In their most recent work with iodo-ene polymers, polymer 34 with terminal fluorinated iodide functionality could be used as a macro-initiator to form well defined block copolymers.<sup>109</sup>

We have also advanced the iodo-ene polymerization through optimization of the polymerization conditions. We found that

the use of sodium dithionite in aqueous acetonitrile yielded iodo-ene polymers (34) exceeding 100 kDa with sonication as an energy input (Fig. 7A and C, table entry 4).<sup>110</sup> The molar mass could also be controlled through use of mono-functional monomers to end-cap the polymer. We further analysed the thermal and surface properties of iodo-ene polymers with varying fluorinated block lengths (Fig. 7D, table entries 1-5). In most cases, degradation temperature and glass transition temperature were similar due to inclusion of bulky and labile alkyl iodides. Notably, although having lower wt% fluorine, all had an increased contact angle against water in comparison to PVDF, which we attribute to the increased succession of fluorinated methylene units (Fig. 7D, table entries 1-5 and 7). We also further increased the weight percent fluorine in the semi-fluorinated polymers by the use of a fluorinated diene (Fig. 7D, table entry 5). The alkyl iodide installed in the polymer backbone during the iodo-ene polymerization provides a convenient functional handle for post-polymerization modification and cross-linking. Previous work had simply reduced the iodine demonstrating increased stability; however, we expanded the scope of modifications to include  $S_N2$  displacement by thiols and azide, homolytic reactivity to install allyl groups (36, Fig. 7B, top), and elimination (37, Fig. 7B, bottom). These chemistries allowed for modification of thermal properties, covalent crosslinking, and surface modification. We have also recently developed a polymerization method utilizing diiodoperfluoroalkanes and diynes in place of dienes, named the iodo-yne polymerization (Fig. 7A and E).<sup>111</sup> This polymerization produces vinyl iodide groups along the backbone (35), which can be cross-coupled through multiple metal-catalyzed reactions, such as Sonogashira, Suzuki, Stille, and Kumada couplings to give the general polymer structure (38). The vinyl iodide could also be eliminated to give electron deficient alkynes, which could undergo cycloadditions with azides at elevated temperatures.

In our studies, we found that iodo-ene polymers (34) could be photocrosslinked in the presence of 2,2-dimethoxyphenyl acetophenone (DMPA) photo-initiator to give semifluorinated gel 39 (Fig. 8A). Another approach to semifluorinated cross-linked iodo-ene polymers is to employ triene and tetraene monomers in place of dienes (Fig. 8B). Both the Kloxin and Bowman labs have demonstrated rapid formation of cross-linked networks *via* tetra-ene ethers and tri-ene phosphates, respectively.<sup>112,113</sup> In both cases, diiodoperfluoroalkane consumption occurred in under five minutes when 254 nm light was used as an energy input. Notably, the Bowman group found that alkyl iodide could be eliminated without the use of base, by annealing iodo-ene polymer films at 80 °C for 1 hour, yielding polymer 40. The newly generated alkenes provided the polymer with enhanced shape memory at room temperature which could be reset upon further annealing (Fig. 8B). The alkenes on this cross-linked network were also further modified through thiol-ene chemistry to alter surface wettability.

### Polymerizations of activated perfluoroaryl monomers

Aside from the use of DIPFAs, other functionalities are being incorporated for step-growth fluorinated polymers. Although



**Fig. 8** Cross-linked iodo-ene polymers. (A). The use of 2,2-dimethoxyphenyl acetophenone (DMPA) and 365 nm light to cross-link iodo-ene polymers into fluorinated gels (39). (B) Annealed cross-linked iodo-ene polymer 40 demonstrating enhanced shape memory and facile deformation. Reproduced from ref. 113 with permission from the American Chemical Society, Copyright 2019.

having different properties than their linear perfluoroalkyl counterparts, perfluoroaryl moieties are finding use. Perfluoroaryl azides are being increasingly used for the generation of polymers with a fluorinated backbone (Fig. 9). Due to the electron withdrawing effect of the perfluoroaryl groups, the azides (41) are highly active towards click reactions. This was



**Fig. 9** Activated perfluoroaryl azide polymerizations. Thermal polymerization of a perfluoroaryl azide monomer (41) with aromatic or alkyl diynes (42) to yield triazole containing polymers 43 (Top) and Staudinger polymerization of perfluoroaryl azide monomer (41) with bis-phosphines (44) giving polyphosphazine polymers (45) (Bottom).

demonstrated in 2013 by Tang and coworkers, who polymerized 4,4'-diazidoperfluorobenzophenone (41) with various diynes (42) at elevated temperature to give triazole-containing polymers (43) reaching 34.0 kDa in up to 95% yield.<sup>114</sup> The Tang group built upon this work in 2017 to develop aggregate induced emission (AIE) based polymers through reactions with aryl alkynes (Fig. 9A).<sup>115</sup> Through similar chemistry, Yan and coworkers could react bis(perfluoroaryl azides) (41) with bis(diphenyl phosphines) (44) to give fluorinated polyphosphazines (45) with molar masses up to 59 kDa and dispersities from 1.1–1.4 promoted by Staudinger reactions (Fig. 9B).<sup>116</sup> Impressively, the polymerization occurred at room temperature in as little as 15–30 minutes.

## Conclusions and outlook

In the last few years, new approaches to incorporate fluorine into polymers to achieve the advantageous stability and hydro/lipophobicity have been developed to complement the ubiquitous approaches of fluorinated acrylate or olefin monomers. The more modern methods to incorporate fluorine employ a variety of chemistries and starting materials. There is no single best approach and instead one should consider the needs of the material when choosing how to incorporate fluorine. Starting from fluorinated monomers allows for more control over the polymer backbone, which is critical for self-assembly, or the ability to introduce co-monomers with additional functionality for polymer derivatization. Even inclusion of small amounts of fluorinated monomer in uncontrolled polymerizations can give polymers enhanced thermal stability or greater water repulsion, while increasing workability by lowering the glass transition or melting points. If cost and scale are a concern, post-polymerization fluorination methods are desirable as they can be performed on recycled commodity polymers. While these approaches provide heterogeneous samples, in many cases they improve thin film water contact angle while lowering the glass transition of rigid polymers.

Looking forward, there is much room for growth in fluoropolymer synthesis. Upcycling commodity polymers into fluoropolymers has only recently gained traction and there are many small molecule chemistry methodologies that can be applied to recycled materials. There are opportunities for new fluorinated monomers for controlled polymerizations. An exciting development would be an approach that allows for fluorination installed directly in the backbone to be obtained with living reaction kinetics. Finally, we anticipate that the convergence of advances in functional, dynamic polymer materials to continue to merge with fluoropolymers to provide next-generation materials with enhanced stability and function.

## Conflicts of interest

There are no conflicts to declare.

## Acknowledgements

We would like to thank Dr. Heidi van de Wouw, Dr. Rachael Day, Dr. Daniel Estabrook, Irene Lim, and Joseph Garcia for their assistance in preparation of this review.

## Notes and references

- H. Teng, *Appl. Sci.*, 2012, **2**, 496–512.
- J. G. Drobny, *Technology of Fluoropolymers*, CRC Press, 2008.
- D. W. Smith, S. T. Iacono and S. S. Iyer, *Handbook of Fluoropolymer Science and Technology*, John Wiley & Sons, 2014.
- Fluorinated Polymers: Volume 1: Synthesis, Properties, Processing and Simulation*, ed. B. Ameduri and H. Sawada, Royal Society of Chemistry, 2016.
- S. L. Madorsky, E. Hart, S. Straus and V. A. Sedlak, *J. Res. Natl. Inst. Stand. Technol.*, 1953, **51**, 327–333.
- B. Ameduri and B. Boutevin, *Well-Architected Fluoropolymers: Synthesis, Properties and Applications*, Elsevier, 2004.
- B. Ameduri, *Chem. – Eur. J.*, 2018, **24**, 18830–18841.
- M. Gauthier, in *Eng. Mater. Handb. Desk Ed*, ASM International, 1995.
- W. A. Zisman, in *Contact Angle, Wettability, and Adhesion*, American Chemical Society, 1964, vol. 43, ch. 1, pp 1–51.
- F. J. du Toit, R. D. Sanderson, W. J. Engelbrecht and J. B. Wagener, *J. Fluor. Chem.*, 1995, **74**, 43–48.
- S. Lee, J. Park and T. R. Lee, *Langmuir*, 2008, **24**, 4817–4826.
- A. C. Zettlemoyer, *J. Colloid Interface Sci.*, 1968, **28**, 343–369.
- P. F. Rios, H. Dodiuk, S. Kenig, S. McCarthy and A. Dotan, *J. Adhes. Sci. Technol.*, 2007, **21**, 227–241.
- S. Wu, *J. Polym. Sci., Part C: Polym. Symp.*, 1971, **34**, 19–30.
- M. Guerre, G. Lopez and B. Améduri, Mona Semsarilar and Vincent Ladmiral, *Polym. Chem.*, 2021, **12**, 3852–3877.
- M. P. Krafft, *J. Polym. Sci., Part A: Polym. Chem.*, 2006, **44**, 4251–4258.
- L. Zhao, P. Song, Z. Cao, Z. Fang and Z. Guo, *J. Nanomater.*, 2012, **2012**, 340962.
- T. Nguyen, *Polym. Rev.*, 1985, **25**, 227–275.
- J. A. Conesa and R. Font, *Polym. Eng. Sci.*, 2001, **41**, 2137–2147.
- H. Ebnesajjad, *Introduction to Fluoropolymers*, Elsevier, 2013.
- Fluorinated Polymers: Volume 2: Applications*, ed. B. Ameduri and H. Sawada, Royal Society of Chemistry, 2016.
- B. Améduri, *Macromol. Chem. Phys.*, 2020, **221**, 1900573.
- T. Tervoort, J. Visjager and P. J. Smith, *Fluor. Chem.*, 2002, **114**, 133–137.
- M. Li, W. Zhang, C. Wang and H. Wang, *J. Appl. Polym. Sci.*, 2012, **123**, 1667–1674.
- O. Olabisi and K. Adewale, *Handbook of thermoplastics*, CRC Press, 2015.
- D. A. Hercules, C. A. Parrish, T. S. Sayler, K. T. Tice, S. M. Williams, L. E. Lowery, M. E. Brady, R. B. Coward, J. A. Murphy, T. A. Hey, A. R. Scavuzzo, L. M. Rummmler, E. G. Burns, A. V. Matsnev, R. E. Fernandez, C. D. McMillen and J. S. Thrasher, *J. Fluor. Chem.*, 2017, **196**, 107–116.
- E. De Rademaeker, B. Fabiano, S. S. Buratti, F. Ferrero, R. Zeps, M. Kluge, V. Schröder and T. Spoomaker, *Chem. Eng. Trans.*, 2013, **13**, 817–822.
- D. A. Hercules, D. D. DesMarteau, R. E. Fernandez, J. L. Clark and J. S. Thrasher, in *Handbook of Fluoropolymer Science and Technology*, John Wiley & Sons, Inc., Hoboken, NJ, USA, 2014, pp. 413–431.
- M. P. Krafft and J. G. Riess, *Curr. Opin. Colloid Interface Sci.*, 2015, **20**, 192–212.
- P. Wang, Y. Lu, T. Wang, J. Meng, Q. Li, Z. Zhu, Y. Sun, R. Wang and J. P. Giesy, *J. Hazard. Mater.*, 2016, **307**, 55–63.
- C. Lau, J. L. Butenhoff and J. M. Rogers, *Toxicol. Appl. Pharmacol.*, 2004, **198**, 231–241.
- K. Kannan, S. Corsolini, J. Falandysz, G. Fillmann, K. Kumar, B. Loganathan, M. Mohd, J. Olivero, N. Wouwe, J. Yang and K. Aldous, *Environ. Sci. Technol.*, 2004, **38**, 4489–4495.
- E. Kumarasamy, I. M. Manning, L. B. Collins, O. Coronell and F. A. Leibfarth, *ACS Cent. Sci.*, 2020, **6**, 487–492.
- L. Xiao, Y. Ling, A. Alsaiee, C. Li, D. E. Helbling and W. R. Dichtel, *J. Am. Chem. Soc.*, 2017, **139**, 7689–7692.
- M. J. Klemes, Y. Ling, C. Ching, C. Wu, L. Xiao, D. E. Helbling and W. R. Dichtel, *Angew. Chem., Int. Ed.*, 2019, **58**, 12049–12053.
- G. J. Puts, P. Crouse and B. M. Ameduri, *Chem. Rev.*, 2019, **119**, 1763–1805.
- L. Zhang, Z. Zhu, U. Azhar, J. Ma, Y. Zhang, C. Zong and S. Zhang, *Ind. Eng. Chem. Res.*, 2018, **57**, 8689–8697.
- V. S. D. Voet, G. Ten Brinke and K. Loos, *J. Polym. Sci., Part A: Polym. Chem.*, 2014, **52**, 2861–2877.
- G. Laruelle, E. Nicol, B. Ameduri, J. F. Tassin and N. Ajellal, *J. Polym. Sci., Part A: Polym. Chem.*, 2011, **49**, 3960–3969.
- A. D. Asandei, *Chem. Rev.*, 2016, **116**, 2244–2274.
- H. Gong, Y. Gu and M. Chen, *Synlett*, 2018, 1543–1551.
- W. Yao, Y. Li and X. Huang, *Polymer*, 2014, **55**, 6197–6211.
- S. Borkar, K. Jankova, H. W. Siesler and S. Hvilsted, *Macromolecules*, 2004, **37**, 788–794.
- M. N. Wadekar, W. F. Jager, E. J. R. Sudhölter and S. J. Picken, *J. Org. Chem.*, 2010, **75**, 6814–6819.
- N. Audic, P. W. Dyer, E. G. Hope, A. M. Stuart and S. Suhard, *Adv. Synth. Catal.*, 2010, **352**, 2241–2250.
- J. Zhou, Y. Tao, X. Chen, X. Chen, L. Fang, Y. Wang, J. Sun and Q. Fang, *Mater. Chem. Front.*, 2019, **3**, 1280–1301.
- H. Peng, *Polym. Rev.*, 2019, **59**, 739–757.
- M. Wehbi, A. Mehdi, C. Negrell, G. David, A. Alaeddine and B. Améduri, *ACS Appl. Mater. Interfaces*, 2020, **12**, 38–59.
- S. A. Mohammad, S. Shingdilwar, S. Banerjee and B. Ameduri, *Prog. Polym. Sci.*, 2020, **106**, 101255.

- 50 C. M. Friesen and B. Améduri, *Prog. Polym. Sci.*, 2018, **81**, 238–280.
- 51 V. F. Cardoso, D. M. Correia, C. Ribeiro, M. M. Fernandes and S. Lanceros-Méndez, *Polymers*, 2018, **10**, 161–187.
- 52 R. J. Lagow and J. L. Margrave, *J. Polym. Sci., Polym. Lett. Ed.*, 1974, **12**, 177–184.
- 53 H. Shuyama, *J. Fluor. Chem.*, 1985, **29**, 467–470.
- 54 Z. B. Zhou, H. Y. He, Z. Y. Weng, Y. L. Qu and C. X. Zhao, *J. Fluor. Chem.*, 1996, **79**, 1–5.
- 55 Y. Hayakawa, N. Terasawa and H. Sawada, *Polymer*, 2001, **42**, 4081–4086.
- 56 S. E. Lewis, B. E. Wilhelmy and F. A. Leibfarth, *Chem. Sci.*, 2019, **10**, 6270–6277.
- 57 B. N. Jang and C. A. Wilkie, *Polym. Degrad. Stab.*, 2004, **86**, 419–430.
- 58 S. A. Jabarin and E. A. Lofgren, *Polym. Eng.*, 1984, **24**, 1056–1063.
- 59 S. E. Lewis, B. E. Wilhelmy and F. A. Leibfarth, *Polym. Chem.*, 2020, **11**, 4914–4919.
- 60 D. Shukla, Y. S. Negi, J. Sen Uppadhyaya and V. Kumar, *Polym. Rev.*, 2012, **52**, 189–228.
- 61 A. A. Goodwin, F. W. Mercer and M. T. McKenzie, *Macromolecules*, 1997, **30**, 2767–2774.
- 62 H. Asghar, A. Ilyas, Z. Tahir, X. Li and A. L. Khan, *Sep. Purif. Technol.*, 2018, **203**, 233–241.
- 63 J. Hopkins and J. P. S. Badyal, *J. Phys. Chem.*, 1995, **99**, 4261–4264.
- 64 J. Marchand-Brynaert, G. Pantano and O. Noiset, *Polymer*, 1997, **38**, 1387–1394.
- 65 M. Chen, L. Ouyang, T. Lu, H. Wang, F. Meng, Y. Yang, C. Ning, J. Ma and X. Liu, *ACS Appl. Mater. Interfaces*, 2017, **9**, 16824–16833.
- 66 F. Leroux, R. A. Bennett, D. F. Lewis and H. M. Colquhoun, *Macromolecules*, 2018, **51**, 3415–3422.
- 67 F. O. Oladoyinbo, D. F. Lewis, D. J. Blundell and H. M. Colquhoun, *Polym. Chem.*, 2019, **11**, 75–83.
- 68 A. N. Ozerin, A. V. Rebrov, V. I. Feldman, M. A. Krykin, I. P. Storozhuk, A. A. Kotenko and M. N. Tul'skii, *React. Funct. Polym.*, 1995, **26**, 167–175.
- 69 Y. Ren, T. P. Lodge and M. A. Hillmyer, *J. Am. Chem. Soc.*, 1998, **120**, 6830–6831.
- 70 Y. Ren, T. P. Lodge and M. A. Hillmyer, *Macromolecules*, 2000, **33**, 866–876.
- 71 D. A. Davidock, M. A. Hillmyer and T. P. Lodge, *Macromolecules*, 2003, **36**, 4682–4685.
- 72 Y. Ren, T. P. Lodge and M. A. Hillmyer, *Macromolecules*, 2001, **34**, 4780–4787.
- 73 T. Huang, J. M. Messman and J. W. Mays, *Macromolecules*, 2008, **41**, 266–268.
- 74 C. M. Geiselhart, J. T. Offenloch, H. Mutlu and C. Barner-Kowollik, *ACS Macro Lett.*, 2016, **5**, 1146–1151.
- 75 K. De Bruycker, M. Delahaye, P. Cools, J. Winne and F. E. Du Prez, *Macromol. Rapid Commun.*, 2017, **38**, 1700122.
- 76 Y. Cao, K. D. Sayala, P. L. Gamage, R. Kumar and N. V. Tsarevsky, *Macromolecules*, 2020, **53**, 8020–8031.
- 77 S. Borkar and A. Sen, *Macromolecules*, 2005, **38**, 3029–3032.
- 78 S. Borkar and A. Sen, *J. Polym. Sci., Part A: Polym. Chem.*, 2005, **43**, 3728–3736.
- 79 E. A. Sabol and R. L. Baillie, WL Gore and Associates, US7531611B2, 2009.
- 80 J. Demarteau, B. Améduri, V. Ladmiral, M. A. Mees, R. Hoogenboom, A. Debuigne and C. Detrembleur, *Macromolecules*, 2017, **50**, 3750–3760.
- 81 Y. Sun, C. Wang, R. Tanaka, T. Shiono and Z. Cai, *Macromol. Chem. Phys.*, 2019, **220**, 1900306.
- 82 L. Ji, J.-S. Liu, X.-Y. Wang, J.-F. Li, Z. Chen, S. Liao, X.-L. Sun and Y. Tang, *Polym. Chem.*, 2019, **10**, 3604–3609.
- 83 O. Daglar, E. Cakmakci, U. S. Gunay, G. Hizal, U. Tunca and H. Durmaz, *Macromolecules*, 2020, **53**, 2965–2975.
- 84 R. Mehta, V. Kumar, H. Bhunia and S. N. Upadhyay, *J. Macromol. Sci., Polym. Rev.*, 2005, **45**, 325–349.
- 85 R. Bhardwaj and A. K. Mohanty, *Biomacromolecules*, 2007, **8**, 2476–2484.
- 86 D. B. McKie and S. Lepeniotis, *Chemometrics and Intelligent Laboratory Systems*, Elsevier, 1998, vol. 41, pp. 105–113.
- 87 C. U. Lee, R. Khalifehzadeh, B. Ratner and A. J. Boydston, *Macromolecules*, 2018, **51**, 1280–1289.
- 88 R. Khalifehzadeh and B. D. Ratner, *Biomater. Sci.*, 2019, **7**, 3764–3778.
- 89 M. Glassner, M. Vergaelen and R. Hoogenboom, *Polym. Int.*, 2018, **67**, 32–45.
- 90 O. Sedlacek, B. D. Monnery, S. K. Filippov, R. Hoogenboom and M. Hruby, *Macromol. Rapid Commun.*, 2012, **33**, 1648–1662.
- 91 M. Grube, M. N. Leiske, U. S. Schubert and I. Nischang, *Macromolecules*, 2018, **51**, 1905–1916.
- 92 R. Hoogenboom and H. Schlaad, *Polym. Chem.*, 2016, **8**, 24–40.
- 93 M. Miyamoto, K. Aoi and T. Saegusa, *Macromolecules*, 1988, **21**, 1880–1883.
- 94 J. M. Rodríguez-Parada, M. Kaku and D. Y. Sogah, *Macromolecules*, 1994, **27**, 1571–1577.
- 95 R. Ivanova, T. Komenda, T. B. Bonné, K. Lüdtkke, K. Mortensen, P. K. Pranzas, R. Jordan and C. M. Papadakis, *Macromol. Chem. Phys.*, 2008, **209**, 2248–2258.
- 96 L. I. Kaberov, B. Verbraeken, A. Riabtseva, J. Brus, Y. Talmon, P. Stepanek, R. Hoogenboom and S. K. Filippov, *ACS Macro Lett.*, 2018, **7**, 7–10.
- 97 L. I. Kaberov, B. Verbraeken, A. Riabtseva, J. Brus, A. Radulescu, Y. Talmon, P. Stepanek, R. Hoogenboom and S. K. Filippov, *Macromolecules*, 2018, **51**, 6047–6056.
- 98 D. A. Estabrook, A. F. Ennis, R. A. Day and E. M. Sletten, *Chem. Sci.*, 2019, **10**, 3994–4003.
- 99 Y. Motomura, Y. Hattori, T. Sakurai, S. Ghosh and S. Seki, *Macromolecules*, 2019, **52**, 4916–4925.
- 100 H. Shimomoto, T. Kudo, S. Tsunematsu, T. Itoh and E. Ihara, *Macromolecules*, 2018, **51**, 328–335.

- 101 M. Shinmen, K. Sasahara, S. Nakamura, T. Kanbara and T. Yajima, *J. Fluor. Chem.*, 2020, **229**, 109417.
- 102 R. G. Closser, M. Lillethorup, D. S. Bergsman and S. F. Bent, *ACS Appl. Mater. Interfaces*, 2019, **11**, 21988–21997.
- 103 L. M. Wilson and A. C. Griffin, *Macromolecules*, 1993, **26**, 6312–6314.
- 104 V. Percec, D. Schlueter and G. Ungar, *Macromolecules*, 1997, **30**, 645–648.
- 105 T. Xu, H. Yin, X. Li, L. Zhang, Z. Cheng and X. Zhu, *Macromol. Rapid Commun.*, 2017, **38**, 1600587.
- 106 T. Xu, L. Zhang, Z. Cheng and X. Zhu, *Polym. Chem.*, 2017, **8**, 3910–3920.
- 107 T. Xu, K. Tu, J. Cheng, Y. Ni, L. Zhang, Z. Cheng and X. Zhu, *Macromol. Rapid Commun.*, 2018, **39**, 1800151.
- 108 T. Xu, L. Zhang, Z. Cheng and X. Zhu, *RSC Adv.*, 2017, **7**, 17988–17996.
- 109 J. Cheng, K. Tu, E. He, J. Wang, L. Zhang, Z. Cheng and X. Zhu, *Polym. Chem.*, 2020, **11**, 7497–7505.
- 110 J. A. Jaye and E. M. Sletten, *ACS Cent. Sci.*, 2019, **5**, 982–991.
- 111 J. A. Jaye and E. M. Sletten, *ACS Macro Lett.*, 2020, **9**, 410–415.
- 112 T. F. Scott, J. C. Furgal and C. J. Kloxin, *ACS Macro Lett.*, 2015, **4**, 1404–1409.
- 113 J. Sinha, B. D. Fairbanks, H. B. Song and C. N. Bowman, *ACS Macro Lett.*, 2019, **8**, 213–217.
- 114 Q. Wang, H. Li, Q. Wei, J. Z. Sun, J. Wang, X. A. Zhang, A. Qin and B. Z. Tang, *Polym. Chem.*, 2013, **4**, 1396–1401.
- 115 Y. Wu, B. He, C. Quan, C. Zheng, H. Deng, R. Hu, Z. Zhao, F. Huang, A. Qin and B. Z. Tang, *Macromol. Rapid Commun.*, 2017, **38**, 1700070.
- 116 M. Sundhoro, J. Park, B. Wu and M. Yan, *Macromolecules*, 2018, **51**, 4532–4540.