

Cite this: *J. Mater. Chem. A*, 2018, 6, 21809

A bright outlook on organic photoelectrochemical cells for water splitting

Ludmilla Steier * and Sarah Holliday

Photoelectrochemical (PEC) water splitting is increasingly attracting attention as a means to generate clean, renewable hydrogen fuel from solar energy. This Highlight article covers the key advances that have been made over recent years in organic photoelectrochemical (OPEC) cell research, and identifies a pathway forwards combining state-of-the-art materials and device engineering from both the organic photovoltaics and inorganic PEC water splitting communities. We discuss the advantages of using buried junction device architectures in OPEC photoelectrodes and identify the need for new materials for OPEC water splitting cells in order to improve their efficiency and operating stability. We present an overview on promising new absorbers and device architectures employed in the parallel field of organic photovoltaics with a critical view on requirements for OPEC water splitting. We also elaborate on progress made with organic multijunction cells that we see as promising photocathode designs for voltage-unassisted water splitting. Finally, we see the urgent need for benchmarking rules, in terms of performance and stability parameters, as this emerging field of OPEC water splitting progresses.

Received 20th July 2018
Accepted 12th September 2018

DOI: 10.1039/c8ta07036a

rsc.li/materials-a

Introduction

In order to reach commercial application, photoelectrochemical (PEC) water splitting cells must produce hydrogen with *high efficiency* and *long operating stability* at *low cost*. Achieving these three requirements with one

photoabsorbing material remains challenging, and there is intensive research in various aspects of PEC systems using traditional inorganic materials such as compound semiconductors (III-V, Si, *etc.*),¹ transition metal oxide (BiVO₄, Fe₂O₃, TiO₂, Cu₂O) or chalcogenides (CZTS, CIGS).² More recently, organic semiconductors have been attracting interest within the PEC field due to their unique opportunities to carefully tune the visible light absorption and frontier molecular orbital energies, as well as morphological

Department of Chemistry, Imperial College London, London SW7 2AZ, UK. E-mail: l.steier@imperial.ac.uk



Ludmilla Steier obtained her PhD in Chemistry and Chemical Engineering at École Polytechnique Fédérale de Lausanne (EPFL) in 2016 working in the group of Michael Grätzel on thin film materials for photovoltaics and solar fuel production. She then joined the group of James Durrant at Imperial College London where she obtained a Marie Skłodowska Curie Fellowship in 2017. With

a broad expertise in fabrication and characterisation of materials, Ludmilla is interested in understanding device physics, materials properties and especially charge transfer across interfaces in order to achieve more efficient and stable devices for solar energy conversion and storage.



Sarah Holliday studied Chemistry at the University of Edinburgh before joining the group of Iain McCulloch at Imperial College London in 2011. Here she carried out her PhD research in the design and synthesis of non-fullerene acceptors for organic photovoltaics. She then worked with Christine Luscombe at the University of Washington as a postdoctoral researcher studying the photooxidative

stability of organic photovoltaics, as well as developing new materials to improve the performance of CZTS based solar cells. She is particularly interested in the scale-up of low-cost, printed solar energy technologies for real-world applications, especially in the context of energy access globally.



properties. Furthermore, the compatibility of organic semiconductors with low-cost, large-area printing routes offers great potential for these materials to meet the requirements for efficient, stable and low-cost PEC devices.

As the field of organic photoelectrochemical (OPEC) cells is relatively young but growing rapidly, there is an opportunity now to highlight key works in the evolution of OPEC water splitting cells and focus these towards the most promising directions for future research. With a clear vision of the requirements for OPEC cells and knowledge in PEC water splitting with inorganic semiconductors, this Highlight review seeks to advocate for the concept of buried bulk heterojunctions (BHJ) as the most advantageous and promising route towards efficient OPEC water splitting cells. With this conclusion, we elaborate on some of the most recent trends and achievements in research on buried BHJs in organic photovoltaics (OPV) and suggest how these advances can directly contribute to improved materials and electrode design in OPEC photocathodes. Furthermore, we suggest key benchmarking rules in the OPEC water splitting community in order to create criteria of comparison between different materials and cell designs.

Thermodynamic requirements for water splitting

The minimum free energy needed for splitting water into hydrogen and oxygen is $\Delta G = +237.18 \text{ kJ mol}^{-1}$ at 25 °C, which is equal to a required voltage of 1.23 V ($=\Delta G/nF$ for $n = 2$ electrons with F being the Faraday constant).

$$\Delta G = \Delta H_f - T\Delta S = 286.03 \text{ kJ mol}^{-1} - 0.163 \text{ kJ mol}^{-1} \text{ K}^{-1} T[\text{K}]$$

However, in practice, this voltage is not sufficient to split water. When overpotential losses at the anode (η_a), cathode (η_c) and in solution due to low ionic conductivity (η_{sol}) are taken into account, it becomes clear that the final applied voltage must be substantially higher than 1.23 V. The overpotentials at the anode and cathode are highly dependent on the catalyst used and can easily increase the voltage required to drive the water splitting reaction to 1.5–1.8 V, even with the best catalysts used. Hence, it is important to focus on PEC cell designs that can provide photovoltages to sustain standalone (unbiased) water splitting.

	Under alkaline conditions	Under acidic conditions
Cathode (reduction):	$2\text{H}_2\text{O} + 2\text{e}^- \rightarrow \text{H}_2 + 2\text{OH}^-$	$2\text{H}^+ + 2\text{e}^- \rightarrow \text{H}_2$
Anode (oxidation):	$2\text{OH}^- \rightarrow \frac{1}{2}\text{O}_2 + \text{H}_2\text{O} + 2\text{e}^-$	$\text{H}_2\text{O} \rightarrow \frac{1}{2}\text{O}_2 + 2\text{H}^+ + 2\text{e}^-$
Total:	$\text{H}_2\text{O} \rightarrow \text{H}_2 + \frac{1}{2}\text{O}_2$	

What can be concluded from PEC water splitting with traditional inorganic semiconductors?

Since the research field of OPEC water splitting is relatively young and unexplored, knowledge transfer from research in PEC water splitting with traditional inorganic photoelectrode materials can prove useful. In this paragraph we identify conceptual challenges in inorganic PEC systems and see great opportunities for organic semiconductors to succeed in overcoming those hurdles in OPEC water splitting cells.

The research directions of the inorganic PEC water splitting community can conceptually be distinguished by the two types of junctions used: (i) semiconductor/electrolyte solution junctions and (ii) buried junctions wherein the absorber is sandwiched between charge selective contacts and coated with a suitable catalyst. Photoelectrodes based on earth-abundant materials such as BiVO_4 , hematite or TiO_2 make use of the semiconductor/electrolyte junction to drive charge separation and simultaneously use the photoabsorber as the water oxidation catalyst. With the voltage requirement in mind, a big part of the inorganic PEC community is working towards a tandem photocathode-photoanode design shown in Fig. 1a.³ At the photoanode, the n-type semiconductor has to provide enough driving force to spatially separate the charges created upon illumination and efficiently drive the catalysis so that holes are extracted to solution and electrons to the contact before they have time to recombine. However, water oxidation, which requires the accumulation of 3 holes,⁴ is a very slow reaction (ms to s), while recombination timescales are on the order of ps to ms.⁵ When the holes at the surface are consumed before they can be extracted, the semiconductor cannot build up the necessary photovoltage, V_{Ph1} to drive the reaction and higher internal electric fields will be required to minimise recombination. A similar challenge is faced by the photocathode though the rate of reaction is faster for hydrogen evolution than for water oxidation. Indeed, photovoltages in these photoelectrodes are significantly lower than the Shockley–Queisser limit (Fig. 1b).⁶ Commonly used strategies to increase the build-up of photovoltage in the photoabsorber include the use of (i) co-catalysts to improve or enable photocatalysis to occur,^{7,8} (ii) surface state passivation overlayers^{9–12} or (iii) capacitive charge storage overlayers.^{13,14}

Although these strategies improve photovoltage generation in these photoelectrodes, their full potential has still not been exploited due to the inherent photovoltage limitation of the semiconductor/electrolyte solution junction. In order to achieve photovoltages closer to the Shockley–Queisser limit, the redox couple has to be carefully chosen with respect to the Fermi level of the semiconductor to maximise the built-in voltage, and the reaction has to be on timescales that are competitive with charge recombination in the material. On the other hand, the implementation of well-designed buried pn junctions into photoelectrode designs significantly improved photovoltage generation and utilisation (Fig. 1b).⁶ This approach is adapted from photovoltaics where pn junctions are carefully engineered





Fig. 1 (a) Device architecture of a PEC cell based on an inorganic semiconductor/electrolyte junction. A wide band gap semiconductor photoanode and a lower band gap semiconductor photocathode provide enough photovoltage ($V_{Ph1} + V_{Ph2}$) to drive water splitting. (b) Photovoltage benchmarks for PEC and PV materials as a function of optical band gap. PV devices are plotted by V_{OC} values from devices of top reported efficiency. V_{Ph} values for PEC electrodes are taken from published onset potentials, with photocathodes referenced to $EHER^\circ$ ($0 V_{RHE}$), and photoanodes referenced to E_{OER° ($1.23 V_{RHE}$). Diagonal lines represent the band gap, the Shockley–Queisser (S–Q) photovoltage limit, and the S–Q limit minus 1 V. Devices are color-coded to denote those employing buried junctions. Fig. 1b is adapted from ref. 6 with permission from Elsevier.

and combined with suitable charge selective contacts to minimise photovoltage losses through recombination. Coupling such a buried pn junction to suitable electrocatalysts lifts the photovoltage limitation in a semiconductor/liquid junction type device and allows for the utilisation of photovoltages close to the Shockley–Queisser limit. Furthermore, through the spatial separation of electrons and holes in such a buried pn junction type photoelectrode charge carrier lifetimes are significantly prolonged to reach timescales required for catalysis. However, using traditional inorganic materials from the photovoltaic field, the design of suitable pn junctions is often assimilated with careful engineering of a defect-free junction using high quality materials (e.g. III–V compound semiconductors) that provide sufficiently long carrier diffusion lengths to reconcile maximum light absorption with efficient charge extraction.¹ These materials are significantly limited by cost, however, and there are currently only a few examples of buried junctions using low-cost inorganic semiconductors such as Cu_2O as photoabsorbers.^{15,16}

On the other hand, engineering a donor–acceptor junction with organic semiconductors can be achieved at low-cost *via* established large-area printing techniques for the fabrication of organic photovoltaics (OPVs). In the following we will introduce the concept of a bulk heterojunction (BHJ), before we outline how it entered the field of OPEC water splitting cells.

Bulk heterojunction organic photovoltaics

Organic semiconducting materials are based on molecular frameworks of sp^2 hybridised carbon atoms, whereby the extended delocalisation of pi-electron orbitals between neighbouring atoms results in the formation of an effective bandgap E_g between the highest occupied molecular orbital (HOMO) and the lowest unoccupied molecular orbital

(LUMO). In highly conjugated molecular or polymeric systems, this bandgap is small enough such that an electron can be photoexcited from the HOMO to the LUMO upon absorption of incident solar photons, leaving behind a hole to form an electron–hole pair (exciton). Organic semiconductors benefit from excellent light harvesting properties due to their large extinction coefficients that arise from the significant overlap between the ground and excited states of the molecule, as well as their broad and tuneable absorption bands, which can be tailored through chemical design to match the incident solar spectrum. These properties, combined with the low-cost, relative earth abundance and solution processability of organic semiconductors, makes these materials excellent candidates for light harvesting in PEC cells as well as organic photovoltaic applications.

Photoelectrodes based on single organic semiconducting materials such as polyaniline or polythiophenes were investigated in the past, but these gave very low photocurrent densities on the order of a few microamperes per square centimetres, which can be partly explained by the large exciton binding energies in organic semiconductors.^{17,18} Due to the relatively low dielectric constant of organic semiconductors ($\epsilon_r \sim 2\text{--}4$), the large Coulomb attraction between charges is poorly screened. This results in high rates of charge recombination following photoexcitation, which reduces the available photocurrent. In order to overcome this problem of charge recombination, the OPV community in the 1980s developed an approach of combining two different organic semiconductors with offset HOMO and LUMO energy levels, such that an electron which is photoexcited in the material with smaller electron affinity (the ‘donor’) is transferred to the second material (the ‘acceptor’), which facilitates charge separation at this interface as demonstrated in Fig. 2a.¹⁹ Since the exciton diffusion length in organic semiconductors is only around 10 nm,²⁰ these two materials are typically blended on the nanoscale in order to increase the



donor–acceptor interfacial area, creating what is known as a bulk heterojunction (BHJ) OPV device.^{21,22}

The performance of organic semiconductors is determined by many different factors that can be controlled during the design and synthesis of the polymer or small molecule. For example, the planarity of the semiconducting backbone, which controls both the degree of conjugation and crystal packing of the material, can be modified by increasing the number of fused rings or bridging atoms between rings. In addition, the judicious choice of electron-withdrawing (fluorine, carboxylate, imide *etc.*) or electron-donating (thiophene, alkoxy *etc.*) functional groups can tailor the frontier energy levels of the molecule and therefore the optical bandgap, as well as the available voltage of the device. In addition to the optoelectronic properties, device performance is equally dependent on the morphology of the interpenetrating network of donor and acceptor materials within the blend. As such, the density and length of solubilising side-chains on the organic semiconductor can be tuned in order to optimise the phase behaviour and crystal packing of each material, which in turn can affect the charge generation and transport properties of the bulk heterojunction. Finally, the molecular weight properties and purity of the material can be strongly affected by the polymerisation conditions, which in turn can influence the device performance.

One of the earliest and most widely studied donor polymers in the field of OPV is the simple homopolymer poly(3-hexylthiophene) (P3HT) (Fig. 6). Typically it is blended with the fullerene derivative phenyl-C₆₁-butyric acid methyl ester (PCBM) as the acceptor (see Fig. 7), giving a power conversion efficiency of 3–5% in OPV devices.²⁴ The well studied nature of this blend within the OPV community, combined with its reasonably high hole mobility²⁵ and demonstrated aqueous stability,²⁶ made this an obvious choice for early organic photocathode studies. Indeed, the vast majority of organic photoelectrode studies to date have focused on these P3HT:PC₆₁BM blends, as discussed in more detail below.

The rise of organic photoelectrochemical cells

Organic semiconductor/electrolyte junction *versus* buried junction architectures

In the early stages of research, OPEC water splitting in aqueous solution was demonstrated with polymer photocatalyst/electrolyte solution junctions, yielding photocurrent densities on the order of only a few microamps or less.^{17,27,28} Striving for higher current output, polymer absorbers were combined with known hydrogen evolution reaction (HER) catalysts – a known strategy from PEC water splitting with inorganic materials. While p/n bilayer junction designs still yielded only a few tens of microamps of photocurrent, even with Pt surface modification,²⁹ the breakthrough leap in photocurrent densities from the microamp to milliamp scale was achieved introducing BHJs into the photoelectrode design and along with HER catalysts and charge selective layers. Bourgeteau *et al.* first introduced the PEDOT:PSS/P3HT:PCBM/TiO₂:MoS_x photocathode design (Fig. 3a), inspired by the idea of TiO₂ electron extraction layers in the OPV field.³⁰ With the aim to protect the P3HT:PCBM blend from oxygen and water, they developed a thick catalyst layer of MoS_x intermixed with TiO₂ nanoparticles that could achieve photocurrent densities of 180 μA cm⁻² at 0 V vs. RHE and a photocurrent onset potential for hydrogen evolution of ~0.45 V (Fig. 3b). The photovoltage achieved in the OPEC device was increased by addition of TiO_x, approaching the open circuit potential (V_{OC}) of the equivalent OPV device. However, the observed photocurrent densities from hydrogen evolution were more than 50× smaller than the short circuit current obtained in the OPV device.

In a subsequent study, Bourgeteau *et al.* developed an OPEC photocathode that successfully extracted the full photovoltage and photocurrent of an equivalent OPV device by placing a highly conducting LiF (1.2 nm)/Al (100 nm)/Ti (30 nm) interfacial layer between the BHJ and the HER catalyst (Fig. 4a).³¹ Using this strategy, they could achieve photocurrent densities of –8 mA cm⁻² at 0 V vs. RHE with a noble metal-free OPEC



Fig. 2 (a) Simplified energy level diagram for photoexcitation and electron transfer in bulk heterojunction blend indicating (i) photoexcitation of an electron into the LUMO of the donor to form an exciton; (ii) electron transfer to the LUMO of the acceptor and (iii) transport of both charges to be collected at the electrodes; (b) reduction in bandgap E_g via molecular orbital hybridisation in push–pull polymers. Adapted from Holliday *et al.*, *Prog. Polym. Sci.*, 70, 2017, 34–51, with permission from Elsevier.²³



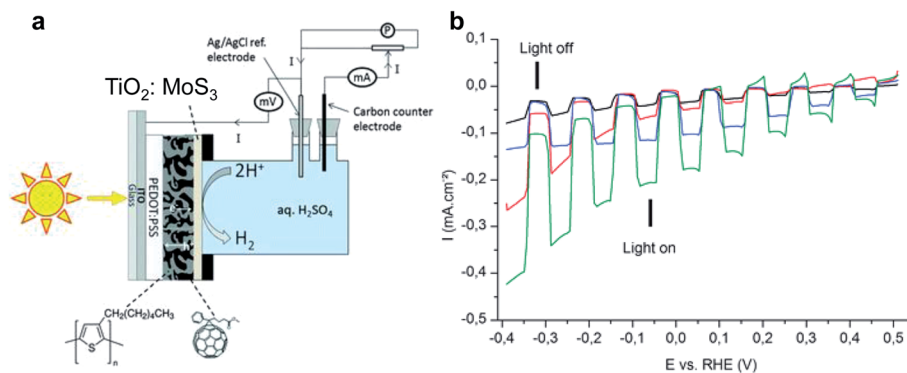


Fig. 3 (a) Architecture of the MoS₃:TiO₂/P3HT:PCBM H₂-evolving photocathode inserted in the cell used in this study for photo-electrochemical measurements. (b) Linear sweep voltammograms recorded at 5 mV s⁻¹ in H₂SO₄ 0.5 M with chopped visible light for several photocathodes. Black: P3HT:PCBM (reference), red: MoS₃/P3HT:PCBM photocathode, blue: TiO₂/P3HT:PCBM photocathode, green: TiO₂:MoS₃/P3HT:PCBM photocathode. Electrode area: 0.5 cm². Reproduced from ref. 30 with permission from The Royal Society of Chemistry.

photocathode. It is worth noting that these relatively thick metallic interfacial layers not only provide the necessary conductivity and band alignment to efficiently extract photo-generated electrons from the organic blend to the catalyst, but act also as a mirror to reflect otherwise transmitted photons back into the device. Reflective contacts of 100 nm Ag have been shown to enhance the short circuit current by 1/3 in OPV devices.³² Transmission losses should therefore be considered when optimising OPEC photoelectrodes, as they can account for large losses in photocurrent.³³ This work also highlights that light harvesting and catalytic components can be optimised separately because the photocurrent onset potential for hydrogen evolution is determined by the sum of the onset potential for dark electrolysis (carried out by the electrocatalyst) and the photovoltage of the junction (Fig. 4b). Using a Pt/C electrocatalyst instead of MoS_x, the photocurrent onset could be shifted to ~200 mV more positive potentials due to a smaller overpotential for hydrogen evolution of the Pt/C electrocatalyst

(compare the dark current onset potentials during dark electrolysis for Pt/C and MoS_x in Fig. 4b). This demonstrates that such a buried BHJ photoelectrode device can be truly competitive against a PV + electrolyser wired system.

Meanwhile, Guerrero *et al.* studied charge extraction from P3HT:PCBM to a redox couple in acetonitrile solution. Using a ferrocene/ferrocenium redox couple, they showed that all charges generated by the P3HT:PCBM blend in an equivalent OPV device could successfully be extracted to the hole scavenger in solution for this particular OPEC device.³² This work might suggest that a buried junction approach using charge selective layers and HER or OER catalysts may not be required for efficient charge extraction in OPEC water splitting cells. However, it is important to note that charge extraction from such an OPEC cell using a direct BHJ-solution interface can only be efficient as long as the electrolyte solution is able to regenerate the oxidised photoabsorber (in this case P3HT) before charge recombination within the BHJ annihilates the oxidised excited state. The

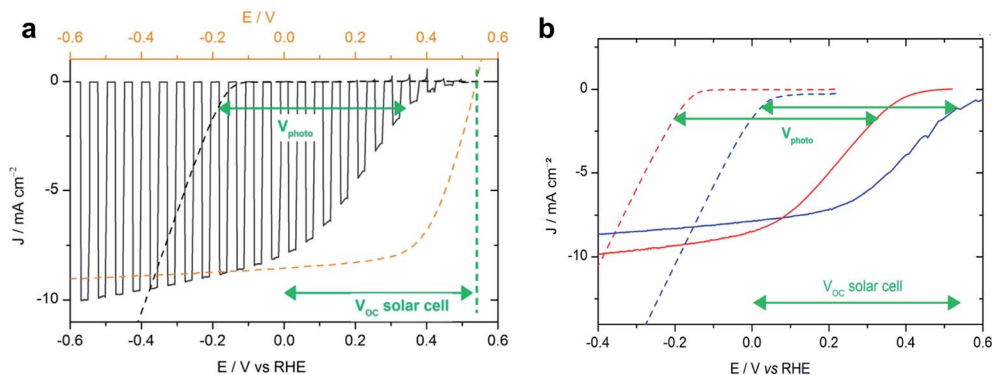


Fig. 4 (a) Voltammogram recorded at 50 mV s⁻¹ in 0.5 M H₂SO₄ with chopped visible light for an ITO/PEDOT:PSS/P3HT:PCBM/LiF/Al/Ti-MoS₃ photocathode (black line, electrode area 0.32 cm²) and recorded at 5 mV s⁻¹ in 0.5 M H₂SO₄ for an ITO-MoS₃ cathode (black dashed line, electrode area 0.28 cm²). Potentials are referred to the RHE (bottom axis). The current-voltage curve of an ITO/PEDOT:PSS/P3HT:PCBM/LiF/Al solar cell (orange dashed line, top axis) is shown for comparison. (b) Voltammogram recorded at 5 mV s⁻¹ in 0.5 M H₂SO₄ for an ITO-MoS₃ cathode (red dotted line) and an ITO-Pt/C cathode (blue dotted line) and at 50 mV s⁻¹ with visible-light illumination (100 mW cm⁻²) for an ITO/PEDOT:PSS/P3HT:PCBM/LiF/Al/Ti-MoS₃ photocathode (red line) and an ITO/PEDOT:PSS/P3HT:PCBM/LiF/Al/Ti-Pt/C photocathode (blue line). Reprinted with permission from Bourgeteau, *et al.*, *ACS Appl. Mater. Interfaces*, 7, 30, 16395–16403. Copyright (2015) American Chemical Society.³¹



language of “regeneration” in this case comes from the picture of a photoelectrochemical dye-sensitised solar cell (DSSC), wherein an electron is injected from the LUMO of the excited dye molecule to the conduction band of TiO_2 .³⁴ The redox couple in the electrolyte then regenerates the oxidised dye. The open circuit voltage, V_{OC} , will depend solely on the redox potential of the electrolyte and the flat band potential of the TiO_2 but such a PEC cell can only function when this redox potential is more negative (higher in energy) than the HOMO of the dye. This picture can be adapted to the PEC cell Guerrero *et al.* used where P3HT is the analogue to the dye molecule and PCBM/ZnO electron acceptors to the TiO_2 (Fig. 5). While such a cell can reach relatively high efficiencies, as has been demonstrated for DSSCs, it should be highlighted that these systems may suffer from known charge recombination losses especially if “regeneration” is not fast enough. The Fc/Fc^+ redox reaction is a 1-electron transfer and not proton coupled; hence it is suitable for such a device. However, water splitting is a much more complex multi-electron reaction and is therefore much slower. This challenge of charge extraction *via* a slow reaction is even more severe in single organic semiconductor photoelectrodes. An example gives the work of Bornoz *et al.* on a poly[benzimidazobenzophenanthroline] (BBL) photoanode.³⁵ Using sulfite as a sacrificial hole acceptor they could obtain photocurrent densities on the order of $230 \mu\text{A cm}^{-2}$ while ten times lower photocurrent densities were extracted from direct water oxidation. Even with a sacrificial agent, the obtained photocurrent densities were rather low which is likely due to limitations in charge separation in the BBL. Though the exciton binding energy in BBL is relatively low ($E = 0.29 \text{ eV}$, $\epsilon_r = 8.3$),^{36,37} the generation of free charges is still not barrier-free.

Another limitation of a direct semiconductor/liquid interface is that the photovoltage is governed by the redox potential of the

electrolyte as shown in Fig. 5. Hence in case of photoanodes for water oxidation, the HOMO level of the donor has to be tailored to the redox potential of the electrolyte, which still remains challenging for materials chemists as we will discuss in the section of low band gap donor polymers.

Additional requirements such as the chemical stability of the organic semiconductor in the electrolyte medium, resistance against the formation of unwanted surface states (*e.g.* dangling bonds) and stabilised adsorption of both reactants and reaction intermediates at the semiconductor surface must also be considered in this case. In particular, surface adsorption will certainly be an issue that is encountered when using hydrophobic organic semiconductors in aqueous electrolytes. With these limitations in mind, the outlook proposed herein is for the OPEC field to focus on buried BHJ photoelectrode designs that make use of a charge selective layer in-between BHJ and catalyst in order to eliminate the recombination pathway from the blend to solution.

Stability

Since these first demonstrations of efficient proton reduction with organic photocathodes, the OPEC community has focused on the buried junction approach. Interestingly, the reasoning behind the buried BHJ approach was based on introducing an anti-corrosion layer (to protect the blend and PEDOT:PSS) rather than to provide a recombination-blocking layer as we propose is important to minimise charge recombination between the blend and the electrolyte solution.³⁰ Indeed, many of the hole selective layers (HSLs) explored in OPEC cells are corrosion-sensitive (*e.g.* PEDOT:PSS, polyaniline, MoO_3 , CuI).^{26,38–40} For example, MoO_3 is commonly used as HSL in OPV devices but encounters problems with intercalation and irreversible reduction into sub-stoichiometric phases of $\text{MoO}_{3-x}\text{OH}_x$ and MoO_2 , which have unfavourable energy alignment. Hence the strategy of using oxide protective layers was a logical adoption from the inorganic PEC water splitting field, which is essential when using corrosion-sensitive materials such as Cu_2O .¹⁵ Promising recent examples of oxide protective layers for OPEC devices include the atomic layer deposition (ALD) of amorphous TiO_2 onto P3HT:PCBM photocathodes with a CuI HSL, which showed constant hydrogen evolution for more than 3.5 h.⁴¹ This was a significant improvement on previous results using amorphous TiO_2 deposited by pulsed layer deposition (PLD).⁴⁰ Thus far, there are only few examples of photoelectrodes showing operating stability on the order of several hours (Table 1). Operational stabilities of up to 3 h for P3HT:PCBM based OPEC devices have been achieved using cross-linked PEDOT:PSS as the hole selective layer and solution-processed TiO_x , however the photocurrents measured in this case were extremely low.⁴² So far, the most promising HSL materials in terms of stability are NiO and WO_3 , which are able to sustain milliamper range photocurrents over the course of up to 10 h.^{43,44}

While the use of protective coatings has proven effective to some extent, it is important to consider that relying on inherently corrosion-sensitive materials in PEC water splitting cells is

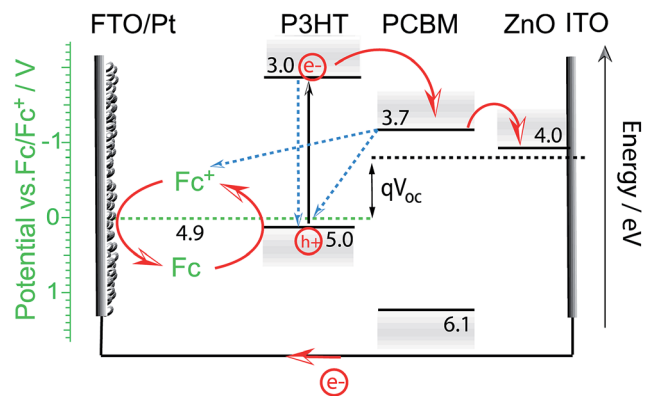


Fig. 5 Proposed energy diagram for the photoelectrochemical cell used in the work of Guerrero *et al.*³² Upon illumination electrons are transferred from P3HT to the acceptor molecule PCBM and through the electron selective contact (here ZnO) to be then extracted to the external circuit and used for the reduction of ferrocenium ions (Fc^+) at the FTO/Pt cathode. Electrons from ferrocene (Fc) in the electrolyte regenerate the excited oxidised state of P3HT to close the circuit. The efficiency of the PEC cell will depend on the regeneration efficiency (reaction rate) and recombination rates (indicated by blue dashed arrows). The open circuit potential is determined by the difference in redox potential and Fermi level of the electron selective contact.



not favourable for large-scale production, since any imperfections in the protective layer (pinholes, cracks, *etc.*) would lead to increased production costs due to high failure rates, reducing the economic viability of the entire production process.

In order to achieve standalone efficient water splitting with durable OPEC devices, it is therefore important to explore new materials and architectures that can provide improved performance and stability. Fortunately, there is a vast source of literature on high performance organic semiconductors and devices from the organic photovoltaics (OPV) community that can be adapted to OPEC applications. In the following, we will discuss recent progress in OPV materials, including the emergence of low-bandgap polymers and non-fullerene acceptors for improved light absorption and photovoltage, as well as new tandem device architectures that could be applied to organic PEC devices.

Thus far, one promising recent study by Francàs *et al.* explored the low bandgap polymer PCDTBT in an organic photocathode blended with PCBM and achieved impressive operational photocathode stabilities of >5 h, as well as exhibiting significantly higher photovoltages compared to P3HT:PCBM blends. This demonstrates the huge potential to combine the progress in materials design and device engineering between the fields of OPV and PEC research, in order to develop high efficiency, stable and low-cost OPEC devices.

Materials advances in organic semiconductors: from OPV to OPEC devices

Low-bandgap donor polymers

Because of the limited visible wavelength absorption of fullerene acceptors, much of the focus of OPV materials development has been to design lower bandgap donor polymers in order to harvest more of the solar spectrum. Initial efforts in this area focused on strategies to planarise the molecular backbone and thereby improve the π -orbital overlap. This included the introduction of bridging atoms such as fluorene and indacenodithiophene, fused ring systems such as benzodithiophene and thienothiophene, and increasing the degree of quinoidal character through replacing phenyl ring systems with thiophene-based systems. In more recent years, the strategy of push-pull hybridisation has been widely adopted, whereby the backbone is composed of alternating electron-rich and electron-poor moieties which results in molecular orbital mixing of these components and a reduced effective bandgap, as demonstrated

in Fig. 1b.^{23,45–47} Using the diverse toolkit of synthetic organic chemistry to tune the energy levels of the molecule, this strategy has proven extremely successful in extending the absorption of donor polymers into the near-IR region of the spectrum, with bandgaps below 1.3 eV having been reported.⁴⁸

Meanwhile, the maximum available open circuit from the OPV cell is determined by the energetic offset between the HOMO of the donor and the LUMO of the acceptor, and can therefore be increased by designing donor polymers with low-lying HOMO energies, some examples of which are shown in Fig. 6. The paradox of trying to maximise light absorption by reducing the bandgap, whilst maximising the voltage by trying to lower the HOMO, has been one of the main dilemmas in materials design for OPV electron donor polymers. In the context of OPEC cells, the large voltage of 1.5 V that is needed to drive unassisted water splitting means that it may be necessary in this case to compromise on the photocurrent in order to maximise photovoltage, meaning that a deep HOMO is more of a priority in these applications. Stabilisation of the HOMO in push-pull polymers can be achieved by various strategies such as incorporating electron-withdrawing substituents along the backbone, as exemplified by the development of the fluorinated PTB7 polymer by Liang *et al.*, which has an ionisation potential of 5.15 eV compared to 5.04 eV for the unfluorinated counterpart.^{49,50} It should be noted that fluorination is a particularly useful strategy in this regard since it typically results in stabilisation of both the HOMO and LUMO, thereby allowing for a narrow bandgap to be maintained whilst increasing the available voltage.^{51–53} However, it should also be noted that a sufficiently high-lying LUMO on the donor is required to provide an energetic driving force for charge transfer to the acceptor LUMO. Further stabilisation of the donor HOMO was achieved by replacing the electron-donating alkoxy side chains of PTB7 with alkylthienyl side chains in PTB7-Th, also known as PCE-10, resulting in an increased V_{OC} from 0.76 V to 0.81 V.⁵⁴ A larger ionisation potential of 5.44 eV was then obtained by incorporating thioalkyl chains on the alkylthienyl groups, resulting in 0.89 V with fullerene-based acceptors.⁵⁵ Similarly, Li *et al.* recently published the benzodithiophene based polymer PDTB-EF-T, wherein a deep HOMO of -5.5 eV achieved through the synergistic electron-withdrawing effect of the fluorine groups on the alkylthiophene side-chains and ester groups on the thiophene co-monomers.⁵⁶ In this example, side-chain engineering was used to optimise the interchain interactions and achieve a favourable morphology, resulting in an

Table 1 Examples of OPEC photoelectrodes showing operational stabilities of several hours. In these reports, hole and electron selective layers (HSL and ESL) are deposited by sputtering (PVD) atomic layer deposition (ALD), pulsed laser deposition (PLD) or are solution processed (sp). Catalysts are deposited by PVD, electrodeposition (e-dep) or as nanoparticles (nps) from solution

HSL	Blend	ESL	Catalyst	Electrolyte	Potential [V vs. RHE]	Stability [hours]	Ref.
x-PEDOT (sp)	P3HT:PCBM	TiO _x (sp)	Pt (PVD)	0.1 M Na ₂ SO ₄ (pH 2)	0	3	42
CuI (sp)	P3HT:PCBM	a-TiO ₂ (ALD)	RuO ₂ (e-dep)	0.1 M Na ₂ SO ₄ (pH 1.36)	0	3.5	41
WO ₃ (PVD)	P3HT:PCBM	a-TiO ₂ (PLD)	Pt (PVD)	0.1 M H ₂ SO ₄ (pH 1.37)	+0.2	10	43
NiO (sp)	PCDTBT:PCBM	a-TiO ₂ (ALD)	RuO ₂ (sp nps)	0.1 M phosphate buffer (pH 7)	0	5	44



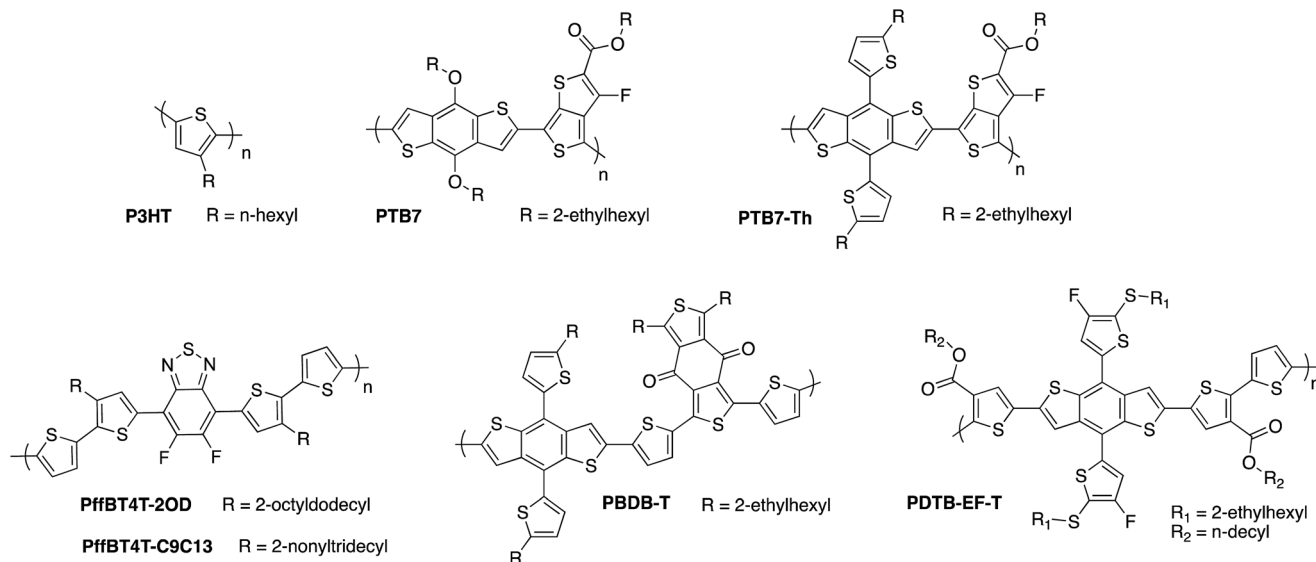


Fig. 6 Examples of some of the high performance donor polymers employed in organic photovoltaics research.

outstanding fill factor of 0.76 and power conversion efficiency of 14.2%. The medium bandgap benzodithiophene-*co*-benzodithiophenedione based push-pull polymer PBDBT developed by the Hou group, (also known as PCE-12) has also demonstrated excellent performance when spectrally matched with low bandgap non-fullerene acceptors (as discussed below). The large ionisation potential (5.33 eV) of this polymer in particular may offer promise for high photovoltage OPEC applications.⁵⁷ Thirdly, a number of oligothiophene-based push-pull polymers have been developed by the Yan group and others that have strong, temperature-dependent aggregation properties, resulting in the formation of robust, near-ideal morphologies with small but phase-pure polymer domains.^{58–61} Although this class of polymers present challenges in reproducibility and scale up due to the high-temperature solution processing required, many of these polymers such as PffBT4T-2OD and its longer chain analogue PffBT4T-C9C13 deliver excellent photovoltaic performance of up to 13% PCE, with high open circuit voltages of up to 1.1 V that could prove promising for OPEC applications.⁶²

As well as selecting materials to maximise photocurrent and photovoltage in photoelectrode applications, it is equally important to consider the stability of these new push-pull polymers in transferring this research to PEC applications. Unfortunately, it has been shown that many of the high-performance donor polymers suffer from significant degradation under illumination in ambient conditions.^{63–65} Photooxidation and degradation of the polymer backbone is one factor that contributes to this instability, most notably in the case of BDT-TT polymers,^{66–68} and it has been shown to be accelerated by the use of high-boiling point solvent additives such as 1,8-diiodooctane in deposition of the active layers.^{69–71} Another source of instability for OPV devices is related to the electrode or interfacial materials, for example in the use of easily oxidised, low-workfunction metal electrodes⁷² or the acidic, hygroscopic

poly(3,4-ethylenedioxythiophene)-polystyrene sulfonate (PEDOT:PSS) hole transport layer, as discussed above.⁷³ These factors will certainly need to be taken into consideration when transferring this research to OPEC applications, as indeed will the stability of these materials under operation in aqueous conditions, which has not yet been studied.

Non-fullerene acceptors

Until very recently, the vast majority of organic solar cell research utilised a fullerene derivative, such as the archetypal phenyl-C₆₁-butyric acid methyl ester (PC₆₁BM) or its C₇₀ analogue PC₇₁BM, as the electron accepting material. Whilst fullerenes have excellent electron transport properties and large electron affinities, making them compatible with many donor polymers, they also have several limitations. Most significantly, C₆₀ fullerenes in particular have very limited absorption in the visible and near-IR region of the solar spectrum due to their high molecular symmetry, which limits the contribution of the acceptor towards light absorption within the active layer. In addition, the very deep LUMO energy of PC₆₁BM and PC₇₁BM significantly limits the available open circuit voltage. Since the optoelectronic properties of fullerenes cannot easily be modified through changes to the chemical structure, it has therefore only been possible until recently to tune the V_{OC} through designing polymers with deeper HOMO energies, which often contradicts the need for a low optical bandgap as mentioned above.

Over the past few years, chemists have made considerable breakthroughs in developing alternative, non-fullerene based acceptors (NFAs) with improved visible wavelength absorption and tuneable frontier energy levels, which have resulted in rapid advances in OPV device performance.^{74–77} The most successful materials in this regard (some example of which are shown in Fig. 7) are based on the same push-pull hybridisation strategy employed in the design of semiconducting polymers, which



device architecture and interfacial layers. In the conventional OPV architecture depicted in Fig. 8, a transparent conducting oxide (typically indium tin oxide) is used as the high work function, transparent anode, with a selective hole transport layer such as the solution processed PEDOT:PSS deposited between the anode and the active layer. A low workfunction metal such as Al is typically used as the cathode in this case, with an additional interlayer of Ca or LiF to facilitate electron injection. This conventional architecture has some disadvantages, in particular with regards to stability due to the reliance on easily oxidised, low workfunction metal electrodes⁸⁹ and acidic, hygroscopic PEDOT:PSS.⁹⁰ An alternative, inverted architecture (Fig. 4) was therefore adopted wherein ITO is instead used as the cathode, with an electron transport layer such as ZnO or TiO_x solution deposited on top.^{91,92} MoO₃ is often used as the hole selective interlayer in this case and stable metal such as Ag can be used as the top contact, allowing for considerably reduced degradation rates. As well as offering improved stability, the inverted architecture is increasingly used due to the enhanced photovoltaic performance that it offers for many BHJ blends. This may be partly due to the increased light absorption achieved through the use of high reflectance Ag electrodes, but also because of differences in vertical phase separation within the blend. In each configuration, differences in surface energy at the electrode can favour the build-up of a polymer-rich or acceptor-rich layer at the interface. This can significantly affect the charge carrier mobilities and the extent of charge recombination at this interface, which therefore impacts short circuit currents and fill factor, highlighting the importance of tailoring the interfacial properties for enhanced performance.^{93,94}

Since the majority of high performance OPV materials are now optimised for the inverted architecture, one important aspect of developing OPEC devices will be to investigate how the vertical phase separation behaviour and device performance change when using a conventional architecture for photocathodes. At the same time, this will involve investigating alternative charge selective layers that can allow for preferential vertical phase separation within the active layer, whilst improving the interfacial cohesion and stability of the device.

Multijunction device designs

As well as advances in interfacial engineering, the development of high performance OPEC devices can certainly benefit from recent progress in tandem and multijunction architectures as a route to achieving higher photovoltages whilst harvesting more of the solar spectrum.^{95–97} In single junction OPV devices, the V_{OC} is limited by the bandgap of the donor and acceptor materials, which leads to inherent energy losses due to the thermalisation of high-energy photons ($E > E_g$). By combining 2 or more sub-cells with complementary bandgaps and connecting them in series, as demonstrated in Fig. 9, the total theoretical V_{OC} becomes the sum of the individual V_{OC} s of the subcells and can often be sufficient to provide the necessary voltage of >1.8 V to drive water splitting. This architecture allows the use of strongly absorbing catalysts and larger electrolyte solution volumes in OPEC devices, since light absorption has only to be optimised within the photocathode. In addition, catalysts with reflective properties could be used to enhance efficiency. It is worth mentioning that although there have been some examples of organic photoanodes,^{35,98} we think that OPEC cells based on tandem-photocathodes are more promising than a photocathode-photoanode tandem cell. As pointed out earlier, water oxidation is a complex and slow reaction, making efficient hole extraction difficult. In addition, many organic materials are sensitive towards oxygen and suffer from degradation upon exposure. Furthermore, the tandem architectures shown below are good starting points to explore these systems for OPEC water splitting.

In addition, by selecting materials with complementary absorption across the spectrum, larger photocurrents can be achieved from multijunction devices due to enhanced spectral coverage (Fig. 10).

Tandem and triple junction OPV devices have gone through remarkable advances in performance in recent years, accelerated by the emergence of highly tuneable non-fullerene acceptors as well as new medium and wide-bandgap donor polymers, which present new opportunities to tailor the spectral coverage and voltage of the complementary subcells. With regards to OPEC devices, the opportunity to produce much higher photovoltages >1.8 V using multijunction devices is particularly important in terms of meeting the high voltage requirements

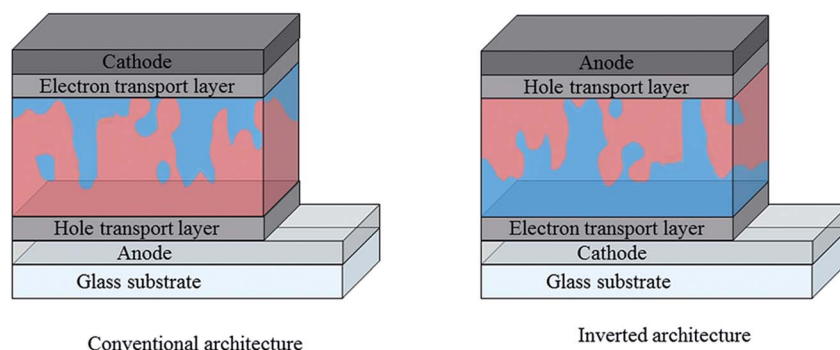


Fig. 8 Simplified diagrams depicting conventional and inverted architectures used in single junction organic solar cells; red represents donor-rich regions and blue represents acceptor-rich regions. Reproduced from ref. 76 with permission from the Royal Society of Chemistry.



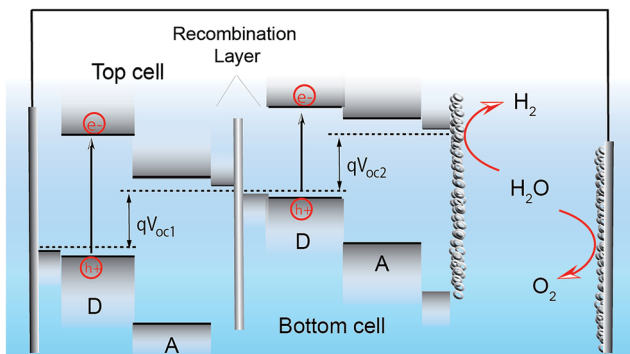


Fig. 9 Schematic of a simplified energy diagram of a tandem photocathode comprised of two sub-cells with complementary absorption spectra that are connected in series via a recombination layer and coated with a HER catalyst. A dark electrode is used for water oxidation. This architecture allows the use of strongly absorbing catalysts and larger electrolyte solution volumes between photocathode and anode, since light absorption only needs to be optimised within the photocathode. In addition, catalysts with reflective properties could enhance efficiency. Using a dark anode for oxygen evolution can help to overcome many hurdles in PEC water splitting, such as the susceptibility of many organic semiconductors towards degradation under oxygen exposure.

for water splitting. Since the number of available donor and acceptor materials combinations for organic multijunction devices has multiplied in recent years, the performance of organic multijunction devices is limited more by the availability of charge recombination layers which can deliver sufficiently high photon transmittance and efficient charge recombination, whilst avoiding any damage or degradation of the active layer beneath. The introduction of semitransparent, ultrathin metal layers provided significant advances in this area due to the ability to manipulate the optical field distribution as well as providing balanced current densities

between subcells, as demonstrated by the $\text{MoO}_3/\text{Ag}/\text{polyelectrolyte}$ layer developed by Zou *et al.*⁹⁹ Recently, Che *et al.* published a tandem OPV device based on a vacuum-deposited small molecule: C_{70} bottom cell and a solution-processed PTB7-Th:non-fullerene acceptor top cell (Fig. 11) which gave impressive power conversion efficiencies of 15% for relatively large device areas (2 mm^2) and open circuit voltages of up to 1.6 V.¹⁰⁰ A nearly optically and electrically lossless charge recombination layer was employed, consisting of a layer of Ag nanoparticles adjacent to a vacuum thermal evaporation (VTE)-deposited BPhen: C_{60} electron-filtering buffer layer, with a hydrophilic capping PEDOT:PSS inter-layer deposited on top to protect the BPhen: C_{60} from damage during solution deposition of the top cell. As well as the exceptionally high PCE, this example offers particular promise for photocathode applications due to its optimal performance in the conventional device architecture, unlike many of the high performance OPV devices in the literature.

Homo-tandem devices, wherein 2 or more subcells of the same active layer materials are stacked in series or parallel, have also attracted recent interest as a means to enhance the light trapping and photovoltage, as well as offering simplified processing due to the use of only one active layer blend.^{101,102} Esiner *et al.* fabricated triple junction OPV devices with 2 identical photoactive layers based on the wide bandgap polymer PTPTIBDT-OD that could produce open circuit voltages up to 1.74 V, which they demonstrated to be large enough to split water in an electrochemical device.^{103–105} In another example by Chen *et al.*, a double junction homo-tandem device was fabricated with the oligothiophene polymer P3TEA and a perylene diimide based non-fullerene acceptor SF-PDI₂, giving an exceptionally high V_{OC} of 2.1 V and 10.8% PCE.¹⁰⁶ The high photovoltage of this OPV device was also used to split water in an electrolytic cell, demonstrating the potential to implement homo-tandem devices in photocathodes if the materials are

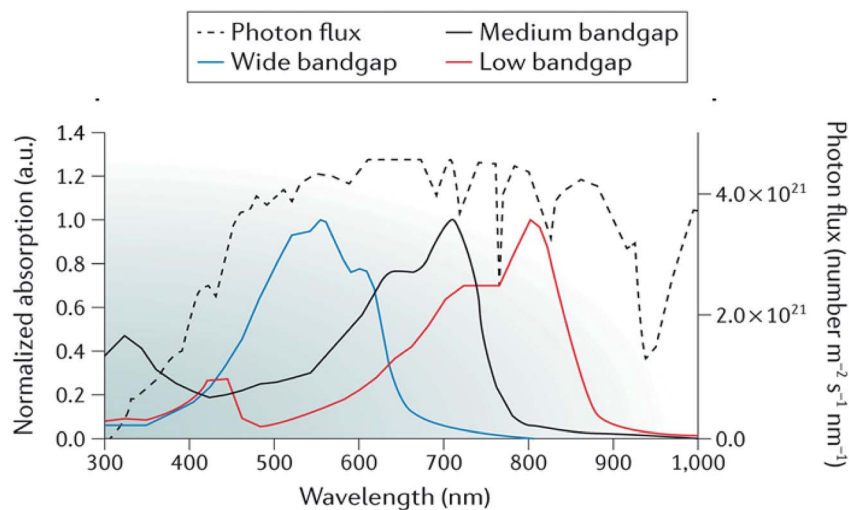


Fig. 10 Representative absorption spectra of wide-bandgap, medium-bandgap and low-bandgap donor polymers used in tandem organic solar cells alongside the AM 1.5G solar spectrum (black dotted curve). ICL, interconnecting layer; TCO, transparent conductive oxide. Adapted by permission from Springer Nature: Li *et al.*, *Nature Mater. Rev.*, Copyright 2017.⁹⁷



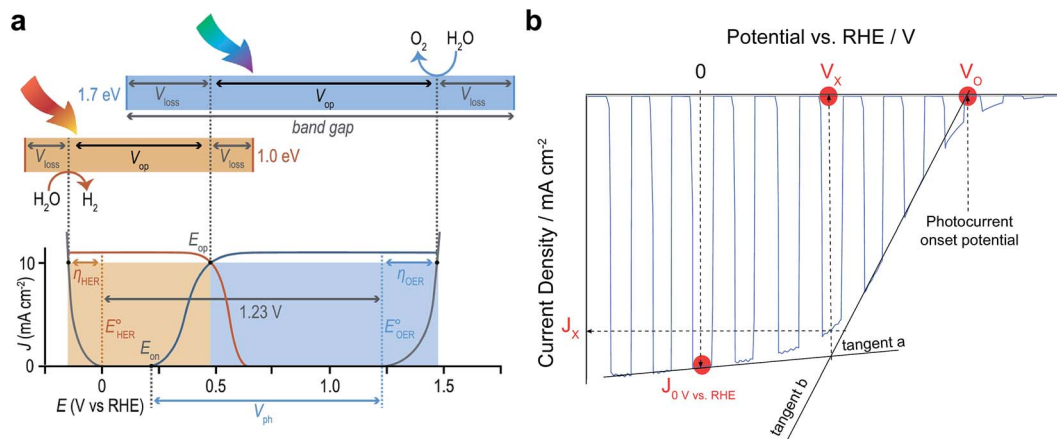


Fig. 12 (a) Schematic relating band gaps and photovoltages for an idealised two-absorber tandem photoelectrolysis device in which the anode is the top absorber. Free energy losses in each absorber (V_{loss}) and catalytic overpotentials for each half-reaction (η) are fundamental loss pathways. Current density–potential curves for electrocatalysts (grey) and an idealised PEC photoanode (blue) and photocathode (orange) are shown with their relative power contributions (shaded areas) in an ideal tandem operating at E_{op} being the intersection of the two J - V curves. Reprinted from ref. 6 with permission from Elsevier. (b) Useful benchmark parameters in a current density–potential (J - V) curve of typical OPEC cells showing the current density at 0 V vs. RHE, the photocurrent J_x at the cross-over potential V_x and the photocurrent onset potential V_0 . For simplicity, a photocathode J - V curve was chosen.

Table 2 Benchmarks of selected OPEC photoelectrodes

Cathode	V_0 [V vs. RHE]	J_0 v_{RHE} [mA cm^{-2}]	V_x [V vs. RHE]	J_x [mA cm^{-2}]	Ref.
PEDOT:PSS/P3HT:PCBM/LiF/Al/Ti/MoS _x	0.39	−7.90	0.053	−7.42	31
CuI/P3HT:PCBM/TiO ₂ /Pt:PEI	0.55	−6.78	0.281	−4.84	40
CuI/P3HT:PCBM/TiO ₂ /RuO ₂ (stabilised)	0.48	−3.61	0.091	−3.13	41
(100 nm) WO ₃ /P3HT:PCBM/TiO ₂ /Pt (stabilised)	0.41	−2.48	— ^a	— ^a	43
PEDOT:PSS/PCDTBT:PCBM/TiO ₂ /RuO ₂	0.58	−2.85	— ^a	— ^a	44
NiO/PCDTBT:PCBM/TiO ₂ /RuO ₂ (stabilised)	0.41	−1.45	— ^a	— ^a	44

^a Values could not be determined.

protected CuI/P3HT:PCBM/TiO₂/RuO₂ photocathode shows the best stabilised OPEC performance. Some of the recent examples show rather resistive J - V curves and hence, the cross-over potential, V_x , and photocurrent, J_x , cannot be determined.

Conclusions

In summary, although a direct semiconductor/electrolyte solution junction would be highly desirable for a simple and low-cost PEC design, decades of research on PEC water splitting with inorganic materials has revealed some serious shortcomings of such systems. In particular, these devices suffer from significant photovoltage losses due to water splitting being too slow to compete with charge recombination in the absence of a strong electric field. Buried junction PEC devices have been proven to achieve generally higher photovoltages but are often prohibitively expensive when fabricated with traditional inorganic materials. OPEC water splitting devices, meanwhile, have great potential to realise a cost-effective *buried junction* type photoelectrode, standing on the shoulders of decade-long research in both the OPV and PEC fields.

The rapid advances in materials design within the field of OPV has provided a vast number of high performance donor polymers and non-fullerene acceptors with carefully tailored chemical structures that can now deliver both high photocurrents and open circuit voltages > 1 V. Opportunities to *adopt these new materials to OPEC photoelectrodes* means that significantly more efficient OPEC devices are now in reach. In addition, the use of improved *double or triple BHJ tandem photocathode architectures and interlayer materials* could be especially promising for high-efficiency OPEC devices providing photovoltages of > 1.8 V necessary for the water splitting reaction.

Finally, with all these new research opportunities it will be important to establish a systematic structure to compare OPEC water splitting cells amongst each other and with their inorganic counterparts, and to easily identify benchmark systems. Towards this goal, we suggest here some *benchmarking guidelines* and emphasise the need to implement operational stability measurements over several hours into the protocol.

With more research on buried junction OPEC devices implementing some of the most promising blend materials used so far in the OPV field we expect to see rapid advances in



OPEC benchmark performances. Simultaneously, the field should move towards reporting stabilised performances. Existing organic blend materials should be screened in order to find candidates for improved stability in aqueous environments under applied potential and light bias. Furthermore, materials design should include synthesis strategies to improve material performance *and* stability and be tailored to OPEC water splitting needs. Identifying stable and high-performance materials for OPEC photocathodes will pave the way for stable tandem architectures that could demonstrate *stable* and *efficient* voltage-unassisted water splitting with *low-cost* devices.

Conflicts of interest

The authors declare no conflict of interest.

Acknowledgements

L. S. would like to thank the European Research Council (H2020-MSCA-IF-2016 Grant 749231) for funding. S. H. acknowledges funding from the EPSRC (EP/M005143/1 Project 51323). Both authors would like to thank J. R. Durrant and I. McCulloch for proof-reading the manuscript.

References

- J. L. Young, M. A. Steiner, H. Döscher, R. M. France, J. A. Turner and T. G. Deutsch, Direct Solar-to-Hydrogen Conversion *Via* Inverted Metamorphic Multi-Junction Semiconductor Architectures, *Nat. Energy*, 2017, **2**, 17028.
- K. Sivula and R. van de Krol, Semiconducting Materials for Photoelectrochemical Energy Conversion, *Nat. Rev. Mater.*, 2016, **1**, 15010.
- M. S. Prévot and K. Sivula, Photoelectrochemical Tandem Cells for Solar Water Splitting, *J. Phys. Chem. C*, 2013, **117**, 17879–17893.
- F. F. Le, E. Pastor, S. D. Tilley, C. A. Mesa, S. R. Pendlebury, M. Gratzel and J. R. Durrant, Rate Law Analysis of Water Oxidation on a Hematite Surface, *J. Am. Chem. Soc.*, 2015, **137**, 6629–6637.
- F. Le Formal, S. R. Pendlebury, M. Cornuz, S. D. Tilley, M. Gratzel and J. R. Durrant, Back Electron-Hole Recombination in Hematite Photoanodes for Water Splitting, *J. Am. Chem. Soc.*, 2014, **136**, 2564–2574.
- M. T. Mayer, Photovoltage at Semiconductor–Electrolyte Junctions, *Curr. Opin. Electrochem.*, 2017, **2**, 104–110.
- S. D. Tilley, M. Cornuz, K. Sivula and M. Grätzel, Light-Induced Water Splitting with Hematite: Improved Nanostructure and Iridium Oxide Catalysis, *Angew. Chem., Int. Ed.*, 2010, **49**, 6405–6408.
- T. W. Kim and K.-S. Choi, Nanoporous BiVO₄ Photoanodes with Dual-Layer Oxygen Evolution Catalysts for Solar Water Splitting, *Science*, 2014, **343**, 990.
- T. Hisatomi, F. Le Formal, M. Cornuz, J. Brillet, N. Tetreault, K. Sivula and M. Gratzel, Cathodic Shift in Onset Potential of Solar Oxygen Evolution on Hematite by 13-Group Oxide Overlayers, *Energy Environ. Sci.*, 2011, **4**, 2512–2515.

- F. Le Formal, N. Tetreault, M. Cornuz, T. Moehl, M. Gratzel and K. Sivula, Passivating Surface States on Water Splitting Hematite Photoanodes with Alumina Overlayers, *Chem. Sci.*, 2011, **2**, 737–743.
- L. Steier, I. Herranz-Cardona, S. Gimenez, F. Fabregat-Santiago, J. Bisquert, S. D. Tilley and M. Gratzel, Understanding the Role of Underlayers and Overlayers in Thin Film Hematite Photoanodes, *Adv. Funct. Mater.*, 2014, **24**, 7681–7688.
- A. Kafizas, X. Xing, S. Selim, C. A. Mesa, Y. Ma, C. Burgess, M. A. McLachlan and J. R. Durrant, Ultra-Thin Al₂O₃ Coatings on BiVO₄ Photoanodes: Impact on Performance and Charge Carrier Dynamics, *Catal. Today*, 2017, DOI: 10.1016/j.cattod.2017.11.
- M. Barroso, A. J. Cowan, S. R. Pendlebury, M. Grätzel, D. R. Klug and J. R. Durrant, The Role of Cobalt Phosphate in Enhancing the Photocatalytic Activity of A-Fe₂O₃ Toward Water Oxidation, *J. Am. Chem. Soc.*, 2011, **133**, 14868–14871.
- Y. Ma, A. Kafizas, R. Pendlebury Stephanie, F. Le Formal and R. Durrant James, Photoinduced Absorption Spectroscopy of Copi on BiVO₄: The Function of Copi During Water Oxidation, *Adv. Funct. Mater.*, 2016, **26**, 4951–4960.
- A. Paracchino, V. Laporte, K. Sivula, M. Grätzel and E. Thimsen, Highly Active Oxide Photocathode for Photoelectrochemical Water Reduction, *Nat. Mater.*, 2011, **10**, 456.
- L. Pan, J. H. Kim, M. T. Mayer, M.-K. Son, A. Ummadisingu, J. S. Lee, A. Hagfeldt, J. Luo and M. Grätzel, Boosting the Performance of Cu₂O Photocathodes for Unassisted Solar Water Splitting Devices, *Nature Catalysis*, 2018, **1**, 412–420.
- G. Suppes, E. Ballard and S. Holdcroft, Aqueous Photocathode Activity of Regioregular Poly(3-Hexylthiophene), *Polym. Chem.*, 2013, **4**, 5345–5350.
- D. Hursan, A. Kormanyos, K. Rajeshwar and C. Janaky, Polyaniline Films Photoelectrochemically Reduce CO₂ to Alcohols, *Chem. Commun.*, 2016, **52**, 8858–8861.
- C. W. Tang, Two-Layer Organic Photovoltaic Cell, *Appl. Phys. Lett.*, 1986, **48**, 183–185.
- B. Siegmund, T. Sajjad Muhammad, J. Widmer, D. Ray, C. Koerner, M. Riede, K. Leo, D. W. Samuel Ifor and K. Vandewal, Exciton Diffusion Length and Charge Extraction Yield in Organic Bilayer Solar Cells, *Adv. Mater.*, 2017, **29**, 1604424.
- M. Hiramoto, H. Fujiwara and M. Yokoyama, Three-Layered Organic Solar Cell with a Photoactive Interlayer of Codeposited Pigments, *Appl. Phys. Lett.*, 1991, **58**, 1062–1064.
- N. S. Sariciftci, L. Smilowitz, A. J. Heeger and F. Wudl, Semiconducting Polymers (as Donors) and Buckminsterfullerene (as Acceptor): Photoinduced Electron Transfer and Heterojunction Devices, *Synth. Met.*, 1993, **59**, 333–352.
- S. Holliday, Y. Li and C. K. Luscombe, Recent Advances in High Performance Donor–Acceptor Polymers for Organic Photovoltaics, *Prog. Polym. Sci.*, 2017, **70**, 34–51.



- 24 T. Dang Minh, L. Hirsch and G. Wantz, P3HT:Pcbm, Best Seller in Polymer Photovoltaic Research, *Adv. Mater.*, 2011, **23**, 3597–3602.
- 25 S. Holliday, J. E. Donaghey and I. McCulloch, Advances in Charge Carrier Mobilities of Semiconducting Polymers Used in Organic Transistors, *Chem. Mater.*, 2014, **26**, 647–663.
- 26 F. Fumagalli, S. Bellani, M. Schreier, S. Leonardi, H. C. Rojas, A. Ghadirzadeh, G. Tullii, A. Savoini, G. Marra, L. Meda, *et al.*, Hybrid Organic-Inorganic H-2-Evolving Photocathodes: Understanding the Route Towards High Performance Organic Photoelectrochemical Water Splitting, *J. Mater. Chem. A*, 2016, **4**, 2178–2187.
- 27 S. F. Yang, L. Z. Fan and S. H. Yang, Significantly Enhanced Photocurrent Efficiency of a Poly(3-Hexylthiophene) Photoelectrochemical Device by Doping with the Endohedral Metallofullerene Dy@C-82, *Chem. Phys. Lett.*, 2004, **388**, 253–258.
- 28 E. Lanzarini, M. R. Antognazza, M. Biso, A. Ansaldo, L. Laudato, P. Bruno, P. Metrangolo, G. Resnati, D. Ricci and G. Lanzani, Polymer-Based Photocatalytic Hydrogen Generation, *J. Phys. Chem. C*, 2012, **116**, 10944–10949.
- 29 T. Abe, S. Tobinai, N. Taira, J. Chiba, T. Itoh and K. Nagai, Molecular Hydrogen Evolution by Organic P/N Bilayer Film of Phthalocyanine/Fullerene in the Entire Visible-Light Energy Region, *J. Phys. Chem. C*, 2011, **115**, 7701–7705.
- 30 T. Bourgeteau, D. Tondelier, B. Geffroy, R. Brisse, C. Laberty-Robert, S. Campidelli, R. de Bettignies, V. Artero, S. Palacin and B. Jusselme, A H-2-Evolving Photocathode Based on Direct Sensitization of MoS₃ with an Organic Photovoltaic Cell, *Energy Environ. Sci.*, 2013, **6**, 2706–2713.
- 31 T. Bourgeteau, D. Tondelier, B. Geffroy, R. Brisse, R. Cornut, V. Artero and B. Jusselme, Enhancing the Performances of P3HT:PCBM-MoS₃-Based H-2-Evolving Photocathodes with Interfacial Layers, *ACS Appl. Mater. Interfaces*, 2015, **7**, 16395–16403.
- 32 A. Guerrero, M. Haro, S. Bellani, M. R. Antognazza, L. Meda, S. Gimenez and J. Bisquert, Organic Photoelectrochemical Cells with Quantitative Photocarrier Conversion, *Energy Environ. Sci.*, 2014, **7**, 3666–3673.
- 33 P. Cendula, L. Steier, P. A. Losio, M. Gratzel and J. O. Schumacher, Analysis of Optical Losses in a Photoelectrochemical Cell: A Tool for Precise Absorbance Estimation, *Adv. Funct. Mater.*, 2018, **28**.
- 34 M. Gratzel, Photoelectrochemical Cells, *Nature*, 2001, **414**, 338–344.
- 35 P. Borno, M. S. Prévot, X. Yu, N. Guijarro and K. Sivula, Direct Light-Driven Water Oxidation by a Ladder-Type Conjugated Polymer Photoanode, *J. Am. Chem. Soc.*, 2015, **137**, 15338–15341.
- 36 S. Kraner, C. Koerner, K. Leo, E. Bittrich, K. J. Eichhorn, Y. Karpov, A. Kiriy, M. Stamm, K. Hinrichs and M. Al-Hussein, Dielectric Function of a Poly(Benzimidazobenzophenanthroline) Ladder Polymer, *Phys. Rev. B: Condens. Matter Mater. Phys.*, 2015, **91**, 195202.
- 37 S. Kraner, R. Scholz, F. Plasser, C. Koerner and K. Leo, Exciton Size and Binding Energy Limitations in One-Dimensional Organic Materials, *J. Chem. Phys.*, 2015, **143**, 244905.
- 38 E. Belarbi, V. M. Blas-Ferrando, M. Haro, H. Maghraoui-Meherzi and S. Gimenez, Electropolymerized Polyaniline: A Promising Hole Selective Contact in Organic Photoelectrochemical Cells, *Chem. Eng. Sci.*, 2016, **154**, 143–149.
- 39 T. Bourgeteau, D. Tondelier, B. Geffroy, R. Brisse, S. Campidelli, R. Cornut and B. Jusselme, All Solution-Processed Organic Photocathodes with Increased Efficiency and Stability Via the Tuning of the Hole-Extracting Layer, *J. Mater. Chem. A*, 2016, **4**, 4831–4839.
- 40 H. C. Rojas, S. Bellani, F. Fumagalli, G. Tullii, S. Leonardi, M. T. Mayer, M. Schreier, M. Gratzel, G. Lanzani, F. Di Fonzo, *et al.*, Polymer-Based Photocathodes with a Solution-Processable Cuprous Iodide Anode Layer and a Polyethyleneimine Protective Coating, *Energy Environ. Sci.*, 2016, **9**, 3710–3723.
- 41 L. Steier, S. Bellani, H. C. Rojas, L. F. Pan, M. Laitinen, T. Sajavaara, F. Di Fonzo, M. Gratzel, M. R. Antognazza and M. T. Mayer, Stabilizing Organic Photocathodes by Low-Temperature Atomic Layer Deposition of TiO₂, *Sustainable Energy Fuels*, 2017, **1**, 1915–1920.
- 42 M. Haro, C. Sois, G. Molina, L. Otero, J. Bisquert, S. Gimenez and A. Guerrero, Toward Stable Solar Hydrogen Generation Using Organic Photoelectrochemical Cells, *J. Phys. Chem. C*, 2015, **119**, 6488–6494.
- 43 A. Mezzetti, F. Fumagalli, A. Alfano, D. Iadicco, M. R. Antognazza and F. di Fonzo, Stable Hybrid Organic/Inorganic Photocathodes for Hydrogen Evolution with Amorphous WO₃ Hole Selective Contacts, *Faraday Discuss.*, 2017, **198**, 433–448.
- 44 L. Francas, E. Burns, L. Steier, H. Cha, L. Sola-Hernandez, X. O. Li, P. S. Tuladhar, R. Bofill, J. Garcia-Anton, X. Sala, *et al.*, Rational Design of a Neutral Ph Functional and Stable Organic Photocathode, *Chem. Commun.*, 2018, **54**, 5732–5735.
- 45 X. Guo, M. Baumgarten and K. Müllen, Designing Π -Conjugated Polymers for Organic Electronics, *Prog. Polym. Sci.*, 2013, **38**, 1832–1908.
- 46 C. Liu, K. Wang, X. Gong and A. J. Heeger, Low Bandgap Semiconducting Polymers for Polymeric Photovoltaics, *Chem. Soc. Rev.*, 2016, **45**, 4825–4846.
- 47 K. Müllen and W. Pisula, Donor-Acceptor Polymers, *J. Am. Chem. Soc.*, 2015, **137**, 9503–9505.
- 48 K. Kawabata, M. Saito, I. Osaka and K. Takimiya, Very Small Bandgap Π -Conjugated Polymers with Extended Thienoquinoids, *J. Am. Chem. Soc.*, 2016, **138**, 7725–7732.
- 49 Y. Liang, Z. Xu, J. Xia, S.-T. Tsai, Y. Wu, G. Li, C. Ray and L. Yu, For the Bright Future—Bulk Heterojunction Polymer Solar Cells with Power Conversion Efficiency of 7.4%, *Adv. Mater.*, 2010, **22**, E135–E138.
- 50 L. Lu and L. Yu, Understanding Low Bandgap Polymer Ptb7 and Optimizing Polymer Solar Cells Based on It, *Adv. Mater.*, 2014, **26**, 4413–4430.



- 51 M. Zhang, X. Guo, S. Zhang and J. Hou, Synergistic Effect of Fluorination on Molecular Energy Level Modulation in Highly Efficient Photovoltaic Polymers, *Adv. Mater.*, 2013, **26**, 1118–1123.
- 52 P. Liu, K. Zhang, F. Liu, Y. Jin, S. Liu, T. P. Russell, H.-L. Yip, F. Huang and Y. Cao, Effect of Fluorine Content in Thienothiophene–Benzodithiophene Copolymers on the Morphology and Performance of Polymer Solar Cells, *Chem. Mater.*, 2014, **26**, 3009–3017.
- 53 F. Meyer, Fluorinated Conjugated Polymers in Organic Bulk Heterojunction Photovoltaic Solar Cells, *Prog. Polym. Sci.*, 2015, **47**, 70–91.
- 54 S. Nam, J. Seo, S. Woo, W. H. Kim, H. Kim, D. D. C. Bradley and Y. Kim, Inverted Polymer Fullerene Solar Cells Exceeding 10% Efficiency with Poly(2-Ethyl-2-Oxazoline) Nanodots on Electron-Collecting Buffer Layers, *Nat. Commun.*, 2015, **6**, 8929.
- 55 C. Cui, Z. He, Y. Wu, X. Cheng, H. Wu, Y. Li, Y. Cao and W.-Y. Wong, High-Performance Polymer Solar Cells Based on a 2d-Conjugated Polymer with an Alkylthio Side-Chain, *Energy Environ. Sci.*, 2016, **9**, 885–891.
- 56 S. Li, L. Ye, W. Zhao, H. Yan, B. Yang, D. Liu, W. Li, H. Ade and J. Hou, A Wide Band Gap Polymer with a Deep Highest Occupied Molecular Orbital Level Enables 14.2% Efficiency in Polymer Solar Cells, *J. Am. Chem. Soc.*, 2018, **140**, 7159–7167.
- 57 S. Li, L. Ye, W. Zhao, S. Zhang, S. Mukherjee, H. Ade and J. Hou, Energy-Level Modulation of Small-Molecule Electron Acceptors to Achieve over 12% Efficiency in Polymer Solar Cells, *Adv. Mater.*, 2016, **28**, 9423–9429.
- 58 Y. Liu, J. Zhao, Z. Li, C. Mu, W. Ma, H. Hu, K. Jiang, H. Lin, H. Ade and H. Yan, Aggregation and Morphology Control Enables Multiple Cases of High-Efficiency Polymer Solar Cells, *Nat. Commun.*, 2014, **5**, 5293.
- 59 J. Zhao, Y. Li, A. Hunt, J. Zhang, H. Yao, Z. Li, J. Zhang, F. Huang, H. Ade and H. Yan, A Difluorobenzoxadiazole Building Block for Efficient Polymer Solar Cells, *Adv. Mater.*, 2015, **28**, 1868–1873.
- 60 J. Zhao, Y. Li, H. Lin, Y. Liu, K. Jiang, C. Mu, T. Ma, J. Y. Lin Lai, H. Hu, D. Yu, *et al.*, High-Efficiency Non-Fullerene Organic Solar Cells Enabled by a Difluorobenzothiadiazole-Based Donor Polymer Combined with a Properly Matched Small Molecule Acceptor, *Energy Environ. Sci.*, 2015, **8**, 520–525.
- 61 J. Zhao, Y. Li, G. Yang, K. Jiang, H. Lin, H. Ade, W. Ma and H. Yan, Efficient Organic Solar Cells Processed from Hydrocarbon Solvents, *Nat. Energy*, 2016, **1**, 15027.
- 62 J. Liu, S. Chen, D. Qian, B. Gautam, G. Yang, J. Zhao, J. Bergqvist, F. Zhang, W. Ma, H. Ade, *et al.*, Fast Charge Separation in a Non-Fullerene Organic Solar Cell with a Small Driving Force, *Nat. Energy*, 2016, **1**, 16089.
- 63 D. Baran, R. S. Ashraf, D. A. Hanifi, M. Abdelsamie, N. Gasparini, J. A. Röhr, S. Holliday, A. Wadsworth, S. Lockett, M. Neophytou, *et al.*, Reducing the Efficiency–Stability–Cost Gap of Organic Photovoltaics with Highly Efficient and Stable Small Molecule Acceptor Ternary Solar Cells, *Nat. Mater.*, 2016, **16**, 363.
- 64 S. Holliday, R. S. Ashraf, A. Wadsworth, D. Baran, S. A. Yousaf, C. B. Nielsen, C.-H. Tan, S. D. Dimitrov, Z. Shang, N. Gasparini, *et al.*, High-Efficiency and Air-Stable P3HT-Based Polymer Solar Cells with a New Non-Fullerene Acceptor, *Nat. Commun.*, 2016, **7**, 11585.
- 65 N. Li, J. D. Perea, T. Kassas, M. Richter, T. Heumueller, G. J. Matt, Y. Hou, N. S. Güldal, H. Chen, S. Chen, *et al.*, Abnormal Strong Burn-in Degradation of Highly Efficient Polymer Solar Cells Caused by Spinodal Donor-Acceptor Demixing, *Nat. Commun.*, 2017, **8**, 14541.
- 66 J. Razzell-Hollis, J. Wade, W. C. Tsoi, Y. Soon, J. Durrant and J.-S. Kim, Photochemical Stability of High Efficiency PTB7:PC70BM Solar Cell Blends, *J. Mater. Chem. A*, 2014, **2**, 20189–20195.
- 67 N. Y. Doumon, G. Wang, R. C. Chiechi and L. J. A. Koster, Relating Polymer Chemical Structure to the Stability of Polymer:Fullerene Solar Cells, *J. Mater. Chem. C*, 2017, **5**, 6611–6619.
- 68 A. Giovannitti, J. Thorley Karl, B. Nielsen Christian, J. Li, J. Donahue Mary, G. Malliaras George, J. Rivnay and I. McCulloch, Redox-Stability of Alkoxy-Bdt Copolymers and Their Use for Organic Bioelectronic Devices, *Adv. Funct. Mater.*, 2018, **28**, 1706325.
- 69 A. J. Pearson, P. E. Hopkinson, E. Couderc, K. Domanski, M. Abdi-Jalebi and N. C. Greenham, Critical Light Instability in CB/DIO Processed PBDTTT-EFT:PC71BM Organic Photovoltaic Devices, *Org. Electron.*, 2016, **30**, 225–236.
- 70 B. J. Tremolet de Villers, K. A. O'Hara, D. P. Ostrowski, P. H. Biddle, S. E. Shaheen, M. L. Chabynyc, D. C. Olson and N. Kopidakis, Removal of Residual Diiodooctane Improves Photostability of High-Performance Organic Solar Cell Polymers, *Chem. Mater.*, 2016, **28**, 876–884.
- 71 S. Holliday and K. Luscombe Christine, Low Boiling Point Solvent Additives for Improved Photooxidative Stability in Organic Photovoltaics, *Adv. Electron. Mater.*, 2017, 1700416.
- 72 M. O. Reese, M. S. White, G. Rumbles, D. S. Ginley and S. E. Shaheen, Optimal Negative Electrodes for Poly(3-Hexylthiophene): [6,6]-Phenyl C61-Butyric Acid Methyl Ester Bulk Heterojunction Photovoltaic Devices, *Appl. Phys. Lett.*, 2008, **92**, 053307.
- 73 B. Xu, S.-A. Gopalan, A.-I. Gopalan, N. Muthuchamy, K.-P. Lee, J.-S. Lee, Y. Jiang, S.-W. Lee, S.-W. Kim, J.-S. Kim, *et al.*, Functional Solid Additive Modified PEDOT:Pss as an Anode Buffer Layer for Enhanced Photovoltaic Performance and Stability in Polymer Solar Cells, *Sci. Rep.*, 2017, **7**, 45079.
- 74 C. B. Nielsen, S. Holliday, H.-Y. Chen, S. J. Cryer and I. McCulloch, Non-Fullerene Electron Acceptors for Use in Organic Solar Cells, *Acc. Chem. Res.*, 2015, **48**, 2803–2812.
- 75 P. Cheng, G. Li, X. Zhan and Y. Yang, Next-Generation Organic Photovoltaics Based on Non-Fullerene Acceptors, *Nat. Photonics*, 2018, **12**, 131–142.
- 76 A. Wadsworth, M. Moser, A. Marks, M. S. Little, N. Gasparini, C. J. Brabec, D. Baran and I. McCulloch, Critical Review of the Molecular Design Progress in Non-Fullerene Electron Acceptors Towards Commercially



- Viable Organic Solar Cells, *Chemical Society Reviews*, 2018, DOI: 10.1039/c7cs00892a.
- 77 G. Zhang, J. Zhao, P. C. Y. Chow, K. Jiang, J. Zhang, Z. Zhu, J. Zhang, F. Huang and H. Yan, Nonfullerene Acceptor Molecules for Bulk Heterojunction Organic Solar Cells, *Chem. Rev.*, 2018, **118**, 3447–3507.
- 78 S. Holliday, R. S. Ashraf, C. B. Nielsen, M. Kirkus, J. A. Röhr, C.-H. Tan, E. Collado-Fregoso, A.-C. Knall, J. R. Durrant, J. Nelson, *et al.*, A Rhodanine Flanked Nonfullerene Acceptor for Solution-Processed Organic Photovoltaics, *J. Am. Chem. Soc.*, 2015, **137**, 898–904.
- 79 Y. Lin, J. Wang, Z.-G. Zhang, H. Bai, Y. Li, D. Zhu and X. Zhan, An Electron Acceptor Challenging Fullerenes for Efficient Polymer Solar Cells, *Adv. Mater.*, 2015, **27**, 1170–1174.
- 80 W. Zhao, D. Qian, S. Zhang, S. Li, O. Inganäs, F. Gao and J. Hou, Fullerene-Free Polymer Solar Cells with over 11% Efficiency and Excellent Thermal Stability, *Adv. Mater.*, 2016, **28**, 4734–4739.
- 81 H.-H. Gao, Y. Sun, X. Wan, X. Ke, H. Feng, B. Kan, Y. Wang, Y. Zhang, C. Li and Y. Chen, A New Nonfullerene Acceptor with near Infrared Absorption for High Performance Ternary-Blend Organic Solar Cells with Efficiency over 13%, *Adv. Sci.*, 2018, **5**, 1800307.
- 82 H. Yao, Y. Cui, R. Yu, B. Gao, H. Zhang and J. Hou, Design, Synthesis, and Photovoltaic Characterization of a Small Molecular Acceptor with an Ultra-Narrow Band Gap, *Angew. Chem., Int. Ed.*, 2017, **56**, 3045–3049.
- 83 D. Baran, T. Kirchartz, S. Wheeler, S. Dimitrov, M. Abdelsamie, J. Gorman, R. S. Ashraf, S. Holliday, A. Wadsworth, N. Gasparini, *et al.*, Reduced Voltage Losses Yield 10% Efficient Fullerene Free Organic Solar Cells with >1 V Open Circuit Voltages, *Energy Environ. Sci.*, 2016, **9**, 3783–3793.
- 84 H.-Y. Chen, J. Golder, S.-C. Yeh, C.-W. Lin, C.-T. Chen and C.-T. Chen, Diindeno[1,2-G:1',2'-S]Rubicene: All-Carbon Non-Fullerene Electron Acceptor for Efficient Bulk-Heterojunction Organic Solar Cells with High Open-Circuit Voltage, *RSC Adv.*, 2015, **5**, 3381–3385.
- 85 H. Cha, J. Wu, A. Wadsworth, J. Nagitta, S. Limbu, S. Pont, Z. Li, J. Searle, F. Wyatt Mark, D. Baran, *et al.*, An Efficient, “Burn in” Free Organic Solar Cell Employing a Nonfullerene Electron Acceptor, *Adv. Mater.*, 2017, **29**, 1701156.
- 86 X. Yang, J. K. J. van Duren, R. A. J. Janssen, M. A. J. Michels and J. Loos, Morphology and Thermal Stability of the Active Layer in Poly(P-Phenylenevinylene)/Methanofullerene Plastic Photovoltaic Devices, *Macromolecules*, 2004, **37**, 2151–2158.
- 87 X. Yang, J. Loos, S. C. Veenstra, W. J. H. Verhees, M. M. Wienk, J. M. Kroon, M. A. J. Michels and R. A. J. Janssen, Nanoscale Morphology of High-Performance Polymer Solar Cells, *Nano Lett.*, 2005, **5**, 579–583.
- 88 C. Schroeder Bob, Z. Li, A. Brady Michael, C. Faria Gregório, S. Ashraf Raja, J. Takacs Christopher, S. Cowart John, T. Duong Duc, H. Chiu Kar, C.-H. Tan, *et al.*, Enhancing Fullerene-Based Solar Cell Lifetimes by Addition of a Fullerene Dumbbell, *Angew. Chem., Int. Ed.*, 2014, **53**, 12870–12875.
- 89 V. I. Madogni, B. Kounouhéwa, A. Akpo, M. Agbomahéna, S. A. Hounkpatin and C. N. Awanou, Comparison of Degradation Mechanisms in Organic Photovoltaic Devices Upon Exposure to a Temperate and a Subequatorial Climate, *Chem. Phys. Lett.*, 2015, **640**, 201–214.
- 90 M. Wang and I. G. Hill, Fluorinated Alkyl Phosphonic Acid Sams Replace PEDOT:Pss in Polymer Semiconductor Devices, *Org. Electron.*, 2012, **13**, 498–505.
- 91 L.-M. Chen, Z. Hong, G. Li and Y. Yang, Recent Progress in Polymer Solar Cells: Manipulation of Polymer:Fullerene Morphology and the Formation of Efficient Inverted Polymer Solar Cells, *Adv. Mater.*, 2009, **21**, 1434–1449.
- 92 Z. He, C. Zhong, S. Su, M. Xu, H. Wu and Y. Cao, Enhanced Power-Conversion Efficiency in Polymer Solar Cells Using an Inverted Device Structure, *Nat. Photonics*, 2012, **6**, 591.
- 93 Z. Xu, L.-M. Chen, G. Yang, C.-H. Huang, J. Hou, Y. Wu, G. Li, C.-S. Hsu and Y. Yang, Vertical Phase Separation in Poly(3-Hexylthiophene): Fullerene Derivative Blends and Its Advantage for Inverted Structure Solar Cells, *Adv. Funct. Mater.*, 2009, **19**, 1227–1234.
- 94 Y. Yan, X. Liu and T. Wang, Conjugated-Polymer Blends for Organic Photovoltaics: Rational Control of Vertical Stratification for High Performance, *Adv. Mater.*, 2017, **29**, 1601674.
- 95 T. Ameri, G. Dennler, C. Lungenschmied and C. J. Brabec, Organic Tandem Solar Cells: A Review, *Energy Environ. Sci.*, 2009, **2**, 347–363.
- 96 T. Ameri, N. Li and C. J. Brabec, Highly Efficient Organic Tandem Solar Cells: A Follow up Review, *Energy Environ. Sci.*, 2013, **6**, 2390–2413.
- 97 G. Li, W.-H. Chang and Y. Yang, Low-Bandgap Conjugated Polymers Enabling Solution-Processable Tandem Solar Cells, *Nat. Rev. Mater.*, 2017, **2**, 17043.
- 98 J. T. Kirner and R. G. Finke, Water-Oxidation Photoanodes Using Organic Light-Harvesting Materials: A Review, *J. Mater. Chem. A*, 2017, **5**, 19560–19592.
- 99 J. Zou, C.-Z. Li, C.-Y. Chang, H.-L. Yip and K. Y. Jen Alex, Interfacial Engineering of Ultrathin Metal Film Transparent Electrode for Flexible Organic Photovoltaic Cells, *Adv. Mater.*, 2014, **26**, 3618–3623.
- 100 X. Che, Y. Li, Y. Qu and S. R. Forrest, High Fabrication Yield Organic Tandem Photovoltaics Combining Vacuum- and Solution-Processed Subcells with 15% Efficiency, *Nat. Energy*, 2018, **3**, 422–427.
- 101 Y. Gao, M. Le Corre Vincent, A. Gaïtis, M. Neophytou, A. Hamid Mahmoud, K. Takanabe and M. Beaujuge Pierre, Homo-Tandem Polymer Solar Cells with $V_{OC} > 1.8$ V for Efficient Pv-Driven Water Splitting, *Adv. Mater.*, 2016, **28**, 3366–3373.
- 102 J. You, C.-C. Chen, Z. Hong, K. Yoshimura, K. Ohya, R. Xu, S. Ye, J. Gao, G. Li and Y. Yang, 10.2% Power Conversion Efficiency Polymer Tandem Solar Cells Consisting of Two Identical Sub-Cells, *Adv. Mater.*, 2013, **25**, 3973–3978.
- 103 S. Esiner, H. van Eersel, M. Wienk Martijn and A. J. Janssen René, Triple Junction Polymer Solar Cells for



- Photoelectrochemical Water Splitting, *Adv. Mater.*, 2013, **25**, 2932–2936.
- 104 S. Esiner, G. W. P. van Pruijsen, M. M. Wienk and R. A. J. Janssen, Optimized Light-Driven Electrochemical Water Splitting with Tandem Polymer Solar Cells, *J. Mater. Chem. A*, 2016, **4**, 5107–5114.
- 105 S. Esiner, R. E. M. Willems, A. Furlan, W. Li, M. M. Wienk and R. A. J. Janssen, Photoelectrochemical Water Splitting in an Organic Artificial Leaf, *J. Mater. Chem. A*, 2015, **3**, 23936–23945.
- 106 S. Chen, G. Zhang, J. Liu, H. Yao, J. Zhang, T. Ma, Z. Li and H. Yan, An All-Solution Processed Recombination Layer with Mild Post-Treatment Enabling Efficient Homo-Tandem Non-Fullerene Organic Solar Cells, *Adv. Mater.*, 2016, **29**, 1604231.

