

RESEARCH ARTICLE

View Article Online
View Journal | View IssueCite this: *Org. Chem. Front.*, 2017, 4, 958

Received 22nd January 2017.

Accepted 4th March 2017

DOI: 10.1039/c7qo00062f

rsc.li/frontiers-organic

Enantioselective synthesis of naturally occurring isoquinoline alkaloids: (*S*)-(-)-trolline and (*R*)-(+)-oleracein E[†]

Weilong Lin^a and Shengming Ma^{*a,b}

The highly efficient asymmetric syntheses of a pair of enantiomers, (*S*)-(-)-trolline and (*R*)-(+)-oleracein E, from commercially available 2-methyl-3-butyn-2-ol, benzaldehyde and 6,7-dimethoxy-1,2,3,4-tetrahydroisoquinoline have been achieved in five steps with the catalytic enantioselective C1-alkynylation of 6,7-dimethoxy-3,4-dihydroisoquinoline as a key step, providing an efficient general approach for this type of naturally occurring chiral isoquinoline alkaloids.

Introduction

Naturally occurring isoquinoline alkaloids have attracted organic and medicinal chemists' interest because of their important biological activities.^{1–6} For example, a pair of enantiomers, (*S*)-(-)-trolline and (*R*)-(+)-oleracein E, have a tetrahydroisoquinoline-containing tricyclic core structure with various useful activities (Fig. 1): (*S*)-(-)-trolline, isolated from *Trollius chinensis*, represents a potent antibacterial activity against respiratory bacteria such as *Staphylococcus aureus*, *Streptococcus pneumoniae*, and *Klebsiella pneumoniae*, as well as antiviral activity against influenza viruses A and B.⁴ On the other hand, (*R*)-(+)-oleracein E was isolated from *Portulaca oleracea* L. and it shows DPPH radical scavenging activity.^{5,6}

The reported synthesis of optically active (*S*)-(-)-trolline and (*R*)-(+)-oleracein E takes 15 steps from veratraldehyde, with 88% ee and 86% ee to construct the chiral tetrahydroisoquinoline skeleton, respectively;^{8a} (*S*)-(-)-trolline was also reported

to be synthesized from 6,7-dimethoxy-3,4-dihydroisoquinoline using the toxic hydrogen cyanide.^{8b} Thus, the development of general and efficient approaches for the highly enantioselective synthesis of these two enantiomers remains important. Previously, we have developed the highly enantioselective synthesis of C1 substituted chiral tetrahydroisoquinolines with readily available terminal alkynes and benzaldehyde under Cu(I) catalysis.^{9–11} Herein, we wish to demonstrate a successful application to the highly asymmetric synthesis of (*S*)-(-)-trolline and (*R*)-(+)-oleracein E (Scheme 1).



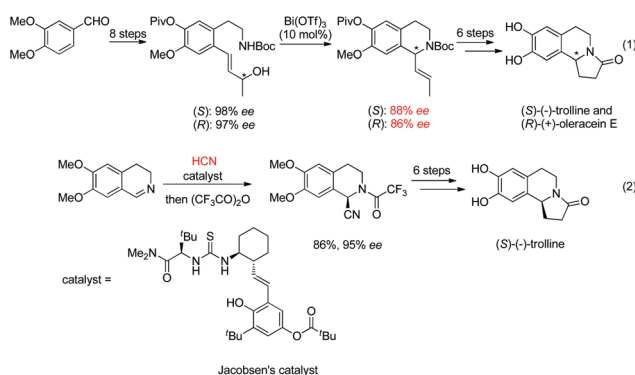
Fig. 1 Tetrahydroisoquinoline alkaloids.

^aState Key Laboratory of Organometallic Chemistry, Shanghai Institute of Organic Chemistry, Chinese Academy of Sciences, 345 Lingling Lu, Shanghai 200032, P. R. China. E-mail: masm@sioc.ac.cn

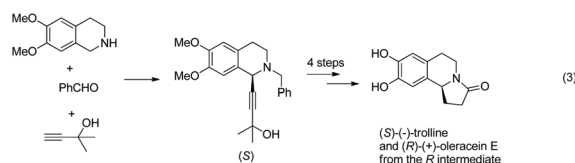
^bDepartment of Chemistry, Fudan University, 220 Handan Lu, Shanghai 200433, P. R. China

[†]Electronic supplementary information (ESI) available: ¹H, ¹³C NMR and HPLC spectra of all the products. See DOI: 10.1039/c7qo00062f

Reported synthesis of (*S*)-(-)-trolline and (*R*)-(+)-oleracein E



This report



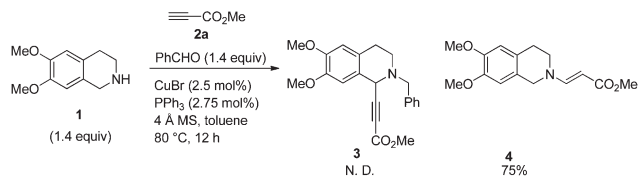
Scheme 1 Known routes to (*S*)-(-)-trolline and (*R*)-(+)-oleracein E and our synthesis from readily available materials.



Results and discussion

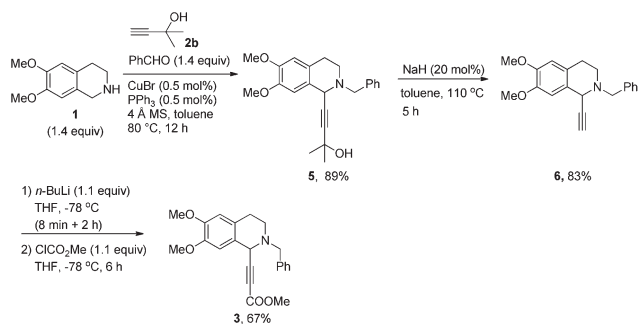
Synthesis of racemic trolline

We started this study by developing the synthetic route to racemic (\pm)-trolline. In this case, 6,7-dimethoxy-1,2,3,4-tetrahydroisoquinoline was treated with methyl propiolate **2a**, which is an electron-deficient terminal alkyne, initially. However, only the Michael addition product **4** was obtained, the desired product **3** was not formed (Scheme 2).



Scheme 2 The reaction of 6,7-dimethoxy-1,2,3,4-tetrahydroisoquinoline **1** with **2a**.

To our delight, the use of the commercially available 2-methyl-3-butyn-2-ol **2b** could afford **5** in 89% yield smoothly. The key intermediate **3** was easily obtained *via* removing the 2-hydroxy-2-propyl group under the treatment with NaH followed by deprotonation with *n*-BuLi and subsequent treatment with ClCO₂Me (Scheme 3).



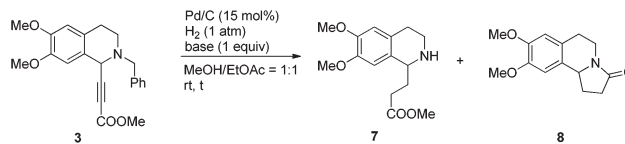
Scheme 3 An alternative synthetic route to **3**.

When compound **3** was then exposed to 1 atm of H₂ under the catalysis of Pd/C for the purpose of hydrogenation of C–C triple bonds and debenzoylation, the desired product **7** could be obtained in 58% yield along with 32% yield of lactamization product **8** (Scheme 4, entry 1). With the addition of Et₃N and NaOAc, the conversion from **7** to **8** was not better (Scheme 4, entries 2 and 3).

Delightedly, a complete conversion from **7** to lactam **8** was achieved by using toluene as the solvent in 84% yield. The racemic (\pm)-trolline could be easily obtained from lactam **8** in 80% yield *via* double demethylation (Scheme 5).

Asymmetric synthesis of (*S*)-(-)-trolline

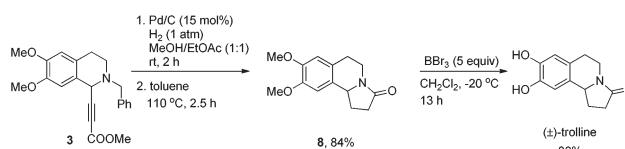
We next turned to the asymmetric synthesis of (*S*)-(-)-trolline. It is exciting to observe that the expected propargylic amine



Entry	base	time/h	Yield of 7 % ^a	Yield of 8 % ^a
1	none	6	58	32
2	Et ₃ N	14.4	19	63
3	NaOAc	14.4	16	51

^a Determined by ¹H NMR analysis with CH₂Br₂ as the internal standard.

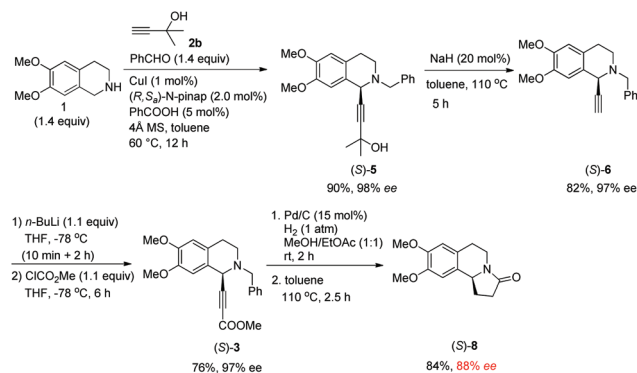
Scheme 4 Initial hydrogenation along with cyclization.



Scheme 5 Synthesis of racemic trolline.

(*S*)-**5** was obtained in 90% yield and 98% ee with CuI and (*R,S*)-*N*-pinap as the chiral catalyst (Scheme 6). And gladly, (*S*)-**3** could also be easily obtained in 97% ee after removing the 2-hydroxy-2-propyl group followed by the reaction with ClCO₂Me with the help of *n*-BuLi. However, upon exposing (*S*)-**3** to 1 atm of H₂ under the catalysis of Pd/C, the desired product (*S*)-**8** was obtained in only 88% ee – serious racemization was observed.

To achieve a highly enantioselective synthesis of (*S*)-**8**, the optimization of reaction conditions for hydrogenation under the catalysis of Pd/C was firstly conducted. Excitingly, screening of the solvent effect led to the observation that the hydrogenation in ethyl acetate could improve the ee to 95% (Table 1, entries 1–4). Furthermore, it was found that the cyclization could smoothly afford the desired product (*S*)-**8** with 95% ee when conducting the second step at 40 °C, suggesting a slight racemization in the process of first step-hydrogenation (Table 1, entries 5 and 6). Then, the hydrogenation of (*S*)-**3** was conducted under a hydrogen pressure of 10 atm or at 0 °C

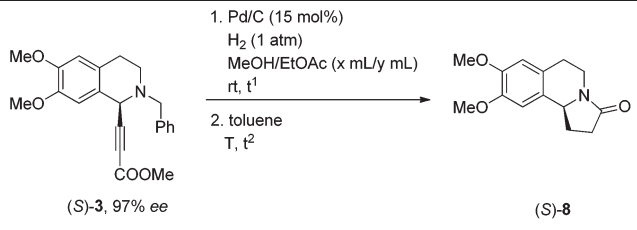


Scheme 6 Initial enantioselective synthesis of (*S*)-**8**.



finally affording (*S*)-**8** (Table 1, entries 7 and 8). Cyclization may also be conducted at rt (Table 1, entry 9).

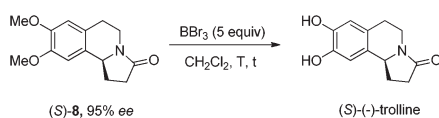
Table 1 Optimization of hydrogenation along with cyclization^a



Entry	<i>x</i>	<i>y</i>	<i>t</i> ¹ /h	<i>T</i> /°C	<i>t</i> ² /h	Yield/%	ee (%)
1	1	1	2	110	2	84	89
2	0.6	1.4	2	110	2	84	87
3	0.2	1.8	2	110	2	84	91
4	0	2	4	110	2	86	95
5	0	2	4	80	2	85	95
6	0	2	3	40	3	81	95
7 ^b	0	2	27	40	3	82	96
8 ^c	0	2	2	40	3	85	96
9 ^d	0	15	3	rt	5	87	95

^a The reaction was conducted on the 0.1 mmol scale. ^b The hydrogenation was conducted at 0 °C. ^c The reaction was conducted under a hydrogen pressure of 10 atm. ^d The reaction was conducted on the 1 mmol scale.

However, (*S*)-(-)-trolline was obtained in 94% ee with a slight racemization at -20 °C in the process of demethylation (Scheme 7, entry 1). Gladly, demethylation could be achieved with 95% ee when executing this step at -40 °C (Scheme 7, entry 2).



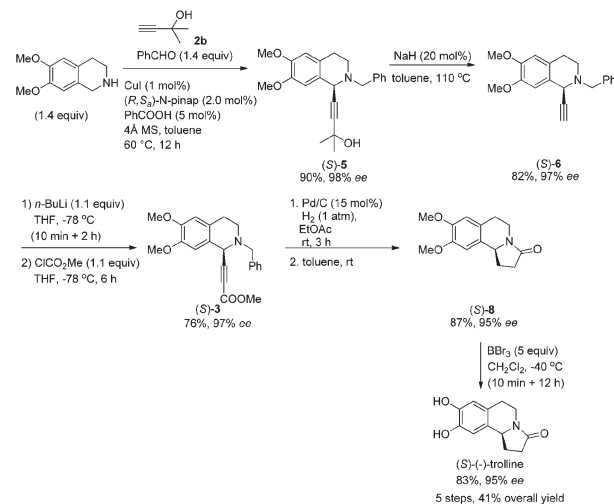
Entry	<i>T</i> /°C	<i>t</i> /h	Yield/%	ee/%
1	-20	13	81	94
2	-40	12	83	95

Scheme 7 Optimization of the demethylation.

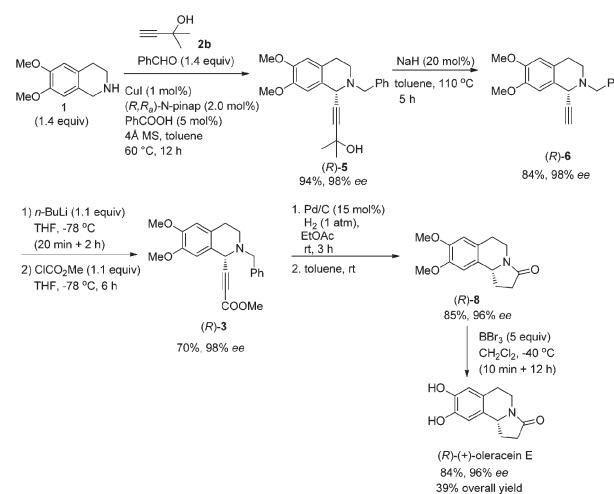
After addressing these issues, (*S*)-(-)-trolline was afforded in 41% overall yield in five steps from commercially available 6,7-dimethoxy-3,4-dihydroisoquinoline (Scheme 8).

Asymmetric synthesis of (*R*)-(+)-oleracein E

The same strategy was also easily applied to the highly enantioselective synthesis of (*R*)-(+)-oleracein E, the enantiomer of (*S*)-(-)-trolline. As expected, the expected propargylic amine (*R*)-**5** was obtained in 94% yield together with 98% ee smoothly by using the corresponding axially chiral (*R,R*)-*N*-pinap. Accordingly, after a series of transformation, (*R*)-(+)-oleracein E was synthesized in 39% overall yield with high enantiopurity (96% ee) in five steps (Scheme 9).



Scheme 8 Asymmetric synthesis of (*S*)-(-)-trolline.



Scheme 9 Asymmetric synthesis of (*R*)-(+)-oleracein E.

Conclusions

In conclusion, we have achieved the highly efficient asymmetric synthesis of a pair of enantiomers, (*S*)-(-)-trolline (95% ee) and (*R*)-(+)-oleracein E (96% ee), from commercially available and very cheap 6,7-dimethoxy-3,4-dihydroisoquinoline, benzaldehyde, and 2-methyl-3-butyn-2-ol in five steps with high enantiopurity by applying the catalytic enantioselective C1-alkynylation of 6,7-dimethoxy-3,4-dihydroisoquinoline. Further studies on achieving the synthesis of such biological natural isoquinoline alkaloids are being actively pursued in this laboratory.

Experimental

General information

CuI (99.5%) and CuBr (99.5%) were purchased from Sinopharm Chemical Reagent Co., Ltd; (*R,R*)-*N*-pinap (97%)

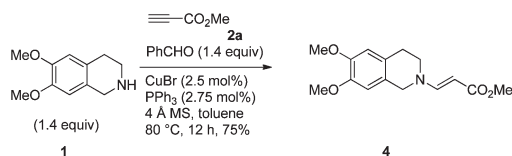


and (*R,S*)₃-*N*-pinap (97%) were purchased from Strem Chemicals and kept in a glove box; 4 Å molecular sieves were purchased from Alfa Aesar and kept in a glove box after activation; Pd/C (10% in mass) was purchased from Sigma-Aldrich. Aldehydes were distilled right before use. Toluene and THF were dried over sodium wire and distilled freshly before use with benzophenone as an indicator. Other reagents were used without further treatment. All the temperatures are referred to the oil baths used.

Experimental details and analytical data

Michael addition

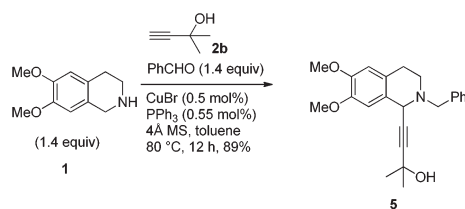
Synthesis of (E)-methyl 3-(6,7-dimethoxy-3,4-dihydroisoquinolin-2(1H)-yl)-2-propenoate (4).



To a flame-dried Schlenk tube were added CuBr (3.6 mg, 0.025 mmol), PPh₃ (7.3 mg, 0.0275 mmol), 4 Å molecular sieves (305.1 mg), and toluene (2 mL) sequentially under an Ar atmosphere. The resulting mixture was then stirred at rt for 30 min. PhCHO (149.1 mg, 1.4 mmol)/toluene (1 mL), **1** (271.1 mg, 1.4 mmol)/toluene (1 mL), and **2a** (84.2 mg, 1.0 mmol)/toluene (2 mL) were then added sequentially under an Ar atmosphere. The Schlenk tube was then placed in a pre-heated oil bath at 80 °C with stirring for 12 h as monitored by TLC. After cooling to room temperature, the crude reaction mixture was filtered through a short column of silica gel eluted with ethyl acetate (50 mL). After evaporation, the residue was purified by silica gel column chromatography (eluent: petroleum ether/ethyl acetate = 4/1) to afford **4** (207.1 mg, 75%) as an oil: ¹H NMR (400 MHz, CDCl₃) δ 7.59 (d, *J* = 12.8 Hz, 1 H, =CH), 6.63 (s, 1 H, ArH), 6.60 (s, 1 H, ArH), 4.70 (d, *J* = 13.2 Hz, 1 H, =CH), 4.25 (s, 2 H, NCH₂Ar), 3.86 (s, 6 H, OCH₃ × 2), 3.67 (s, 3 H, OCH₃), 3.48 (s, 2 H, NCH₂), 2.82 (t, *J* = 5.4 Hz, 2 H, CH₂); ¹³C NMR (100 MHz, CDCl₃) δ 169.8, 151.4, 147.63, 147.60, 125.8, 111.1, 108.7, 84.1, 55.8, 55.7, 50.3; MS (EI, 70 eV) *m/z* 277 (M⁺, 27.34), 262 (100); IR (neat): ν = 2943, 2910, 2836, 1682, 1606, 1516, 1362, 1254, 1140, 1109, 1011 cm⁻¹; HRMS calcd for C₁₅H₁₉NO₄ (M⁺): 277.1314. Found: 277.1306.

Synthesis of racemic trolline

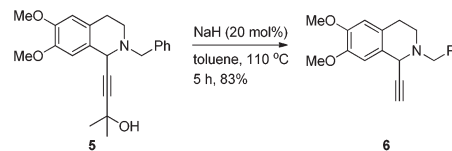
Synthesis of 2-benzyl-1-(3-hydroxy-3-methylbutynyl)-6,7-dimethoxy-1,2,3,4-tetrahydroisoquinoline (5) (hw1-8-93).



To a flame-dried Schlenk tube were added CuBr (0.0073 g, 0.05 mmol), PPh₃ (0.0145 g, 0.055 mmol), 4 Å molecular sieves

(3.0021 g), and toluene (20 mL) sequentially under an Ar atmosphere. The resulting mixture was then stirred at rt for 30 min. PhCHO (1.4861 g, 14 mmol)/toluene (10 mL), **1** (2.7047 g, 14 mmol)/toluene (10 mL), and **2b** (0.8412 g, 10 mmol)/toluene (20 mL) were then added sequentially under an Ar atmosphere. The Schlenk tube was then placed in a pre-heated oil bath at 80 °C with stirring for 12 h as monitored by TLC. After cooling to room temperature, the crude reaction mixture was filtered through a short column of silica gel eluted with ethyl acetate (50 mL). After evaporation, the residue was purified by chromatography on silica gel (eluent: petroleum ether/ethyl acetate = 3/1) to afford **5** (3.2511 g, 89%) as an oil: ¹H NMR (400 MHz, CDCl₃) δ 7.42 (d, *J* = 6.8 Hz, 2 H, ArH), 7.33 (t, *J* = 7.2 Hz, 2 H, ArH), 7.27 (t, *J* = 6.4 Hz, 1 H, ArH), 6.66 (s, 1 H, ArH), 6.57 (s, 1 H, ArH), 4.47 (s, 1 H, NCH), 3.88 (d, *J* = 13.2 Hz, 1 H, one proton of NCH₂Ar), 3.83 (s, 3 H, OCH₃), 3.81 (s, 3 H, OCH₃), 3.76 (d, *J* = 12.8 Hz, 1 H, one proton of NCH₂Ar), 2.98–2.84 (m, 2 H, CH₂), 2.77–2.63 (m, 2 H, CH₂), 2.06 (brs, 1 H, OH), 1.54 (s, 6 H, CH₃ × 2); ¹³C NMR (100 MHz, CDCl₃) δ 148.0, 147.2, 138.2, 129.2, 128.2, 127.2, 127.1, 125.9, 111.2, 110.3, 91.3, 80.0, 65.2, 59.4, 55.9, 55.8, 53.2, 45.9, 31.73, 31.70, 28.5; MS (EI, 70 eV) *m/z* 366 (M⁺ + 1, 7.29), 365 (M⁺, 30.02), 91 (100); IR (neat): ν = 3425, 3028, 2977, 2931, 2831, 1612, 1517, 1463, 1454, 1360, 1334, 1255, 1223, 1168, 1127, 1017 cm⁻¹; HRMS calcd for C₂₃H₂₇NO₃ (M⁺): 365.1991. Found: 365.1988.

*2-Benzyl-1-ethynyl-6,7-dimethoxy-1,2,3,4-tetrahydroisoquinoline (6).*¹²

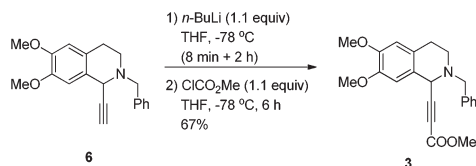


To a flame-dried Schlenk tube were added **5** (2.9241 g, 8.0 mmol), toluene (30 mL), NaH (0.0641 g, 60% in mineral oil, 1.6 mmol), and toluene (10 mL) sequentially under an Ar atmosphere. The Schlenk tube was then placed in a pre-heated oil bath at 110 °C with stirring for 5 h as monitored by TLC. After cooling to room temperature, water (20 mL) and ethyl acetate (20 mL) were added. After the organic layer was separated, the aqueous layer was extracted with ethyl acetate (20 mL × 3). The combined organic layer was dried over Na₂SO₄, filtered, and evaporated. The residue was purified by silica gel column chromatography (eluent: petroleum ether/ethyl acetate = 10/1) to afford **6** (2.0400 g, 83%) as an oil: ¹H NMR (400 MHz, CDCl₃) δ 7.44 (d, *J* = 7.2 Hz, 2 H, ArH), 7.33 (t, *J* = 7.4 Hz, 2 H, ArH), 7.30–7.24 (m, 1 H, ArH), 6.66 (s, 1 H, ArH), 6.58 (s, 1 H, ArH), 4.48 (s, 1 H, NCH), 3.90–3.76 (m, 8 H, NCH₂Ar and OCH₃ × 2), 3.01–2.87 (m, 2 H, CH₂), 2.84–2.74 (m, 1 H, one proton of CH₂), 2.71–2.61 (m, 1 H, one proton of CH₂), 2.47 (d, *J* = 1.6 Hz, 1 H, ≡CH); ¹³C NMR (100 MHz, CDCl₃) δ 148.2, 147.3, 138.2, 129.2, 128.3, 127.1, 126.8, 125.9, 111.3, 110.1, 81.7, 74.5, 59.3, 55.9, 55.8, 53.1, 45.5, 28.5; MS (EI, 70 eV) *m/z* 308 (M⁺ + 1, 11.74), 307 (M⁺, 64.16), 91 (100); IR (neat): ν = 3280, 2914, 2831, 1612, 1519, 1464, 1454, 1360,



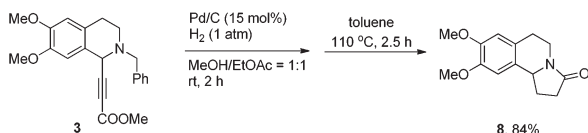
1256, 1226, 1130, 1018 cm^{-1} ; HRMS calcd for $\text{C}_{20}\text{H}_{21}\text{NO}_2$ (M^+): 307.1572. Found: 307.1566.

Methyl 3-(2-benzyl-6,7-dimethoxy-1,2,3,4-tetrahydroisoquinolin-1-yl)-2-propionate (3).¹³



To a flame-dried Schlenk tube were added **6** (1.4751 g, 4.8 mmol) and THF (20 mL). Then the solution was cooled to -78 °C and *n*-BuLi (2.1 mL, 2.5 M in hexane, 5.3 mmol) was added dropwise within 8 minutes. The resulting mixture was stirred for 2 h at -78 °C. Then ClCO_2Me (0.5001 g, 5.3 mmol)/THF (5 mL) was added and the mixture was stirred at -78 °C for another 6 h. Sat. aq. NH_4Cl (20 mL) was added. After the organic layer was separated, the aqueous layer was extracted with diethyl ether (20 mL \times 3). The extract was dried over Na_2SO_4 , filtered, and evaporated. The residue was purified by silica gel column chromatography (eluent: petroleum ether/ethyl acetate = 10/1) to afford **3** (1.1801 g, 67%) as an oil: ^1H NMR (400 MHz, CDCl_3) δ 7.56–7.15 (m, 5 H, ArH), 6.60 (s, 2 H, ArH), 4.59 (s, 1 H, NCH), 4.01–3.61 (m, 11 H, $\text{OCH}_3 \times 3$ and CH_2), 3.05–2.69 (m, 3 H, CH_2 and one proton of CH_2), 2.72–2.55 (m, 1 H, one proton of CH_2); ^{13}C NMR (100 MHz, CDCl_3) δ 153.8, 148.4, 147.3, 137.5, 129.0, 128.2, 127.2, 126.2, 124.5, 111.3, 109.9, 85.9, 78.5, 59.3, 55.8, 55.7, 52.9, 52.5, 45.6, 28.2; MS (EI, 70 eV) m/z 366 ($\text{M}^+ + 1$, 8.90), 365 (M^+ , 36.51), 91 (100); IR (neat): ν = 3000, 2831, 2218, 1711, 1611, 1516, 1453, 1434, 1360, 1223, 1125, 1098 cm^{-1} . HRMS calcd for $\text{C}_{22}\text{H}_{23}\text{NO}_4$ (M^+): 365.1627. Found: 365.1636.

*1,5,6,10b-Tetrahydro-8,9-dimethoxy-pyrrolo[2,1-*a*]isoquinolin-3(2*H*)-one (8)*.⁷

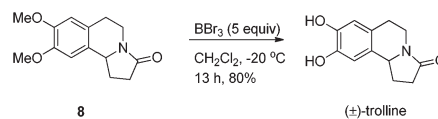


To a Schlenk tube were added **3** (365.4 mg, 1 mmol), ethyl acetate (10 mL), methanol (10 mL), and Pd/C (160.0 mg, 0.15 mmol, 10% in mass) sequentially, which was purged three times with hydrogen. The suspension was stirred for 2 h at room temperature under a hydrogen pressure of 1 atm, and then was filtered through a short column of Celite eluted with methanol (20 mL). After evaporation, the crude product was then subjected to the next step without further purification and characterization.

To another Schlenk tube were added the crude product (prepared in the previous step) and toluene (10 mL) sequentially. The mixture was stirred for 2.5 h at 110 °C. After evaporation, the residue was purified by silica gel column chromatography (eluent: dichloromethane/methanol/ammonia solution = 40/1/0.1) to provide **8** (207.5 mg, 84%) as an oil: ^1H NMR (400 MHz, CDCl_3) δ 6.62 (s, 1 H, ArH), 6.57 (s, 1 H, ArH), 4.73

(t, J = 8.0 Hz, 1 H, NCH), 4.31 (ddd, J = 12.7, 5.9, 1.9 Hz, 1 H, one proton of NCH_2), 3.88 (s, 3 H, OCH_3), 3.87 (s, 3 H, OCH_3), 3.02 (td, J = 12.1, 4.3 Hz, 1 H, one proton of NCH_2), 2.94–2.82 (m, 1 H, one proton of CH_2), 2.74–2.41 (m, 4 H, $\text{CH}_2 \times 2$), 1.91–1.76 (m, 1 H, one proton of CH_2); ^{13}C NMR (100 MHz, CDCl_3) δ 173.0, 147.9, 147.7, 129.2, 125.4, 111.5, 107.5, 56.4, 55.9, 55.8, 36.9, 31.7, 27.9, 27.6; MS (EI, 70 eV) m/z 248 ($\text{M}^+ + 1$, 10.45), 247 (M^+ , 66.62), 246 (100); IR (neat): ν = 3455, 2932, 2836, 1672, 1612, 1514, 1439, 1422, 1362, 1255, 1228, 1117, 1009 cm^{-1} .

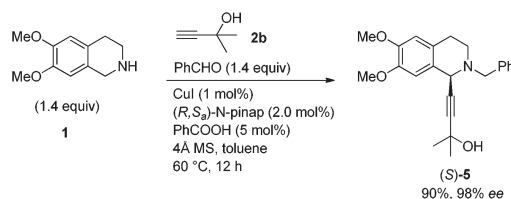
Synthesis of (\pm)-trolline.⁷



To a Schlenk tube were added **8** (49.6 mg, 0.2 mmol), CH_2Cl_2 (0.5 mL), and the solution was cooled to -20 °C. Then BBr_3 (1.0 mL, 1.0 mmol, 1 M in CH_2Cl_2) was added dropwise, and the resulting mixture was stirred for 13 h at -20 °C. Methanol (5 mL) was added to quench the reaction, and the resulting mixture was evaporated. The residue was purified by silica gel column chromatography (eluent: dichloromethane/methanol = 20/1) to provide (\pm)-trolline (35.0 mg, 80%) as a solid: m.p. 240–242 °C (MeOH) (lit.^{7a} m.p. 245–247 °C (MeOH)); ^1H NMR (400 MHz, $(\text{CD}_3)_2\text{SO}$) δ 8.82 (s, 2 H, OH \times 2), 6.51 (s, 1 H, ArH), 6.49 (s, 1 H, ArH), 4.58 (t, J = 7.8 Hz, 1 H, NCH), 4.03–3.88 (m, 1 H, one proton of NCH_2), 2.97–2.84 (m, 1 H, one proton of NCH_2), 2.65–2.52 (m, 3 H, CH_2 and one proton of CH_2), 2.47–2.34 (m, 1 H, one proton of CH_2), 2.22 (dd, J = 16.4, 9.2 Hz, 1 H, CH), 1.67–1.52 (m, 1 H, one proton of CH_2); ^{13}C NMR (100 MHz, $(\text{CD}_3)_2\text{SO}$) δ 172.1, 144.2, 144.0, 128.4, 123.7, 115.4, 111.7, 55.6, 36.6, 31.3, 27.4, 27.3; MS (EI, 70 eV) m/z 219 (M^+ , 61.4), 218 (100); IR (neat): ν = 3265, 1648, 1522, 1452, 1359, 1277, 1234, 1111 cm^{-1} .

*Synthesis of (*S*)-(-)-trolline*

*(*S*)-2-Benzyl-1-(3-hydroxy-3-methylbutynyl)-6,7-dimethoxy-1,2,3,4-tetrahydroisoquinoline ((*S*)-5)*.

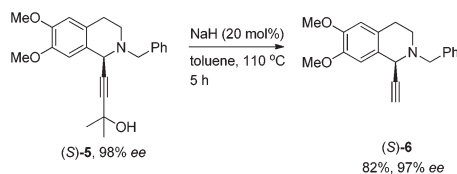


To a flame-dried Schlenk tube were added CuI (0.0190 g, 0.1 mmol), (*R,Sa*)-*N*-pinap (0.1112 g, 0.2 mmol), 4 Å molecular sieves (3.0021 g), and toluene (20 mL) sequentially under an Ar atmosphere. The Schlenk tube was then stirred at rt for 30 min. PhCOOH (0.0615 g, 0.5 mmol), PhCHO (1.4858 g, 14 mmol)/toluene (10 mL), **1** (2.7055 g, 14 mmol)/toluene (10 mL), and **2b** (0.8412 g, 10 mmol)/toluene (20 mL) were then added sequentially under an Ar atmosphere. The Schlenk tube was then placed in a pre-heated oil bath at 60 °C with stirring for 12 h as monitored by TLC. After cooling to room temperature, the crude reaction mixture was filtered through a



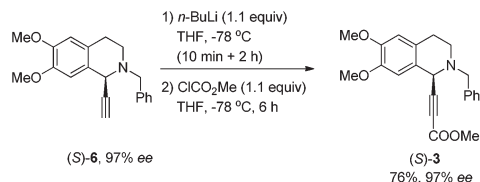
short column of silica gel eluted with ethyl acetate (150 mL). After evaporation, the residue was purified by silica gel column chromatography (eluent: petroleum ether/ethyl acetate = 3/1) to afford (*S*)-5 (3.2719 g, 90%) as an oil: 98% ee (HPLC conditions: Chiralcel AS-H column, hexane/*i*-PrOH = 80/20, 0.3 mL min⁻¹, λ = 214 nm, *t*_R(major) = 14.5 min, *t*_R(minor) = 11.8 min); [α]_D²⁷ = +53.8 (*c* = 1.09, CHCl₃); ¹H NMR (400 MHz, CDCl₃) δ 7.43 (d, *J* = 7.6 Hz, 2 H, ArH), 7.37–7.23 (m, 3 H, ArH), 6.66 (s, 1 H, ArH), 6.56 (s, 1 H, ArH), 4.47 (s, 1 H, NCH), 3.87 (d, *J* = 13.2 Hz, 1 H, one proton of NCH₂Ar), 3.83 (s, 3 H, OCH₃), 3.81 (s, 3 H, OCH₃), 3.76 (d, *J* = 13.2 Hz, 1 H, one proton of NCH₂Ar), 2.98–2.82 (m, 2 H, CH₂), 2.77–2.60 (m, 2 H, CH₂), 2.16 (s, 1 H, OH), 1.54 (s, 6 H, CH₃ × 2); ¹³C NMR (100 MHz, CDCl₃) δ 147.9, 147.1, 138.1, 129.2, 128.2, 127.13, 127.08, 125.9, 111.1, 110.2, 91.3, 79.9, 65.2, 59.4, 55.8, 55.7, 53.2, 45.8, 31.69, 31.66, 28.5; MS (EI, 70 eV) *m/z* 366 (M⁺ + 1, 14.45), 365 (M⁺, 62.99), 364 (100); IR (neat): ν = 3511, 2978, 2932, 2831, 1612, 1517, 1454, 1361, 1335, 1256, 1223, 1168, 1127, 1097 cm⁻¹; HRMS calcd for C₂₃H₂₇NO₃ (M⁺): 365.1991. Found: 365.1989.

(*S*)-2-Benzyl-1-ethynyl-6,7-dimethoxy-1,2,3,4-tetrahydroisoquinoline ((*S*)-6).



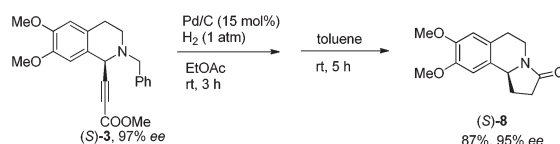
To a flame-dried Schlenk tube were added (*S*)-5 (2.9251 g, 8.0 mmol), toluene (30 mL), NaH (0.0651 g, 60% in mineral oil, 1.6 mmol), and toluene (10 mL) sequentially under an Ar atmosphere. The Schlenk tube was then placed in a pre-heated oil bath at 110 °C with stirring for 5 h as monitored by TLC. After cooling to room temperature, water (20 mL) and ethyl acetate (20 mL) were added. After the organic layer was separated, the aqueous layer was extracted with ethyl acetate (20 mL × 3). The extract was dried over Na₂SO₄, filtered, and evaporated. The residue was purified by silica gel column chromatography (eluent: petroleum ether/ethyl acetate = 10/1) to afford (*S*)-6 (2.0191 g, 82%) as an oil: 97% ee (HPLC conditions: Chiralcel AS-H column, hexane/*i*-PrOH = 95/5, 0.5 mL min⁻¹, λ = 214 nm, *t*_R(major) = 11.4 min, *t*_R(minor) = 12.6 min); [α]_D²⁷ = +81.5 (*c* = 1.06, CHCl₃); ¹H NMR (400 MHz, CDCl₃) δ 7.43 (d, *J* = 7.2 Hz, 2 H, ArH), 7.37–7.20 (m, 3 H, ArH), 6.64 (s, 1 H, ArH), 6.57 (s, 1 H, ArH), 4.48 (s, 1 H, NCH), 3.93–3.71 (m, 8 H, NCH₂Ar and OCH₃ × 2), 3.01–2.85 (m, 2 H, CH₂), 2.83–2.73 (m, 1 H, one proton of CH₂), 2.71–2.59 (m, 1 H, one proton of CH₂), 2.47 (s, 1 H, ≡CH); ¹³C NMR (100 MHz, CDCl₃) δ 148.0, 147.2, 138.0, 129.1, 128.2, 127.0, 126.7, 125.8, 111.2, 109.9, 81.5, 74.4, 59.2, 55.72, 55.66, 52.9, 45.4, 28.4; MS (EI, 70 eV) *m/z* 307 (M⁺, 19.30), 91 (100); IR (neat): ν = 3283, 3030, 2831, 1612, 1518, 1463, 1359, 1334, 1256, 1225, 1127, 1097, 1018 cm⁻¹; HRMS calcd for C₂₀H₂₁NO₂ (M⁺): 307.1572. Found: 307.1575.

(*S*)-Methyl 3-(2-benzyl-6,7-dimethoxy-1,2,3,4-tetrahydroisoquinolin-1-yl)-2-propionate ((*S*)-3).



To a flame-dried Schlenk tube were added (*S*)-6 (1.2301 g, 4.0 mmol) and THF (15 mL). Then the solution was cooled to -78 °C and *n*-BuLi (1.8 mL, 2.5 M in hexane, 4.4 mmol) was added dropwise within 10 minutes. The resulting mixture was stirred for 2 h at -78 °C. Then ClCO₂Me (417.2 mg, 4.4 mmol)/THF (5 mL) was added and the mixture was stirred at -78 °C for another 6 h. Sat. aq. NH₄Cl (20 mL) was added. After the organic layer was separated, the aqueous layer was extracted with diethyl ether (20 mL × 3). The extract was dried over Na₂SO₄, filtered, and evaporated. The residue was purified by silica gel column chromatography (eluent: petroleum ether/ethyl acetate = 10/1) to afford (*S*)-3 (1.1091 g, 76%) as an oil: 97% ee (HPLC conditions: Chiralcel AS-H column, hexane/*i*-PrOH = 95/5, 0.7 mL min⁻¹, λ = 214 nm, *t*_R(major) = 19.7 min, *t*_R(minor) = 22.1 min); [α]_D²⁷ = +57.5 (*c* = 1.00, CHCl₃); ¹H NMR (400 MHz, CDCl₃) δ 7.42 (d, *J* = 7.2 Hz, 2 H, ArH), 7.37–7.21 (m, 3 H, ArH), 6.60 (s, 1 H, ArH), 6.59 (s, 1 H, ArH), 4.59 (s, 1 H, NCH), 3.96–3.62 (m, 11 H, OCH₃ × 3 and CH₂), 3.04–2.78 (m, 3 H, CH₂ and one proton of CH₂), 2.72–2.56 (m, 1 H, one proton of CH₂); ¹³C NMR (100 MHz, CDCl₃) δ 153.8, 148.4, 147.3, 137.5, 129.0, 128.2, 127.2, 126.2, 124.5, 111.3, 109.9, 85.9, 78.5, 59.3, 55.8, 55.7, 52.9, 52.5, 45.6, 28.2; MS (EI, 70 eV) *m/z* 365 (M⁺, 34.07), 91 (100); IR (neat): ν = 2950, 2918, 2828, 2220, 1711, 1608, 1513, 1446, 1359, 1231, 1126, 1029 cm⁻¹. HRMS calcd for C₂₂H₂₃NO₄ ([M]⁺): 365.1627. Found: 365.1621.

(*S*)-1,5,6,10*b*-Tetrahydro-8,9-dimethoxy-pyrrolo[2,1-*a*]isoquinolin-3(2*H*)-one ((*S*)-8).^{sb}



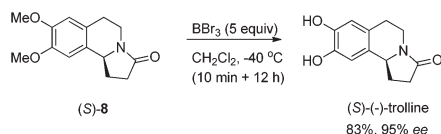
To a Schlenk tube were added (*S*)-3 (367.5 mg, 1 mmol), ethyl acetate (15 mL), and Pd/C (159.9 mg, 0.15 mmol, 10% in mass) sequentially, which was purged three times with hydrogen. The suspension was stirred for 3 h at room temperature under a hydrogen pressure of 1 atm, and then filtered through a short column of Celite eluted with a mixed solvent (30 mL, methanol/ethyl acetate = 1/1 by volume). After evaporation, the crude product was then subjected to the next step without further purification and characterization.

To another Schlenk tube were added the crude product (prepared in the previous step) and toluene (10 mL) sequentially. The mixture was stirred for 5 h at rt. After evaporation, the residue was purified by silica gel column chromatography (eluent: petroleum ether/ethyl acetate = 1/4 to dichloro-



methane/methanol = 100/1) to provide (*S*)-**8** (216.0 mg, 87%) as an oil: 95% ee (HPLC conditions: Chiralcel AS-H column, hexane/*i*-PrOH = 60/40, 0.9 mL min⁻¹, λ = 214 nm, *t*_R(major) = 21.4 min, *t*_R(minor) = 14.7 min); [α]_D²⁷ = -237.5 (*c* = 0.61, CHCl₃); ¹H NMR (400 MHz, CDCl₃) δ 6.63 (s, 1 H, ArH), 6.58 (s, 1 H, ArH), 4.73 (t, *J* = 7.6 Hz, 1 H, NCH), 4.31 (dd, *J* = 12.6, 5.4 Hz, 1 H, one proton of NCH₂), 3.88 (s, 3 H, OCH₃), 3.87 (s, 3 H, OCH₃), 3.02 (td, *J* = 12.2, 3.5 Hz, 1 H, one proton of NCH₂), 2.95–2.81 (m, 1 H, one proton of CH₂), 2.75–2.41 (m, 4 H, CH₂ × 2), 1.91–1.76 (m, 1 H, one proton of CH₂); ¹³C NMR (100 MHz, CDCl₃) δ 173.0, 147.9, 147.7, 129.2, 125.3, 111.5, 107.4, 56.4, 55.9, 55.8, 36.9, 31.7, 27.9, 27.6; MS (EI, 70 eV) *m/z* 247 (M⁺, 66.04), 246 (100); IR (neat): ν = 3455, 2932, 2836, 1670, 1612, 1513, 1438, 1362, 1254, 1228, 1116, 1009 cm⁻¹.

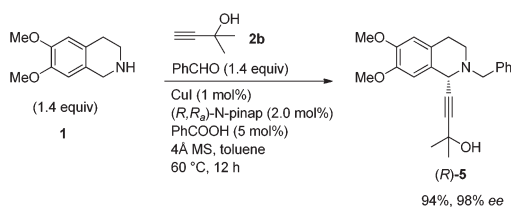
Synthesis of (*S*)-(-)-trolline.⁸



To a Schlenk tube were added (*S*)-**8** (173.9 mg, 0.7 mmol) and CH₂Cl₂ (1.0 mL), and the solution was cooled to -40 °C. Then BBr₃ (3.5 mL, 3.5 mmol, 1 M in CH₂Cl₂) was added dropwise within 10 minutes, and the resulting mixture was stirred for 12 h at -40 °C. Methanol (10 mL) was added to quench the reaction, and the resulting mixture was evaporated. The residue was purified by silica gel column chromatography (eluent: dichloromethane/methanol = 20/1) to provide (*S*)-(-)-trolline (127.9 mg, 83%) as a solid: 95% ee (HPLC conditions: Chiralcel AD-H column, hexane/*i*-PrOH = 80/20, 0.7 mL min⁻¹, λ = 214 nm, *t*_R(major) = 26.7 min, *t*_R(minor) = 31.3 min); [α]_D²⁸ = -195.3 (*c* = 0.81, MeOH) (lit.⁴ [α]_D²⁰ = -197 (*c* = 0.8, MeOH)); m.p. 240–242 °C (MeOH) (lit.¹⁴ m.p. 257–259 °C (acetone)); ¹H NMR (400 MHz, (CD₃)₂SO) δ 8.83 (s, 2 H, OH × 2), 6.51 (s, 1 H, ArH), 6.50 (s, 1 H, ArH), 4.58 (t, *J* = 7.6 Hz, 1 H, NCH), 3.97 (d, *J* = 11.2 Hz, 1 H, one proton of CH₂), 2.98–2.85 (m, 1 H, one proton of CH₂), 2.65–2.52 (m, 3 H, CH₂ and one proton of CH₂), 2.46–2.33 (m, 1 H, one proton of CH₂), 2.22 (dd, *J* = 16.0, 9.2 Hz, 1 H, one proton of CH₂), 1.66–1.50 (m, 1 H, one proton of CH₂); ¹³C NMR (100 MHz, (CD₃)₂SO) δ 172.0, 144.2, 144.0, 128.4, 123.7, 115.4, 111.7, 55.6, 36.6, 31.3, 27.4, 27.3; MS (EI, 70 eV) *m/z* 219 (M⁺, 59.68), 218 (100); IR (neat): ν = 3256, 1646, 1522, 1452, 1359, 1277, 1235, 1111 cm⁻¹.

Synthesis of (*R*)-(+)-oleracein E

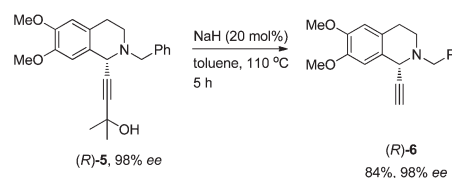
(*R*)-2-Benzyl-1-(3-hydroxy-3-methylbutynyl)-6,7-dimethoxy-1,2,3,4-tetrahydroisoquinoline ((*R*)-**5**).



To a flame-dried Schlenk tube were added CuI (0.0190 g, 0.1 mmol), (*R,R*)-*N*-pinap (0.1118 g, 0.2 mmol), 4 Å molecular

sieves (3.0020 g), and toluene (20 mL) sequentially under an Ar atmosphere. The Schlenk tube was then stirred at rt for 30 min. PhCOOH (0.0602 g, 0.5 mmol), PhCHO (1.4862 g, 14 mmol)/toluene (10 mL), **1** (2.7055 g, 14 mmol)/toluene (10 mL), and **2b** (0.8412 g, 10 mmol)/toluene (20 mL) were then added sequentially under an Ar atmosphere. The Schlenk tube was then placed in a pre-heated oil bath at 60 °C with stirring for 12 h as monitored by TLC. After cooling to room temperature, the crude reaction mixture was filtered through a short column of silica gel eluted with ethyl acetate (150 mL). After evaporation, the residue was purified by chromatography on silica gel (eluent: petroleum ether/ethyl acetate = 3/1) to afford (*R*)-**5** (3.4315 g, 94%) as an oil: 98% ee (HPLC conditions: Chiralcel AS-H column, hexane/*i*-PrOH = 80/20, 0.3 mL min⁻¹, λ = 214 nm, *t*_R(major) = 7.2 min, *t*_R(minor) = 8.1 min); [α]_D³⁰ = -54.5 (*c* = 0.98, CHCl₃); ¹H NMR (400 MHz, CDCl₃) δ 7.42 (d, *J* = 7.6 Hz, 2 H, ArH), 7.32 (d, *J* = 7.2 Hz, 2 H, ArH), 7.28–7.22 (m, 1 H, ArH), 6.65 (s, 1 H, ArH), 6.55 (s, 1 H, ArH), 4.46 (s, 1 H, NCH), 3.86 (d, *J* = 13.2 Hz, 1 H, one proton of NCH₂Ar), 3.81 (s, 3 H, OCH₃), 3.79 (s, 3 H, OCH₃), 3.75 (d, *J* = 13.2 Hz, 1 H, one proton of NCH₂Ar), 2.97–2.82 (m, 2 H, CH₂), 2.76–2.60 (m, 2 H, CH₂), 2.35 (s, 1 H, OH), 1.53 (s, 6 H, CH₃ × 2); ¹³C NMR (100 MHz, CDCl₃) δ 147.9, 147.1, 138.0, 129.1, 128.1, 127.1, 127.0, 125.8, 111.1, 110.2, 91.3, 79.8, 65.0, 59.3, 55.8, 55.7, 53.1, 45.7, 31.64, 31.60, 28.4; MS (EI, 70 eV) *m/z* 365 (M⁺, 72.86), 364 (100); IR (neat): ν = 3509, 2977, 2932, 2831, 1612, 1517, 1453, 1360, 1334, 1256, 1223, 1168, 1127, 1017 cm⁻¹; HRMS calcd for C₂₃H₂₇NO₃ (M⁺): 365.1991. Found: 365.1989.

(*R*)-2-Benzyl-1-ethynyl-6,7-dimethoxy-1,2,3,4-tetrahydroisoquinoline ((*R*)-**6**).

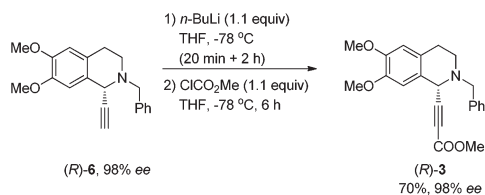


To a flame-dried Schlenk tube were added (*R*)-**5** (2.9201 g, 8.0 mmol), toluene (30 mL), and NaH (0.0645 g, 60% in mineral oil, 1.6 mmol), and toluene (10 mL) sequentially under an Ar atmosphere. The Schlenk tube was then placed in a pre-heated oil bath at 110 °C with stirring for 5 h as monitored by TLC. After cooling to room temperature, water (20 mL) and ethyl acetate (20 mL) were added. After the organic layer was separated, the aqueous layer was extracted with ethyl acetate (20 mL × 3). The extract was dried over Na₂SO₄, filtered, and evaporated. The residue was purified by silica gel column chromatography (eluent: petroleum ether/ethyl acetate = 10/1) to afford (*R*)-**6** (2.0711 g, 84%) as an oil: 98% ee (HPLC conditions: Chiralcel AS-H column, hexane/*i*-PrOH = 95/5, 0.5 mL min⁻¹, λ = 214 nm, *t*_R(major) = 12.2 min, *t*_R(minor) = 11.2 min); [α]_D³⁰ = -80.5 (*c* = 0.99, CHCl₃); ¹H NMR (400 MHz, CDCl₃) δ 7.43 (d, *J* = 7.6 Hz, 2 H, ArH), 7.32 (t, *J* = 7.6 Hz, 2 H, ArH), 7.29–7.20 (m, 1 H, ArH), 6.65 (s, 1 H, ArH), 6.57 (s, 1 H, ArH), 4.48 (s, 1 H, NCH), 3.89–3.75 (m, 8 H,



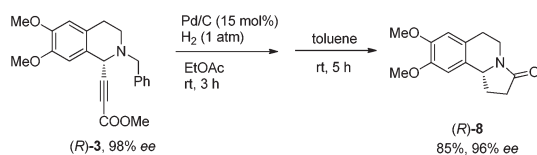
NCH₂Ar and OCH₃ × 2), 3.00–2.86 (m, 2 H, CH₂), 2.83–2.73 (m, 1 H, one proton of CH₂), 2.70–2.59 (m, 1 H, one proton of CH₂), 2.46 (d, *J* = 1.2 Hz, 1 H, ≡CH); ¹³C NMR (100 MHz, CDCl₃) δ 148.1, 147.2, 138.0, 129.1, 128.2, 127.0, 126.7, 125.8, 111.2, 110.0, 81.5, 74.4, 59.2, 55.74, 55.68, 52.9, 45.4, 28.4; MS (EI, 70 eV) *m/z* 308 (M⁺ + 1, 16.29), 307 (M⁺, 79.46), 306 (100); IR (neat): ν = 3279, 3028, 2915, 2831, 1612, 1518, 1463, 1256, 1224, 1125, 1095, 1016 cm⁻¹; HRMS calcd for C₂₀H₂₁NO₂ ([M]⁺): 307.1572. Found: 307.1561.

(*R*)-Methyl 3-(2-benzyl-6,7-dimethoxy-1,2,3,4-tetrahydroisoquinolin-1-yl)-2-propionate ((*R*)-3).



To a flame-dried Schlenk tube were added (*R*)-6 (1.2301 g, 4.0 mmol) and THF (15 mL). Then the solution was cooled to -78 °C and *n*-BuLi (1.8 mL, 2.5 M in hexane, 4.4 mmol) was added dropwise within 20 minutes. The resulting mixture was stirred for 2 h at -78 °C. Then ClCO₂Me (0.4183 g, 4.4 mmol) was added and the mixture was stirred at -78 °C for another 6 h. An aqueous NH₄Cl solution (20 mL) was added. After the organic layer was separated, the aqueous layer was extracted with diethyl ether (20 mL × 3). The extract was dried over Na₂SO₄, filtered, and evaporated. The residue was purified by silica gel column chromatography (eluent: petroleum ether/ethyl acetate = 10/1) to afford (*R*)-3 (1.0221 g, 70%) as an oil: 98% ee (HPLC conditions: Chiralcel AS-H column, hexane/*i*-PrOH = 95/5, 0.7 mL min⁻¹, λ = 214 nm, *t*_R(major) = 19.7 min, *t*_R(minor) = 17.8 min); [α]_D³⁰ = -56.4 (*c* = 1.10, CHCl₃); ¹H NMR (400 MHz, CDCl₃) δ 7.42 (d, *J* = 7.6 Hz, 2 H, ArH), 7.37–7.23 (m, 3 H, ArH), 6.60 (s, 1 H, ArH), 6.59 (s, 1 H, ArH), 4.59 (s, 1 H, NCH), 3.89–3.71 (m, 11 H, OCH₃ × 3 and CH₂), 3.02–2.81 (m, 3 H, CH₂ and one proton of CH₂), 2.72–2.57 (m, 1 H, one proton of CH₂); ¹³C NMR (100 MHz, CDCl₃) δ 153.8, 148.4, 147.3, 137.5, 129.0, 128.3, 127.2, 126.2, 124.5, 111.3, 109.9, 85.9, 78.5, 59.3, 55.8, 55.7, 52.9, 52.5, 45.6, 28.2; MS (EI, 70 eV) *m/z* 366 (M⁺ + 1, 22.63), 365 (M⁺, 89.71), 364 (100); IR (neat): ν = 2953, 2935, 2831, 2218, 1711, 1611, 1516, 1453, 1360, 1223, 1125, 1098 cm⁻¹. HRMS calcd for C₂₂H₂₃NO₄ (M⁺): 365.1627. Found: 365.1632.

(*R*)-1,5,6,10b-Tetrahydro-8,9-dimethoxy-pyrrolo[2,1-*a*]isoquinolin-3(2*H*)-one ((*R*)-8).^{8b}

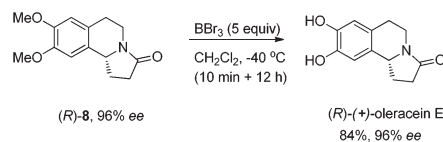


To a Schlenk tube were added (*R*)-3 (367.9 mg, 1 mmol), ethyl acetate (15 mL), and Pd/C (160.0 mg, 0.15 mmol, 10% in mass) sequentially. The reaction vessel was purged three times with hydrogen. The suspension was then stirred for 3 h at room

temperature under a hydrogen pressure of 1 atm, and then filtered through a short column of Celite eluted with a mixed solvent (30 mL, methanol/ethyl acetate = 1/1 by volume). After evaporation, the crude product was then subjected to the next step without further purification and characterization.

To another Schlenk tube were added the crude product (prepared in the previous step) and toluene (10 mL) sequentially. The mixture was stirred for 5 h at rt. After evaporation, the residue was purified by silica gel column chromatography (eluent: petroleum ether/ethyl acetate = 1/4 to dichloromethane/methanol = 100/1) to provide (*R*)-8 (211.5 mg, 85%) as an oil: 96% ee (HPLC conditions: Chiralcel AS-H column, hexane/*i*-PrOH = 60/40, 0.9 mL min⁻¹, λ = 214 nm, *t*_R(major) = 14.7 min, *t*_R(minor) = 22.4 min); [α]_D²⁸ = +240.7 (*c* = 0.64, CHCl₃) (lit.¹⁵ [α]_D²⁰ = +216 (*c* = 0.6, CHCl₃)); ¹H NMR (400 MHz, CDCl₃) δ 6.63 (s, 1 H, ArH), 6.58 (s, 1 H, ArH), 4.73 (t, *J* = 7.8 Hz, 1 H, NCH), 4.31 (dd, *J* = 13.2, 6.0 Hz, 1 H, one proton of CH₂), 3.88 (s, 3 H, OCH₃), 3.87 (s, 3 H, OCH₃), 3.02 (td, *J* = 12.0, 4.0 Hz, 1 H, one proton of CH₂), 2.95–2.83 (m, 1 H, one proton of CH₂), 2.74–2.40 (m, 4 H, CH₂ × 2), 1.90–1.76 (m, 1 H, one proton of CH₂); ¹³C NMR (100 MHz, CDCl₃) δ 173.0, 147.9, 147.7, 129.2, 125.4, 111.5, 107.4, 56.4, 55.9, 55.8, 36.9, 31.7, 27.9, 27.6; MS (EI, 70 eV) *m/z* 248 (M⁺ + 1, 11.35), 247 (M⁺, 62.56), 246 (100); IR (neat): ν = 3437, 2937, 2837, 1666, 1608, 1513, 1455, 1362, 1255, 1228, 1116, 1008 cm⁻¹.

Synthesis of (*R*)-(+)-oleracein E.^{8b}



To a Schlenk tube were added (*R*)-8 (171.1 mg, 0.7 mmol) and CH₂Cl₂ (1.0 mL), and the solution was cooled to -40 °C. Then BBr₃ (3.5 mL, 3.5 mmol, 1 M in CH₂Cl₂) was added dropwise within 10 minutes, and the resulting mixture was stirred for 12 h at -40 °C. Methanol (10 mL) was added to quench the reaction, and the resulting mixture was evaporated. The residue was purified by silica gel column chromatography (eluent: dichloromethane/methanol = 20/1) to provide (*R*)-(+)-oleracein E (127.9 mg, 84%) as a solid: 96% ee (HPLC conditions: Chiralcel AD-H column, hexane/*i*-PrOH = 80/20, 1.0 mL min⁻¹, λ = 214 nm, *t*_R(major) = 18.8 min, *t*_R(minor) = 16.0 min); [α]_D²⁷ = +194.0 (*c* = 0.74, MeOH) (lit.^{8a} [α]_D²⁰ = +187 (*c* = 0.44, MeOH)); m.p. 241–243 °C (MeOH) (lit.⁵ m.p. 238–240 °C (MeOH)); ¹H NMR (400 MHz, (CD₃)₂SO) δ 8.83 (s, 2 H, OH × 2), 6.51 (s, 1 H, ArH), 6.50 (s, 1 H, ArH), 4.58 (t, *J* = 7.8 Hz, 1 H, NCH), 4.02–3.91 (m, 1 H, one proton of CH₂), 2.97–2.85 (m, 1 H, one proton of CH₂), 2.65–2.52 (m, 3 H, CH₂ and one proton of CH₂), 2.47–2.35 (m, 1 H, one proton of CH₂), 2.22 (dd, *J* = 16.0, 8.8 Hz, 1 H, one proton of CH₂), 1.66–1.52 (m, 1 H, one proton of CH₂); ¹³C NMR (100 MHz, (CD₃)₂SO) δ 172.0, 144.2, 144.0, 128.4, 123.7, 115.4, 111.7, 55.6, 36.6, 31.3, 27.4, 27.3; MS (EI, 70 eV) *m/z* 219 (M⁺, 61.23), 218 (100); IR (neat): ν = 3243, 1645, 1522, 1452, 1359, 1303, 1277, 1234, 1110 cm⁻¹.



Acknowledgements

Financial support from the National Natural Science Foundation of China (21232006) and the National Basic Research Program (2015CB856600) is greatly appreciated. We thank Mr Yulin Han in this group for reproducing the transformation of (*R*)-3 to (*R*)-8 presented in Scheme 9.

Notes and references

- (a) J. D. Scott and R. M. Williams, *Chem. Rev.*, 2002, **102**, 1669; (b) K. W. Bentley, *Nat. Prod. Rep.*, 2006, **23**, 444.
- (a) A. J. Aladesanmi, C. J. Kelly and J. D. Leary, *J. Nat. Prod.*, 1983, **46**, 127; (b) E. Tojo, M. A. Onur, A. J. Freyer and M. Shamma, *J. Nat. Prod.*, 1990, **53**, 634; (c) A. J. Freyer, M. H. Abu Zarga and S. Firdous, *J. Nat. Prod.*, 1987, **50**, 684.
- E. Tojo, *J. Nat. Prod.*, 1989, **52**, 909.
- R. Wang, X. Yang, C. Ma, S. Cai, J. Li and Y. Shoyama, *Heterocycles*, 2004, **63**, 1443.
- L. Xiang, D. Xing, W. Wang, R. Wang, Y. Ding and L. Du, *Phytochemistry*, 2005, **66**, 2595.
- Z. Yang, C. Liu, L. Xiang and Y. Zheng, *Phytother. Res.*, 2009, **23**, 1032.
- For total synthesis of (\pm)-trolline, see: (a) Q. Q. He, C. M. Liu and K. Li, *Chin. Chem. Lett.*, 2007, **18**, 651; (b) E. Shirakawa, N. Uchiyama and T. Hayashi, *J. Org. Chem.*, 2011, **76**, 25; (c) J. Selvakumar, R. S. Rao, V. Srinivasapriyan, S. Marutheeswaran and C. R. Ramanathan, *Eur. J. Org. Chem.*, 2015, 2175.
- For asymmetric synthesis of (*S*)-(-)-trolline and (*R*)-(+)-oleracein E, see: (a) N. Kawai, M. Matsuda and J. Uenishi, *Tetrahedron*, 2011, **67**, 8648; (b) T. Kanemitsu, Y. Yamashita, K. Nagata and T. Itoh, *Heterocycles*, 2007, **74**, 199.
- (a) W. Lin, T. Cao, W. Fan, Y. Han, J. Kuang, H. Luo, B. Miao, X. Tang, Q. Yu, W. Yuan, J. Zhang, C. Zhu and S. Ma, *Angew. Chem., Int. Ed.*, 2014, **53**, 277; (b) W. Lin and S. Ma, *Org. Chem. Front.*, 2014, **1**, 338.
- For some of the related studies, see: D. Das, A. X. Sun and D. Seidel, *Angew. Chem., Int. Ed.*, 2013, **52**, 3765.
- For representative review or account on the redox-A3 reaction, see: (a) D. Seidel, *Org. Chem. Front.*, 2014, **1**, 426; (b) D. Seidel, *Acc. Chem. Res.*, 2015, **48**, 317.
- S. J. Havens and P. M. Hergenrother, *J. Org. Chem.*, 1985, **50**, 1763.
- D. A. Rooke and E. M. Ferreira, *Angew. Chem., Int. Ed.*, 2012, **51**, 3225.
- Y. Xiang, Y. Li, J. Zhang, P. Li and Y. Yao, *Yaoxue Xuebao*, 2007, **42**, 618.
- E. Mons, M. J. Wanner, S. Ingemann, J. H. van Maarseveen and H. Hiemstra, *J. Org. Chem.*, 2014, **79**, 7380.

