

PAPER

[View Article Online](#)
[View Journal](#) | [View Issue](#)Cite this: *RSC Sustainability*, 2025, 3, 1524

Tropospheric methane remediation by enhancing chlorine sinks

Qingchun Yuan,^a Bo Xiao,^b Renaud de Richter,^{*c} Wei Li,^d Raul Quesada-Cabrera^e and Tingzhen Ming^f

To tackle global warming, the Paris Agreement (2015) strategically proposed achieving net-zero emissions of greenhouse gases (GHGs) by 2050 and limiting the global temperature rise below 2 °C. This requires a substantial reduction of all GHG emissions across all sectors over the next few decades. Methane has come into the spotlight as the second most potent GHG for its contribution to global warming. The Global Methane Pledge announced at COP26 (2021) proposed to reduce 30% of anthropogenic methane emissions by 2030 compared to the 2020 level. However, studies show that methane emissions will continue to increase even with the planned reductions and therefore the atmospheric methane concentration also. Effective methane removal technologies are urgently required for atmospheric methane remediation. This work evaluates the feasibility of atmospheric methane removal by enhancing the chlorine atom sink (*i.e.* a natural sink of methane in the lower troposphere) at a significant scale, considering that atomic chlorine initiates methane oxidation 16 times faster than the major natural methane sink of hydroxyl radicals in the atmosphere. Atomic chlorine is proposed to be generated by electrolysis of brine for chlorine gas followed by photolysis. This methane removal technology could be integrated with the state-of-the-art industrial chlor-alkali processes. Such integrated technology is evaluated for the potential of negative GHG emissions and their costs, with attention given to cost-efficient measures, *i.e.*, the use of alternative renewable sources. A brief discussion is included on potential risks, side effects, benefits to the atmospheric methane remediation by 2050 and key required developments.

Received 15th November 2024
Accepted 27th January 2025

DOI: 10.1039/d4su00716f

rsc.li/rscsus

Sustainability spotlight

By removing atmospheric methane at 2 ppm, and also when applied to point sources by reducing new methane emissions, the technology proposed can slow down global warming, both by remediation and mitigation (SDG13), helping to keep alive the 2015 Paris Agreement goal of limiting global warming well below 2.0 °C, in order to permit better life below water (SDG 14), life on land (SDG 15), and good health and well-being (SDG 3), and reduce inequalities (SDG 10) as it is proved that global warming will hit the poorest the hardest, and climate change risks both increasing existing economic inequalities and causing people to fall into poverty (SDG 1).

1. Introduction

Restraining the global temperature rise below 2.0 °C, as set out in the Paris Agreement (2015) and reaffirmed in 2021 during the

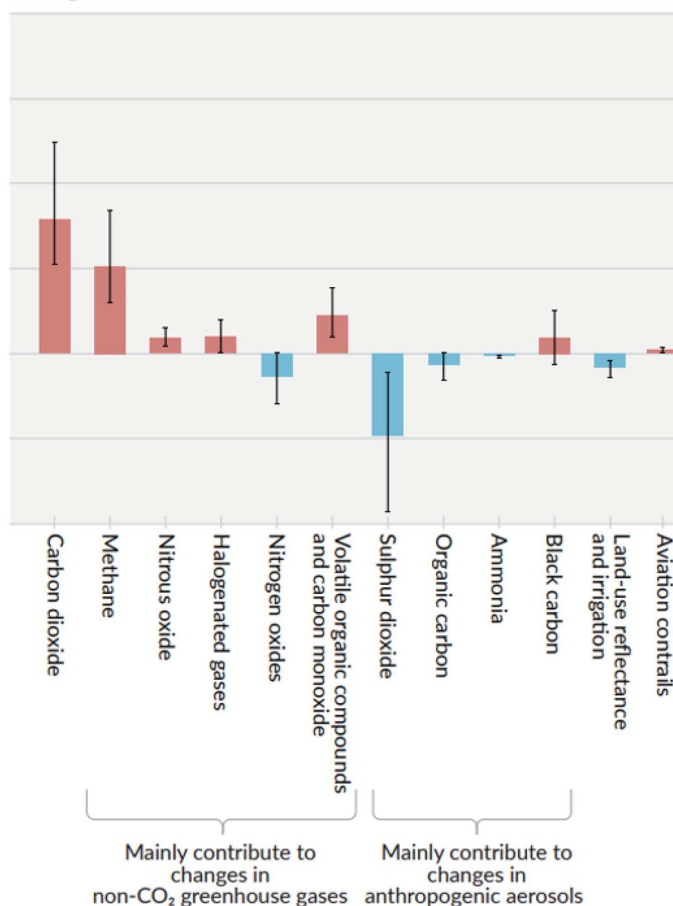
26th Conference of Parties (COP) in the Glasgow Climate Pact, aims to maintain CO₂ concentrations in the atmosphere below 410 ppm and a total CO₂-eq concentration below 450 ppm.¹ Nevertheless, achieving these targets is already challenging as these thresholds have been reached in recent years (*e.g.* 420 ppm CO₂ in January 2024 and 523 ppm CO₂-eq in 2022).² According to the latest report from the Intergovernmental Panel on Climate Change (IPCC), the global warming in 2010–2019 relative to 1850–1900 (the pre-industrial era) due to CO₂ emissions is about 0.75 °C, and about 0.5 °C due to methane emissions (CH₄) (Fig. 1a).^{3,4} The temperature rise caused by the well-mixed GHGs reached 1.5 °C (Fig. 1b).

Despite the world-wide progress and further developments in preventing additional anthropogenic GHGs from reaching the atmosphere,⁴ GHG remediation technologies for removing GHGs already in the atmosphere are urgently required to achieve the net-zero emission goal by 2050. Atmospheric

^aChemical Engineering and Applied Chemistry, Aston University, Birmingham, B4 7ET, UK. E-mail: q.yuan@aston.ac.uk^bSchool of Chemistry and Chemical Engineering, Queen's University Belfast, Belfast, BT9 5AG, UK. E-mail: b.xiao@qub.ac.uk^cTour-Solaire.fr, 8 Impasse des Papillons, Montpellier, 34090, France. E-mail: renaud.derichter@gmail.com^dInstitute for Materials and Processes, School of Engineering, University of Edinburgh, Edinburgh, EH9 3FB, UK. E-mail: wei.li@ed.ac.uk^eDepartment of Chemistry, Institute of Environmental Studies and Natural Resources (iUNAT), University of Las Palmas de Gran Canaria, Campus de Tafira, Las Palmas, 35017, Spain. E-mail: raul.quesada@ulpgc.es^fSchool of Civil Engineering and Architecture, Wuhan University of Technology, Wuhan, 430070, PR China. E-mail: tzming@whut.edu.cn

Contributions to warming based on two complementary approaches

(a) Contributions to 2010–2019 warming relative to 1850–1900, assessed from radiative forcing studies



(b) Aggregated contributions to 2010–2019 warming relative to 1850–1900, assessed from attribution studies

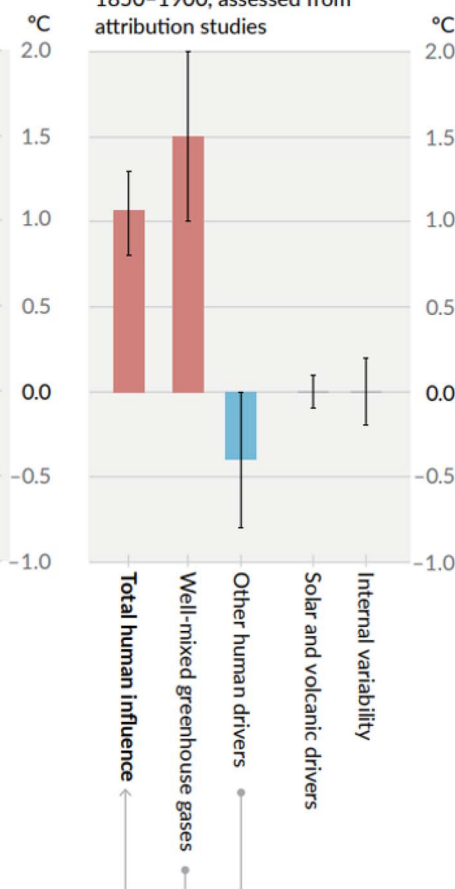


Fig. 1 Comparison of the effect of climate forcers on global warming as assessed by the IPCC AR6 report (2021),^{3,4} showing the significant contributions of carbon dioxide and methane to global warming.

remediation such as direct air capture (DAC) technologies have been under fast development to capture the ~ 420 ppm atmospheric CO_2 directly, but the process efficiency is still limited, and costs are very high.⁵

The atmospheric methane concentration was approximately ~ 715 ppb in the pre-industrial era,⁶ and increased to *ca.* 1900 ppm in 2021.⁷ This concentration is not high compared with that of CO_2 in the atmosphere, but the global warming potency of methane is 84 times that of CO_2 over 20 years and 27–35 times over 100 years.⁸ The relatively short lifespan and high warming potency of atmospheric methane facilitates the development of methane removal technologies for faster warming control compared to CO_2 capture and sequestration, especially over a relatively short time of 20 years.⁹

The natural remediation of atmospheric methane proceeds by its oxidation into CO_2 and relies mainly on three types of natural sinks to initiate the oxidation, namely $\sim 90\%$ by hydroxyl radicals ($\cdot\text{OH}$), $\sim 1\text{--}4\%$ by chlorine radicals ($\text{Cl}\cdot$, $\text{Cl}_2\cdot^-$) and $\sim 6\text{--}9\%$ by plants, forests, soils, minerals and dust, mainly

due to their microorganism content.¹⁰ Oxidizing methane into CO_2 significantly reduces the overall radiative forcing despite producing a small amount of CO_2 . Unfortunately, currently these natural sinks cannot deal with all anthropogenic methane emissions. The total annual emission and natural remediation of methane are estimated at *ca.* 576 and 538 Tg per years, respectively.¹⁰ The balance between sources and sinks represents an increase of atmospheric methane at *ca.* 38 Tg CH_4 per years. This explains that the atmospheric methane concentration is seeing a significant net increase year by year. The present stock of methane in the atmosphere is estimated at about 5600 Tg.¹⁰

Methane oxidation to CO_2 in the atmosphere occurs through a series of radical reactions: $\text{CH}_4 \rightarrow \text{CH}_3\cdot \rightarrow \text{CH}_3\text{OO}\cdot \rightarrow \text{H}_2\text{CO}\cdot \rightarrow \text{CO} \rightarrow \text{CO}_2$, of which the first step is the slowest one in the radical propagation reactions that follow.¹¹ Atomic chlorine (*i.e.* the chlorine radical $\text{Cl}\cdot$) can initiate methane oxidation reactions 16 times faster than hydroxyl radicals.¹¹ Furthermore, generating atomic Cl needs less energy than



generating $\cdot\text{OH}$.¹² These promising scientific factors encouraged us to develop a new energy-efficient methane removal technology based on promoting the Cl radical sink for large-scale atmospheric methane remediation purposes.¹³

The current work explores the potential large-scale methane remediation upon the generation of Cl atoms from sea salt (sodium chloride, NaCl) or brine, *via* a combined electrolysis and photolysis process. It covers the removal of atmospheric methane (at *ca.* 1900 ppb) as well as relatively high concentration methane at point sources, *e.g.* coal mines in semi-closed ventilation systems. Deployment scenarios and critical research are discussed, together with technical cost assessments and cost-effective safe operation.

2. Methods proposed for atmospheric methane removal

To the best of our knowledge, four methods have been proposed for the remediation of methane already in the atmosphere so far: thermal- and/or photo-catalytic oxidation,^{14–17} spraying iron-based salt aerosols in the lower troposphere to generate chlorine radicals,^{18,19} and also enhancing the population of hydroxyl radicals.¹²

2.1 Thermal catalytic oxidation of methane

Methane has a lower flammability limit of 4.4% in air. With a concentration lower than this and higher than 2000 ppm, methane oxidation can be achieved in regenerative thermal oxidisers at a temperature of 800–900 °C.²⁰ The oxidation of low concentration methane in the atmosphere needs even higher temperatures. Solid catalysts prepared from zeolites and metal organic frameworks can lower the oxidation temperature.¹⁵ Inexpensive and abundant zeolite that is prepared from clay and doped with Cu catalysed the oxidation of atmospheric and low-level methane at relatively low temperatures of 200–300 °C.^{15,17}

Studies show that thermal catalytic removal of methane in the concentration range of 1.9 ppm to 1000 ppm can be excessively energy intensive larger than >100 GJ per tonne_{CO₂eq}.²¹ For atmospheric methane removal, the energy as well as cost penalty to move the air passing through solid catalysts will be rather high.²² To limit the penalty, the following methods can be deployed: (1) in conjunction with large air-flow infrastructures built for other purposes, such as solar chimney power plants for CO₂-free renewable electricity generation, or direct air CO₂-capture (DAC), which are still under development; (2) with low cost-effective catalysts to operate at a temperature ideally close to ambient temperatures.

2.2 Direct photocatalytic oxidation of methane

The direct photocatalytic oxidation of methane on metal-oxide semiconductor surfaces has been widely reported.²³ Metal-oxide semiconductors as photocatalysts can generate hydroxyl radicals under sunlight irradiation, particularly upon absorption of UV photons. The engineering of efficient photocatalysts is still challenging due to their typically poor photon absorption

and high charge recombination, which affects their overall efficiency. Nevertheless, photocatalysis of metal-oxide semiconductors is still promising for oxidizing atmospheric methane under ambient conditions. The photocatalytic activity of zinc oxide increases when the particle size is reduced down to the nanoscale, and when further enhanced by nano-silver decoration, showed an impressive quantum yield of 8% at wavelengths <400 nm.²⁴ The test of such a catalyst in an optimally configured continuous reaction system at 25 °C demonstrated the feasibility,²⁵ *e.g.*, attaching the photocatalysts to the inner part of the greenhouse glass ceiling of solar chimney power plants as proposed in ref. 14. A highly dispersed CuO_x decorated ZnO photocatalyst showed similar catalytic activity.¹⁷ More research is still required to develop effective catalysts to improve processing efficiency.

2.3 Enhancing the hydroxyl radical sink

Typically, ~90% of the tropospheric methane is oxidized by hydroxyl radicals naturally generated in the atmosphere. Hydroxyl radicals can be artificially generated in the gas-phase through photolysis of ambient water vapor by ultraviolet (UV) irradiation at 185 nm.^{12,26} One mole of water vapour can be dissociated into two moles of hydroxyl radicals in the presence of oxygen in the air. With the cost reduction of UV Light-Emitting Diodes (LEDs) in recent years, UV light-based hydroxyl radical generators are commercially available as purifiers for disinfection purposes of air and surfaces.^{27,28} Recently, a perspective paper proposed several methods to enhance the amounts of hydroxyl radicals directly in the troposphere,¹² but no cost estimations were provided by the authors as these methods are at a very early stage of development. Meanwhile, a very recent study suggests that to remove 1 Tg CH₄ per year, 8.8 Tg per year of hydroxyl radicals is required with precursors such as ozone and hydrogen peroxide.²⁹

2.4 Spraying of iron-aerosols in the lower troposphere

Several iron-containing particles have shown photocatalytic ability in converting sodium chloride to atomic Cl under sunlight.³⁰ The photocatalytic cycle between Fe(II) and Fe(III) species is believed to facilitate the redox reaction of NaCl aerosols of sea brine at pH below 3 directly to atomic Cl.^{30,31} Combined experimental, quantum chemical, and chemical equilibrium model studies demonstrate the photocatalytic chloride-to-chlorine conversion by ionic iron in aqueous aerosols.³²

In a 3.0 m³ smog chamber, the turnover frequency of the active catalytic site reached ~78 h^{−1}, (*i.e.* nearly 78 Cl atoms generated per atom of Fe in an hour).³¹ Some authors thus proposed spraying iron-salt aerosols in the lower troposphere under the marine boundary layer to sink tropospheric methane,³³ and suggested that to remove 1 Tg CH₄ per year, 4.8 Tg per year of Cl[•] is required.²⁹ The spray of FeCl₃ can be achieved by using ships, balloons, towers or existing infrastructure such as container vessels.^{18,19} From naturally formed FeCl₃ from desert dust, sea salt spray and acidity, a recent study suggests that 3.8 Tg(Cl) per year has been produced over the North



Atlantic, which has participated in the oxidation of CH₄ in the troposphere.³⁴

It has also been demonstrated that in regions with high NO_x pollution, an enhancement of the Cl chemistry occurs, which enhances the atmospheric oxidation capacity and the elevation of O₃.³⁵ But in pristine areas with low NO_x levels the Cl chemistry destroys O₃ and therefore reduces the amount of OH and increases the lifetime of CH₄.³⁴ Therefore, when generating Cl atoms by FeCl₃, there is a threshold in the amount of iron that must be added to remove methane or below this threshold the CH₄ will increase instead.³⁶ Simulation shows that 630, 1250, and 1880 Tg(Cl) per year to remove 20%, 45%, or 70% global methane by 2050 can respectively decrease the surface temperature by 0.2, 0.4, and 0.6 °C.³⁷

3. Promoting chlorine sinks for atmospheric methane removal

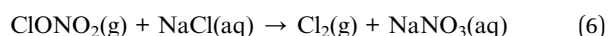
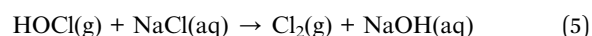
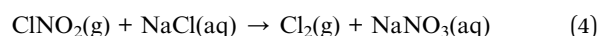
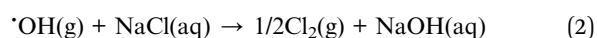
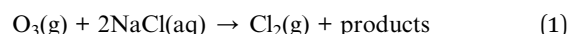
As mentioned earlier, the natural sink based on hydroxyl radicals (·OH) typically contributes to 90% of atmospheric methane removal and the natural chlorine radicals sink only ~1 to 4%.³⁸ However, the tropospheric Cl concentrations are uncertain by ~2 orders of magnitude,³⁹ and the apparent kinetic isotope effect of the methane atmospheric sink has shown a magnitude larger in the extratropical Southern Hemisphere than expected if the sink were the hydroxyl radical alone without the inclusion of Cl radicals.⁴⁰ Modelling studies show that in coastal areas (*i.e.* marine boundary layer), the chlorine radical sink can account for over 20% of methane removal due to enhanced Cl[·] generation of sea-salt aerosol dichlorination.^{39,40} This suggests the potential in terms of health and safety to enhance the chlorine sink in the air for removing atmospheric methane at a large scale.

3.1 Natural generation of atomic chlorine

Atomic Cl is mainly generated from the photolysis of Cl₂ gas and chlorine-containing species including Cl[·] (natural or anthropogenic), with a concentration of up to 0.04 ppt (10⁶ atoms per cm³).⁴¹ There are some 23 Tg of molecular chlorine gas (Cl₂) in the atmosphere or about 4 ppt (parts per trillion in the troposphere).⁴² The lifetime of molecular chlorine in the atmosphere is *ca.* 7 minutes at noon near the equator.⁴³ If the concentration of Cl₂ molecules is sufficiently high, their photolysis can provide an important source of atomic Cl in the lower atmosphere. For a given 0.1 ppb Cl₂ concentration in polluted areas where nitrous oxides (NO_x) exists, for example, Cl radical formation rates can be as high as 0.016 ppt s⁻¹ (4 × 10⁵ Cl radicals cm⁻³ s⁻¹). These figures are significant considering the average Cl₂ concentrations in coastal areas; for instance, the average concentration in coastal areas in Hong Kong was estimated at *ca.* 400 ppt, with peaks as high as 1000 ppt.⁴³

The release of active chlorine from marine aerosols is widely known and involves dissolved-gas species in aqueous droplets and at the interface between two phases.⁴⁴ The formation of Cl₂ gas across the interface of a bulk aqueous NaCl solution (in clouds or fog for instance) was demonstrated upon the reaction

of gas phase ozone as well as hydroxyl radicals (eqn (1) and (2)).⁴⁵ The process includes acid displacement and reactions of dinitrogen pentoxide (N₂O₅), ozone (O₃) and other species with Cl⁻ containing aerosols (eqn (1)–(6)). The formation of atomic Cl has been demonstrated in NaCl aerosols in the presence of NO_x and O₃ gases.⁴⁶ The photolytic precursor of atomic Cl was identified to be nitryl chloride (ClNO₂), which is formed in the dark upon the reaction of N₂O₅ and NaCl (eqn (3)). Atmospheric measurements have shown that ClNO₂ is produced *via* heterogeneous reactions on sea-salt particles at night, resulting in a peak of atomic Cl in the early morning with an estimated formation rate of 0.04 ppt s⁻¹ (1 × 10⁶ atom cm⁻³ s⁻¹) upon its photolysis under sunlight.⁴⁷ This atomic Cl source may represent a major oxidant of the troposphere in industrialized coastal areas.^{38–40}



3.2 Methods for the artificial generation of atomic chlorine

The standard dissociation energy of Cl₂ gas is 243.6 kJ mol⁻¹ for atomic chlorine and related radicals. The dissociation of Cl₂ gas can be artificially obtained by thermal decomposition, or *via* UV photolysis using appropriate light sources.⁴⁸

The thermal dissociation needs a high temperature. At 1500 °C the dissociation of Cl₂ reaches 85% when the pressure is 17 torr and 95% when the pressure is 5 torr.⁴⁹ Because of the very high activity of atomic chlorine at such high temperatures, inert reactors such as graphite ones are required. Moreover, such a process consumes more energy than the dissociation required to maintain the high temperature, resulting in quite low energy efficiency and therefore this method is not desirable for the purpose pursued.

The dissociation energy of Cl₂ gas can be provided by light radiation and the dissociation can start in the visible region from 491 nm under ambient conditions, but is more efficient in the UV region of 330 nm.⁵⁰ The UV photolysis of gaseous Cl₂ can proceed rapidly with a quantum yield close to unity.⁵¹ The UV wavelengths of interest can be generated by traditional actinic lamps or by UV LEDs. Actinic lamps such as xenon and mercury ones form an arc discharge under high-frequency and high-voltage excitation. The xenon lamp radiates a continuous spectrum in a wide range of 250–2500 nm (Fig. 2a).

The spectrum distribution in the UV range of interest shadows that of the solar spectral irradiance, accounting for only a small fraction of the total irradiation. The mercury lamp radiates a powerful and stable UV, visible and IR spectrum



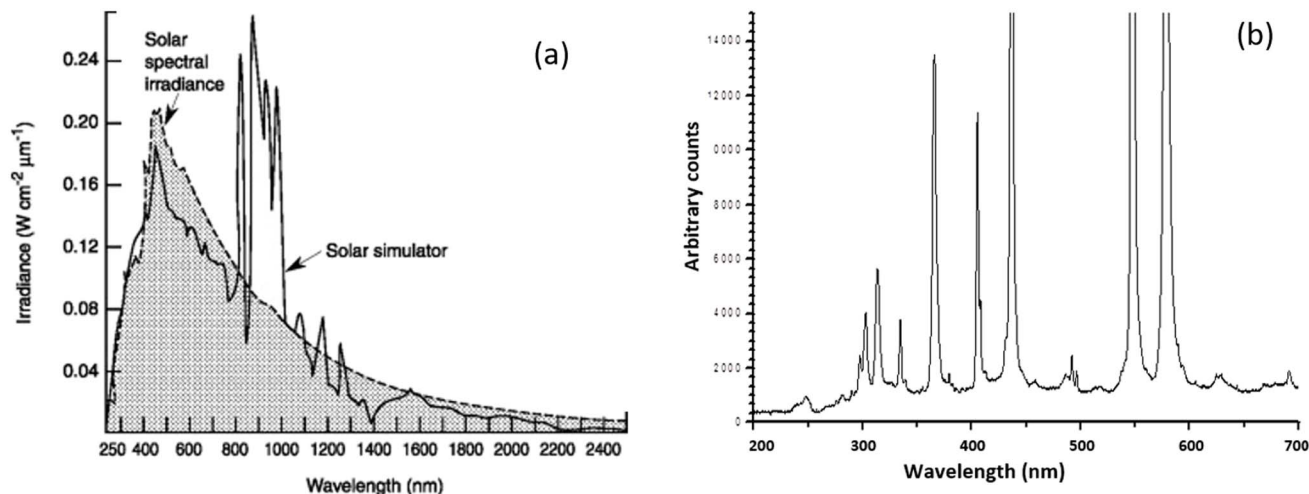


Fig. 2 The light spectra of (a) xenon light lamps compared with that of solar spectral irradiance;⁵² and (b) mercury lamps.⁵³

with high energy density at several specified wavelengths as shown in Fig. 2b. Like xenon lamps, the irradiation in the wavelength range of interest only accounts for a small fraction. As point sources of light, these actinic lamps offer high luminance and radiance output for continuous operation, but they are not the best choice for the purpose pursued due to their too wide spectrum, high costs, short lifetime, and thermal runaway.

UV LED lights are distinctively characterised by monochromaticity and high energy efficiency at specified wavelengths, which cannot be matched by other light sources. UV light irradiation in the wavelength range of 300–350 nm has been effectively applied to generate atomic Cl in aqueous solutions and gas phases, as well as under aerobic or anaerobic conditions.⁵⁴ Compared with other light sources with the same light flux, LED energy consumption is reduced by 80%.⁵³

When it comes to the photolysis of Cl_2 gas, the choice between UV LED lamps and traditional actinic UV lamps can have a significant impact on the process efficiency and effectiveness. Factors to consider include wavelength, energy efficiency (cost and energy consumption), lifetime, engineering control and maintenance as well as health and safety on top of all these factors.

Traditional UV lamps typically emit a wide spectrum including UV-C radiation, which has a shorter wavelength (lower than 254 nm) compared to most UV LED lamps. UV-C radiation is known for its germicidal properties and can break down certain chemical bonds. UV LED lamps, on the other hand, can be easily adjusted to emit a specific wavelength and intensity, allowing for more precise targeting of a desired wavelength, which will be 3–4 times more efficient than traditional UV lamps in terms of energy consumption. Due to the less energy damped as heat, the UV LED bulbs can be arranged in arrays for engineering applications. UV LED lamps typically have a significantly longer lifespan than traditional UV lamps, which reduces periodic bulb replacement for less downtime during operation.

In summary, UV LED lamps can be a suitable choice for the photolysis of Cl_2 gas for GHG remediation. In practice, UV LEDs can be powered by solar or wind energy and can be flexibly combined with natural light for this conversion.

4. Industrial synthesis of chlorine gas through sodium chloride electrolysis

Most industrial chlorine is produced by the chlor-alkali process, a process in which an electric current is passed through a saturated NaCl aqueous solution with sodium hydroxide (NaOH) and hydrogen gas (H_2) as co-products. The global annual production of Cl_2 by the chlor-alkali industry in 2021 was about 90 Mt.⁵⁵ It was about 77 Mt in 2012⁵⁶ and is expected to reach 97 Mt by 2026.⁵⁵ There are three variant technologies of the chlor-alkali process, respectively known as mercury, diaphragm and membrane methods (Fig. 3a–c). Table 1 summarises the key operational features of the three processes.

The mercury method is the least energy-efficient.⁵⁸ It poses severe environmental and health risks due to the emission of highly toxic mercury,⁵⁹ and therefore this type of plant has been phased out in the EU.⁶⁰ The diaphragm process operates at a lower voltage compared to the mercury method;⁶¹ however, the dilute alkali by-product at ca. 12% requires a large amount of steam to bring it into the commercial concentration of 50%. In the diaphragm process (Fig. 3b), an asbestos (or polymer-fibre) diaphragm separates the cathode and anode, preventing the Cl_2 generated at the anode from re-mixing with the NaOH and H_2 formed at the cathode.⁶² The use of asbestos represents the other main drawback in terms of health and safety aspects and the diaphragm method represents only about 10% of the installed capacity in Europe. The membrane method (Fig. 3c) is currently the most energy efficient and has largely replaced the other two processes in the last decade, reaching 85% of Cl_2 production in Europe in 2020.⁶³ In the membrane electrolysis cell, a permeable membrane acting as a Na^+ -cation exchanger separates the two electrodes. To avoid membrane fouling or



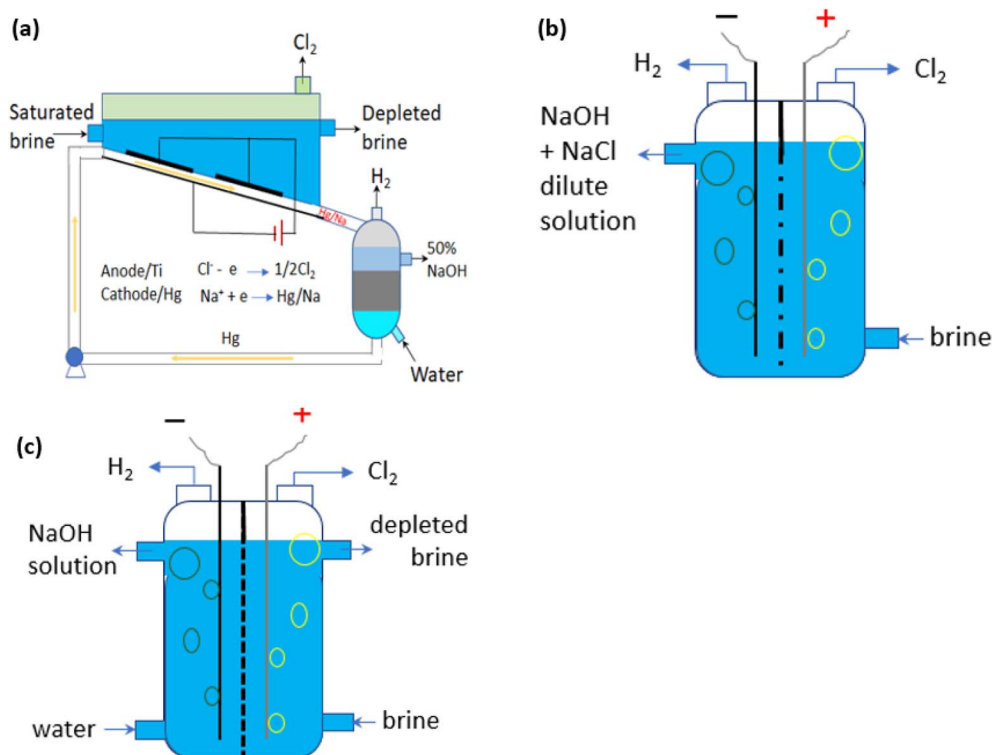


Fig. 3 Schematic methods for the industrial chlor-alkali process to produce Cl_2 : (a) mercury-based; (b) diaphragm; and (c) membrane methods. Adapted from.⁵⁷

Table 1 Key features of the three chlor-alkali processes, namely required voltage, energy consumption and energy efficiency

	Feed	Voltage $V(V)$	Energy cons. E (kW h per tonne Cl_2)	Efficiency E_{ef} (%)	Drawbacks
Mercury	Saturated NaCl	>3.25	3100	56.2	Toxic emissions of Hg
Diaphragm	Saturated NaCl	>2.31	2300	75.8	Low con. of NaOH, use of asbestos
Membrane	Ultra-pure saturated NaCl	>2.31	2010–2025	86.7	Ultra-pure feed needed

blockage for a long life and low-maintenance operation, the saturated NaCl aqueous solution needs to be filtered as an ultra-pure solution before being passed through the anode compartment.⁶⁴ A diluted NaOH solution circulates through the cathode compartment, exiting in a concentrated solution. A fraction of the concentrated NaOH solution leaving the cell is diverted as a by-product at a specified concentration in the range of 30–35 wt%⁶⁵ while the remainder of the solution is diluted again with deionized water and recycled back into the cell.

5. Proposed deployment of artificial Cl sinks

5.1 Proposed deployment methods

A two-step operation is proposed to enhance the atomic Cl sink for atmospheric methane removal at point sources as well as in the troposphere: the electrolysis of aqueous NaCl followed by the photolysis of Cl_2 gas by using UV LED lights.

At point sources, where methane is at much higher concentrations than the tropospheric one, such as landfills (where methane concentrations can be up to 45 to 60% but with low and discontinuous airflows⁶⁶) and ventilation exits of underground coal mines (with typically less than 5% methane, as the dilution by ventilation prevents the explosive safety hazard to miners⁶⁷), small devices could be designed and locally installed to generate chlorine radicals at a safe formation rate to meet the requirement. In this case, the Cl species may be released into a semi-closed system, such as the downstream of existing ventilation systems without reducing the exhaust flow rate or affecting the emergency escape. The chlorinated species and gas-phase by-products can be captured or neutralised using low-pressure drop alkaline filters or activated carbon, thus avoiding their release into the atmosphere. The unreacted Cl_2 can be recycled to promote its utilisation efficiency.

At a larger scale for the removal of atmospheric methane of 1.9 ppm, the electrolysis-photolysis deployment method could be engineered as an integrated system in current chlor-alkali



industries, which account for over 650 facilities worldwide. New chlor-alkali facilities could be built in remote coastal areas and be powered using offshore windmills or solar photovoltaic (PV) farms to maximise the negative carbon emissions. It is worth emphasising that all products of these large-scale chlor-alkali facilities will contribute to greenhouse gas removal (GGR): Cl species will oxidise CH_4 ; NaOH can be used to capture CO_2 forming NaHCO_3 or Na_2CO_3 ; and H_2 gas may be used as a carbon-free energy resource or for industrial hydrogenation processes.

The deployment of the large-scale system must envision the short- and long-term impacts of chlorine gas and its derived products (*i.e.* Cl_2 , Cl^\bullet , HCl , HOCl , O_3 , *etc.*) on health, safety and the environment. The impacts assessments can be done on controlled release of Cl species at selected locations, *i.e.* in remote regions far from populated areas and sufficiently above local workers but still under the marine boundary layer to limit exposure.

Under ideal conditions, chlorine atom release would be made only under the planetary boundary layer, on wetland regions whose soils are calcareous or with large amounts of ultramafic rocks such as olivine or serpentine which are alkaline and can neutralize the deposition of hydrochloric acid resulting from the hydrogen abstraction from methane by the chlorine atom. Above the ocean under the marine boundary layer is also a possible region to perform the methane remediation. The buffering power of seawater can neutralize it in some regions where limestone is abundant and not too deep. The ocean acidification is a real and serious issue, due to the fact that the ocean absorbs about 25 to 30% of all CO_2 emissions each year. It is worth pointing out that the possible acidification from HCl formation of oxidizing all tropospheric methane (about 576 Tg per year¹⁰) by Cl atoms would be smaller than that caused by absorbing new CO_2 emissions in a year which are in the order of 10 Pg per year or 10 000 Tg per year. Also, if all the NaOH co-produced with Cl_2 is released (in a diluted form) in the ocean, globally the pH will remain unchanged (in that case the possible capture of CO_2 by NaOH as Na_2CO_3 or as NaHCO_3 is not accounted for in the negative emissions balance sheet). Several marine-CDR (carbon dioxide removal) methods are based on a similar principle:⁶⁸ electrochemical production of HCl and NaOH, acidification of a volume of sea-water, capture of the CO_2 released, neutralisation of the acidity of the same volume of sea-water and release of that volume of sea-water in the open ocean surface, with the end result of removing CO_2 from surface waters, making them slightly more alkaline and able to reabsorb some atmospheric CO_2 .

More importantly, there is a safe window for the enhancement of chlorine radical sinks in locations which are not sensitive to acid rain. The current near-surface concentration of HCl, for example, ranges from 100 to 300 ppt in remote ocean regions, with concentrations below 50 ppt in altitude above the boundary layer.^{69,70} Nevertheless, above urban continental areas, peak HCl concentrations of up to 1–3 ppb have been reported⁷⁰ due to anthropogenic sources. These concentrations are 10–20 times higher than those observed in natural environments and can cumulate other acid sources

such as nitrates and sulphates from fossil fuel combustion pollution. Tropospheric peak HCl concentrations typically occur in the afternoon, coinciding with the peak concentrations of nitric acid (HNO_3) and photochemical smog, which are attributed to the volatilisation of chloride (Cl^-) from aerosol particles containing nitrates.^{71–74} For environment engineering, these factors can be used not only for the safe enhancement design of chlorine radical sinks, but also for making the operation more efficient and viable in terms of GHG emission and economics.

5.2 Cost estimation based on commercial pure Cl_2 and NaOH

In this sub-section, we take the hypothesis of atmospheric methane removal by Cl_2 photolysis by sunlight at low altitudes (well below the top of the marine boundary layer) above the ocean, far from populated areas and forests. It could also be above deserts, or abandoned open pit coal mines still leaking methane, but it can also be using semi-closed systems as described by the start-up Ambient Carbon,⁷⁵ for instance the ventilation exhaust of underground coal mines in operation. The cost estimates made are based not only on the current commercial costs of Cl_2 (g) and NaOH (solid or in solution), but also on the capital, infrastructure, and operational costs.

The cost for a completely new membrane cell plant is estimated at *ca.* \$1050 per tonne annual Cl_2 capacity.⁷⁶ The market price of commodities varies daily and by geographical market zones, but it was in average *ca.* \$193 per tonne Cl_2 and \$760 per tonne NaOH in 2020.⁷⁷ Our initial calculations are based on Cl_2 gas at this market price and the production of atomic Cl using natural, free sunlight. Sunlight can provide irradiation of up to *ca.* 6.5 mW cm^{-2} for Cl_2 gas UV photolysis, based on the UV flux in sunlight shown in Fig. 2a and their dissociation absorption efficiency at different wavelengths.⁵⁰ The Cl_2 gas can be released at a selected location as suggested above in an optimised manner in sunlight considering the 7 minute lifetime of Cl_2 molecules in the atmosphere to allow its dissociation. Recent experimental measurement in our laboratory shows that the CH_4 is dominantly converted into CO and HCl, and the molar ratio of $\text{CO} : \text{HCl}$ is lower and close to $\sim 1 : 4$.⁷⁸ If the released Cl_2 gas could be completely dissociated under sunlight and 1 kmol of molecular Cl_2 would oxidise 0.5 kmol of methane, 1.00 tonne of Cl_2 gas will be able to remove 9.46 tonnes of CO_2 -eq and the Cl_2 gas cost for the removal will be in the range of \$20.28 per tonne CO_2 -eq considering the molecular masses of Cl_2 and CH_4 (71 and 16 kg kmol^{-1} , respectively) with 84 as the warming potential factor of methane over 20 years. Assuming the NaOH produced as a by-product (1.1 tonne per tonne of Cl_2) is used directly for the neutralisation of atmospheric CO_2 , then the NaOH from the production of 1 tonne of Cl_2 will also indirectly remove 1.21 tonnes of CO_2 with a total cost of \$691 per tonne CO_2 . On average, the production of 1 tonne of Cl_2 and 1.1 tonnes of NaOH from 1.65 tonnes of NaCl can remove 10.67 tonnes of CO_2 -eq with an average cost of \$96.4 per tonne CO_2 -eq. The cost contribution shows that the use of NaOH accounts for 78.96% of the overall cost, and the Cl radical approach



Table 2 Cost calculations of GHG removal based on commercial $\text{Cl}_2(\text{l})$ and $\text{NaOH}(\text{s})$ at current market prices

	$\text{Cl}_2(\text{l})$			$\text{NaOH}(\text{s})$
Price (\$ per tonne)	193			760
Cl_2 dissociation conversion	100%	50%	25%	
CH_4 removal, tonne per tonne Cl_2	−0.11	−0.056	−0.028	—
CO_2 -eq removal, tonne CO_2 -eq per tonne Cl_2	−9.46	−4.73	−2.36	−1.21 ^a
GHG removal cost, \$ per tonne CO_2 -eq	20.28	40.57	81.14	691
Overall cost (CH_4 and CO_2), \$ per tonne CO_2 -eq	96.40	173.16	287.74	

^a Calculation based on the formation of NaHCO_3 .

provides a significant space for its development in an economic manner. These cost calculations are summarised in Table 2.

However, as shown in the report of Johnson's group⁷⁹ the dissociation of Cl_2 is approximately >50% under irradiation of LED UV 365 nm at a Cl_2 concentration of ~100 ppm and a residence time of 3.4 minutes. Considering the lifetime of Cl_2 is about 7 minutes the Cl_2 dissociation of 50% and 25% is applied in the calculation. Under these conditions the cost of Cl_2 gas required for the GHG removal will increase to \$40.57 and \$81.14 per tonne CO_2 -eq, respectively, as shown in Table 2. The cost calculation results show that using commercially available pure Cl_2 gas to remove CH_4 can be competitive to capturing CO_2 from releasing points.⁸⁰ It can be competitive to that of the direct air capture (DAC) technologies under development even when the commercial NaOH to capture atmospheric CO_2 and sequester it into sea is included. The target cost of DAC is set to be less than \$100 per tonne of CO_2 by 2050.⁸¹ The DAC system developed by Climeworks in Hinwil, Switzerland,⁸ has an estimated capture cost of \$500–600 per tonne of CO_2 . Carbon engineering estimates the cost of their process can reach between \$94–232 per tonne of CO_2 captured.⁸²

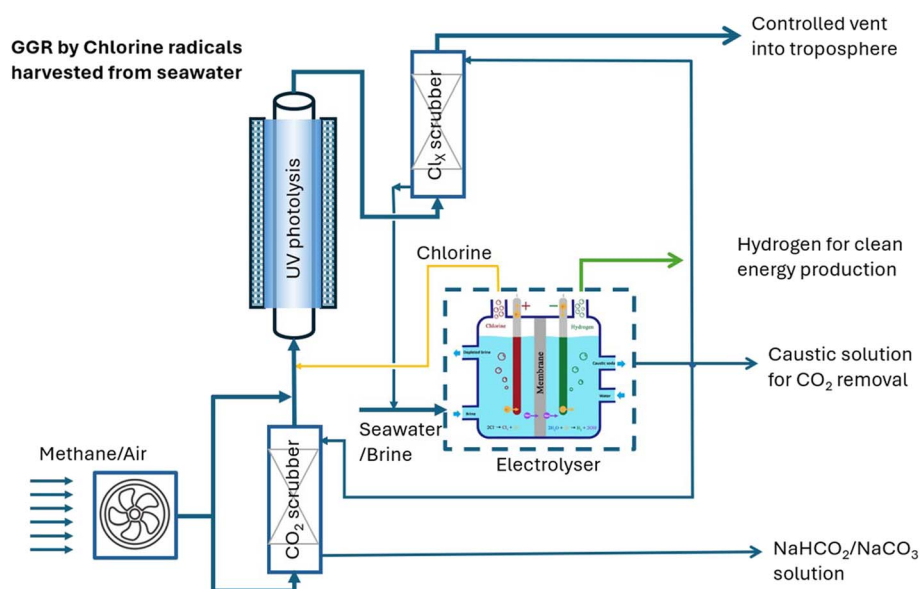
Comparing with DAC costs, the following conclusions can be drawn: (a) even at the market prices of Cl_2 and NaOH , artificial

Cl radical sinks can be developed to remove atmospheric methane for a fast reduction of greenhouse gases contributing to reaching the mid-century goal of net-zero emissions; (b) there is a good cost space to achieve high Cl_2 photolysis and recycle unreacted Cl_2 gas and safe handling. Little cost data is available from the open literature. This will be discussed in more detail in Section 5.3.

5.3 Cost estimation based on an integrated chlor-alkali process

For large-scale facilities dedicated to the removal of methane and CO_2 from the atmosphere, a Cl_2 gas photolysis unit can be integrated with a chlor-alkali process as shown in Fig. 4. The formed Cl_2 and NaOH can be directly used for methane and CO_2 removal, respectively, without the complicated purification and pressurisation for pure $\text{Cl}_2(\text{l})$ production, and concentration and crystallisation for pure $\text{NaOH}(\text{s})$ production as commercial products. These changes will significantly lower the cost of chlorine gas and NaOH to be used in the removal of methane and CO_2 from the atmosphere.

Fig. 5 shows the overall material flow and energy consumption distribution of current representative commercial chlor-

**Fig. 4** The proposed integration of brine/seawater electrolysis and photolysis of Cl_2 gas for methane and CO_2 removal.

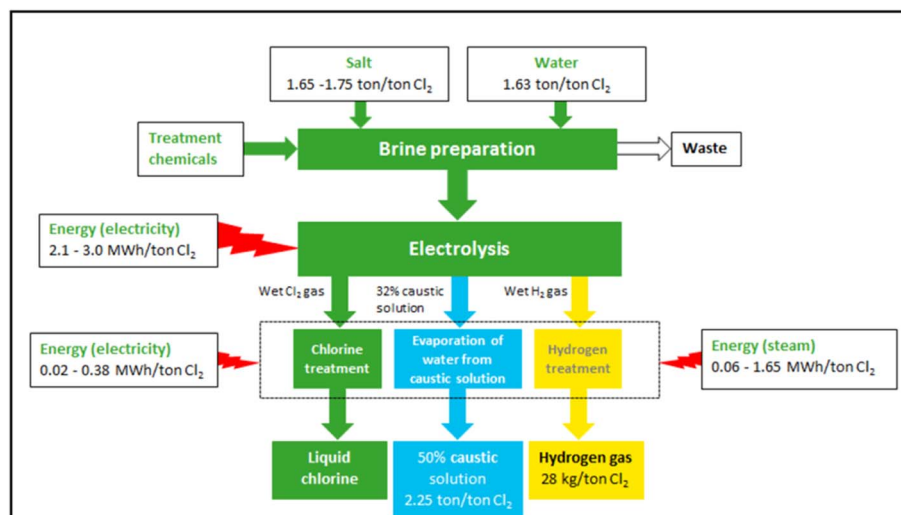


Fig. 5 Overview of the main materials flows and process of the chlor-alkali production using the diaphragm process.⁶⁵

alkali processes.⁶⁵ For the proposed application of removing atmospheric methane and CO₂, there will be no need to treat and pressurise Cl₂ gas or concentrate NaOH after electrolysis. Hence, the post-treatment units after electrolysis may be excluded from the current commercial chlor-alkali systems. This will significantly reduce energy consumption (288–7308 MJ per tonne_{Cl₂}) and the capital and operational costs for Cl₂ generation. The reductions could be for covering the capital and operational costs and energy needs of the photolysis of Cl₂ gas, especially when energy-efficient UV LED lights are used.

The production cost of Cl₂ varies within the range of \$148–531 per tonne, which includes the associated electricity costs of \$76–306.⁶⁵ The techno-economic analysis to produce high-purity liquid Cl₂ by the state-of-the-art chlor-alkali process has a carbon footprint of 0.96 kg CO₂-eq per kg_{Cl₂} for the diaphragm and 0.92 kg CO₂-eq per kg_{Cl₂} for membrane technologies. The corresponding energy consumption (including brine

preparation and product concentration) is 19.52 MJ per kg_{Cl₂} for the diaphragm and 18.94 MJ per kg_{Cl₂} for membrane methods, as provided by the carbon foot-printing tool⁸³ of the “Ecoinvent” life cycle inventory database.⁸⁴

Considering the standard dissociation energy of Cl₂ gas of 243.6 kJ mol^{−1}, the energy consumption of converting Cl₂ gas to atomic chlorine and related radicals, will be larger than 3.43 MJ kg_{Cl₂}^{−1}. At an energy efficiency of the dissociation of 10%, the energy consumption will be 34.31 MJ kg_{Cl₂}^{−1}. By using the carbon footprint value of 0.115 kg_{CO₂} per MJ electricity from the combined heat and power production,⁸⁴ the carbon footprint of dissociating Cl₂ gas into Cl atoms is estimated at 3.95 kg CO₂-eq kg_{Cl₂}^{−1}. Considering the molecular masses of Cl₂ and CH₄ and the GWP of methane over 20 years, 1.00 tonne of Cl₂ will be able to remove 9.46 tonnes of CO₂-eq, while producing 0.31 kg_{CO₂} per kg_{Cl₂} reacted. The derived NaOH of 1.1 kg kg_{Cl₂}^{−1} reacts with CO₂ to form NaHCO₃. The H₂ gas obtained as a by-product can be

Table 3 Cost calculations of potential GHG net-removal of an integrated chlor-alkali process

	Diaphragm	Membrane	Comments
Chlor-alkali emission			
kg _{CO₂-eq} kg _{Cl₂(l)} ^{−1}	0.96	0.92	Ecoinvent ^{83,84}
Emission of Cl₂ photolysis			
kg _{CO₂-eq} kg _{Cl radicals} ^{−1}	3.95	3.95	Quantum efficiency of 10%
Negative emission			
kg _{CH₄} kg _{Cl₂} ^{−1}	−0.11	−0.11	Unit reaction
kg _{CO₂-eq} kg _{Cl₂} ^{−1}	−9.46	−9.46	CH ₄ GWP ₂₀ = 84
kg _{CO₂} kg _{Cl₂} ^{−1}	+0.31	+0.31	CO ₂ formation of CH ₄ oxidation
kg _{CO₂-eq} kg _{Cl₂} via NaOH ^{−1}	−1.24	−1.24	
kg _{CO₂-eq} kg _{Cl₂} via H ₂ ^{−1}	−1.02	−1.02	Ecoinvent ^{83,84}
Net kg _{CO₂-eq} kg _{Cl₂(+NaOH+H₂)} ^{−1}	−6.50	−6.55	
Net GHG removal cost (with full recovery and recycling of unreacted Cl₂gas)			
\$ per tonne _{CO₂-eq}	22.74	22.59	\$148 per tonne Cl ₂
	81.58	81.08	\$531 per tonne Cl ₂



used as a carbon-free energy source. These data are summarised in Table 3.

The calculated overall net-GHG emission is negative at 6.50 kg_{CO₂-eq} kg_{Cl₂}⁻¹ for the diaphragm technology and slightly higher at 6.55 kg_{CO₂-eq} kg_{Cl₂}⁻¹ for the membrane technology (Table 3). With full recovery and recycling of unreacted Cl₂ gas, the corresponding cost (including CH₄ and CO₂) is estimated at \$22.74 or 22.59 per tonne CO₂-eq when the Cl₂ production cost is \$148 per tonne_{Cl₂} and \$81.58 or 81.08 per tonne CO₂-eq when the Cl₂ production cost is \$531 per tonne_{Cl₂}. The costs calculated in both cases are well below the aimed cost of \$100 per tonne CO₂-eq for DAC, and comparable to that of CDR/CCS technologies from less concentrated point CO₂ sources, such as cement production and power generation at \$40–120 per tonne CO₂.⁸⁵

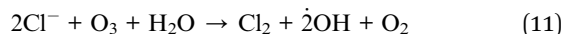
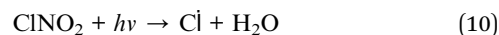
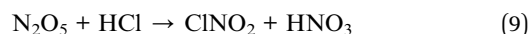
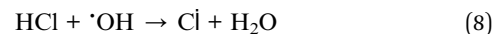
The calculation has been carried out also for the net GHG removal when the single path dissociation efficiency of Cl₂ gas ranges from 1% to 100%. The corresponding costs have been estimated for the two scenarios *i.e.* (1) with the unreacted Cl₂ being fully recycled and (2) without it being recycled. The result shown in Fig. 6 suggests that the GHG emission of the operation can be significantly negative even when the single path dissociation energy efficiency of Cl₂ gas is 5% by using the electrical energy from the combined heat and power (CHP) production with a carbon footprint of 0.115 kg_{CO₂-eq} MJ⁻¹.⁸⁴ At a low single path dissociation energy efficiency of 5%, the cost of GHG removal is calculated to be \$57.73 per tonne CO₂-eq (well below \$100 per tonne CO₂-eq) when the Cl₂ production cost is at \$148 per tonne and with full recycling of the unreacted Cl₂ gas; or £227.37 per tonne CO₂-eq for the case without Cl₂ gas recycling. Alkaline solutions generated in the chlor-alkali process can be used for the capture and recycling of Cl₂ gas.

Furthermore, using clean energy from biomass, wind or nuclear sources will reduce the energy carbon footprint to 0.0111, 0.00311 or 0.00173 kg_{CO₂-eq} MJ⁻¹, respectively. The net GHG removal will increase to 10.05–10.40 kg_{CO₂-eq} kg_{Cl₂}⁻¹ when the Cl₂ dissociation energy efficiency is 10%, as shown by the hollow circle and the solid bar labelled at the left

bottom corner in Fig. 5. This will lower the cost to less than \$15 kg_{CO₂-eq}⁻¹ before including the deployment cost. These calculations, therefore, demonstrate the potential of developing atomic chlorine technology by incorporating chlorine gas photolysis with brine electrolysis for atmospheric methane remediation.

6. Relevance to climate change at scale and complementary with DAC

The global annual production of Cl₂ by the chlor-alkali industry in 2021 was about 90 Mt (with nearly the same amount of NaOH production), and is expected to reach 97 Mt by 2026.⁵⁵ If the same amount of all the produced Cl₂ is successfully used for tropospheric methane removal and a 50% conversion is achievable, it could be possible to directly remove ~20 Mt of methane per year. This represents half of the current annual growth of methane in the troposphere, corresponding to 1.7 Gt CO₂-eq per year based on the methane GWP of 84 over 20 years. This estimation does not consider the tropospheric recycling of HCl that is produced by the reaction of atomic Cl with methane. One mole of Cl₂ will produce 2 moles of atomic Cl and consequently two moles of HCl, which can be recycled to 2 moles or more of Cl[•], following eqn (7)–(12) (where RH represents methane or other hydrocarbons):



To reach direct air capture of CO₂ (DAC) capacity of 30 Gt CO₂ per years based on aqueous hydroxide solutions (NaOH, KOH, Ca(OH)₂) some authors envision the need to scale up the current chlor-alkali production with a production of about 5.1–8.7 Gt per years of NaOH^{86,87} and about 4.6 to 7.9 Gt per years of Cl₂ by salt electrolysis. This Cl₂ production level is more than 65 times the current capacity of about 90 Mt per years.

The methane removal method proposed in this work can be complementary to these DAC processes and can use excess Cl₂ to remove more than 1.0–1.8 Gt of methane per years.⁸⁶ Since the tropospheric stock of methane is about 4.6 Gt,³⁹ thus in theory such stock of methane could be cleared within 3–5 years, with significant implications in the control of global warming. Of course, risks for the environment with acid rain or stratospheric ozone layer damage need to be thoroughly studied and assessed before any large-scale implementation is attempted. A more reasonable assumption would be that the target removal is obtained progressively over 20 or 30 years, which has the advantage of much lower new chlor-alkali infrastructure needs

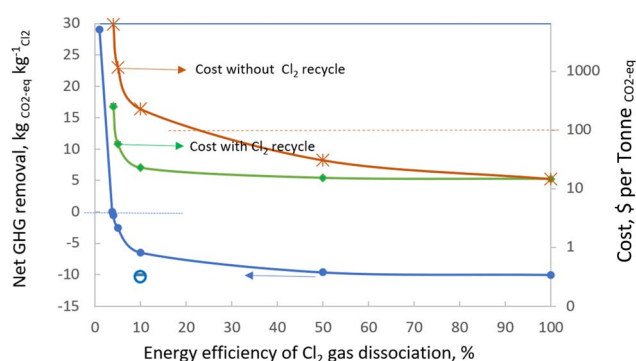


Fig. 6 Estimation of net GHG removal and cost with energy efficiency in Cl₂ gas dissociation. The hollow circle and the solid bar at the left bottom corner represent the net GHG removal when using clean energy from biomass, wind or nuclear sources.



and after the target has been reached, to avoid production overcapacity.

If the global capacity of the chlor-alkali industry is to increase by 20% each year (its current growth rate is between 3 and 5% but for other purposes⁸⁸), it would be tripled in 7 years. The cumulative reduction of the methane tropospheric stock will significantly reduce the methane global warming burden (0.5 °C currently) and also lessen the radiative impact of O₃ and some fluorocarbons (HCFCs, HFCs).

Apparently, these calculations do not consider the steep evolution of the DAC industry. According to current status, for instance, a DAC capacity of 3 Gt per years of CO₂ through NaOH absorption will need about 47 years to remove the amount of CO₂ that is equivalent to the warming of the current methane tropospheric stock of 5.6 Gt.

Along with methane neutralization, the Cl₂ produced with NaOH devoted to the DAC industry could be used to generate HCl, which can be used to convert globally abundant serpentine, olivine or other silicate minerals or ultramafic rocks to benign metal salts and/or silica as useful resources. On the other hand, the re-generation technology of the spent alkali from the DAC hydroxide solution will be developed for recycling, to reduce the requirement of fresh NaOH.⁸⁹

The proposed method might also help in dealing with localised methane leaks due for example to pipe bursting in operation, as well as for dealing with more progressive but also more diffuse thawing permafrost or destabilization of submarine methane hydrates. Even with a very low probability,⁹⁰ methane bursts represent a real threat: for instance, several gigatons of methane could have been released during the Storegga submarine landslide that took place on the continental slope west of Norway in the early-Holocene period.⁹¹

Furthermore, the chlorine sink can also have an impact on the reduction of tropospheric ozone (O₃), another critical GHG.⁹² Oceanic emissions of bromine, iodine and chlorine have been shown to improve the atmospheric oxidation capacity,^{93,94} with an estimated average decrease in O₃ concentration of ~15%.⁹⁵ The GEOS-Chem model⁹⁶ has also estimated a halogen-driven O₃ reduction of up to 46% with respect to the typical hourly O₃ concentration (above 50 nmol mol⁻¹) in European air quality, except for highly NO_x-polluted areas where the amount of O₃ increased slightly. Similar observations have been reported globally, for example in Los Angeles, California, where O₃ levels were reported to decrease by 5 ppb due to marine halogen emissions.⁹⁷

7. Future research

Enhancing the atomic Cl concentration in the atmosphere by the method proposed in this article involves (a) volatilisation of Cl₂, HOCl and other chlorine species from NaCl aerosols/solution or other sources; (b) photolysis of the volatilised species to produce Cl radicals; (c) Cl-driven oxidation of methane as well as other hydrocarbons with the production of hydrogen chloride (HCl); (d) removal of HCl upon reaction with hydroxyl radicals, wet/dry deposition or scavenging by aerosols. To develop applicable environment engineering technologies,

more scientific and technology development research is urgently required to achieve high efficiencies of material and energy utilisation as well as low impacts on the environment for high negative emissions and avoiding harm.

Recent pioneer work⁷⁹ showed that the energy efficiency of diffuse methane removal by Cl₂ (100 ppm) photolysis is at ~0.83% in the single-pass gas phase photoreactor developed. Advances to improve the energy efficiency to above 5% as calculated, shown in Fig. 5, or above 9%⁹⁸ are the major engineering requirements for any chlorine radical technology economically applicable. In combination with reactor design effective photocatalysis is possible to provide a solution to achieve the desired photolysis and methane oxidation under milder irradiation conditions or using sunlight only. On the other hand, one mole of Cl₂ produces 2 moles of atomic Cl and consequently two moles of HCl, which can be recycled according to eqn (8)–(12) to reduce fresh Cl₂ feed and HCl capture and to increase the overall energy efficiency of methane removal.

Furthermore, significant yields of Cl₂ and Br₂ gases can be produced upon high-energy photon absorption above the deliquescence point of their respective salts (NaCl, NaBr) in the presence of O₃.^{99,100} It is known, for example, that the efficiencies of the former process could be increased up to 6 times upon substitution of NaCl by an NH₄Cl aerosol.¹⁰¹ Likewise, halogen salts such as KCl deposited onto standard photocatalytic materials, such as titanium dioxide (TiO₂), can form Cl₂ gas as well as other chlorinated compounds (ClO, HOCl) under illumination.¹⁰² The amount of Cl₂ produced in that case depends on the light intensity, relative humidity and amount of salt on the photocatalyst. The role of these materials can have a major impact at least on the photolysis share of the deployment method proposed, with an anticipated reward in overall costs and energy consumption.

Before any field tests or deployment of the method proposed here, safety assessments, as well as full environmental impact assessments, are essential at all locations where it might be envisioned, acid rain being one of the possibly worst drawbacks in regions where soil alkalinity is reduced.

8. Concluding remarks

Reducing CO₂ and CH₄ emissions is an absolute priority; however, based on the current progress of methane reduction strategies, alternative mitigation and preventive measures as well as remediation methods need to be explored to achieve staying below the 2 °C global warming goal settled in the Paris Agreement. Consequently, both mitigation and remediation measures are necessary and should be implemented together with any emission cut-down strategies.

Even if anthropogenic emissions of CO₂ were drastically reduced, global warming will continue rising, causing an acceleration in the generation and release of methane from natural systems – those biogenic emissions indirectly related to man-made actions cannot be ignored. Large-scale methane remediation methods are particularly encouraged in this sense, preventing the impact of any potential methane burst or feed-back loop from melting permafrost as well as dealing with the



acceleration of biogenic methane release from wetlands, lakes, rice paddies, and hydroelectric reservoirs.

Chlorinated species – such as HCl, Cl₂, HOCl and atomic Cl, derived from sea brine and sea salt, sunlight and natural processes – represent a natural sink for *ca.* 1–4% of the tropospheric methane.^{28–30} Even if some authors¹⁰³ consider the contribution of Cl to the tropospheric removal of methane to be probably much lower than currently assumed, others consider the chlorine atmospheric chemistry into NaCl droplets as much more important.¹⁰⁴ Enhancing this natural sink using Cl₂ gas produced by the existing chlor-alkali industrial process at a market price could have a cost of about \$34 per tonne of CO₂-eq, allowing for the removal of *ca.* 20 Mt per years of methane. This method can be cost-competitive and complementary to DAC technologies.⁸⁵ Importantly, costs can be significantly lowered to less than \$10 per tonne CO₂-eq if efficient chlor-alkali plants were installed and dedicated to the removal of diffuse GHG directly from the air. Further economic and environmental benefits will come from installations using sustainable energy sources such as offshore windmills or solar PV farms. In addition, environmental co-benefits include the reduction of tropospheric O₃ with human health and agricultural co-benefits.¹⁰⁵ Simulations using an Earth System Model⁹² have shown a mean global surface O₃ reduction of 1.0 ± 0.2 ppb and a mean global surface temperature reduction of 0.21 ± 0.04 °C per gigaton of methane removed.

Data availability

Data for this article are from the literature as referenced in the paper. The data for Table 3 and Fig. 5 include chlorine production cost by commercial electrolysis and corresponding carbon footprints are available at <https://www.eurochlor.org/wp-content/uploads/2021/04/12-Electrolysis-production-costs.pdf>; <http://www.ccalc.org.uk/> and <https://ecoinvent.org/>, respectively.

Conflicts of interest

There are no conflicts to declare.

Acknowledgements

We are grateful to all reviewers for their constructive comments and suggestions for this manuscript revision. This research was supported by a CO2RE Pathfinders fund (2022) for QY and BX. RQC would like to thank MEFP (Beatriz Galindo Program) and ACIISI (ProID2021010047), Spain, for funding this work.

References

- 1 IPCC, Summary for Policymakers, in *Climate Change 2014: Mitigation of Climate Change. Contribution of Working Group III to the Fifth Assessment Report of the Intergovernmental Panel on Climate Change*, ed. Edenhofer, O., R. Pichs-Madruga, Y. Sokona, E. Farahani, S. Kadner, K. Seyboth, A. Adler, I. Baum, S. Brunner, P. Eickemeier, B. Kr iemann, J. Savolainen, S. Schlömer, C. von Stechow, T. Zwickel and J. C. Minx, Cambridge University Press, Cambridge, United Kingdom and New York, NY, USA, 2014, https://www.ipcc.ch/site/assets/uploads/2018/02/ipcc_wg3_ar5_summary-for-policymakers.pdf, Accessed 20- February 2022.
- 2 The NOAA, *Annual Greenhouse Gas Index (AGGI)*, <https://gml.noaa.gov/aggi/>, accessed 15 August 2024.
- 3 IPCC, *AR6 WG1, Climate Change 2021, The Physical Science Basis - Summary for Policymakers*, 2014, https://www.ipcc.ch/report/ar6/wg1/downloads/report/IPCC_AR6_WGI_SPM.pdf, accessed 11 August. 2021.
- 4 IPCC, *AR6 WG1 Climate Change 2021: The Physical Science Basis*, https://www.ipcc.ch/report/ar6/wg1/downloads/report/IPCC_AR6_WGI_Full_Report.pdf, accessed 4 May 2022. 2021.
- 5 N. McQueen, *et al.*, A review of direct air capture (DAC): scaling up commercial technologies and innovating for the future, *Prog. Energy*, 2021, **3**, 032001.
- 6 GMI, *Methane's Role in Global Warming*, 2021, <https://www.globalmethane.org/methane/index.aspx>, Accessed 20 February 2022.
- 7 NOAA. *Global Monitoring Laboratory - Eath System Research laboratories*, 2019, https://gml.noaa.gov/ccgg/trends_ch4/, accessed 20 December 2021.
- 8 IPCC, *Climate Change 2013*, in *The Physical Science Basis, Working Group I Contribution to the Fifth Assessment Report of the Intergovernmental Panel on Climate Change*, ed. Stocker, T. F., D. Qin, G.-K. Plattner, M. Tignor, S. K. Allen, J. Boschung, A. Nauels, Y. Xia, V. Bex and P. M. Midgley, Cambridge University Press, Cambridge, UK and New York, NY, USA, 2013, p. 1535, <https://www.ipcc.ch/report/ar5/wg1/>.
- 9 I. B. Ocko, *et al.*, Acting rapidly to deploy readily available methane mitigation measures by sector can immediately slow global warming, *Environ. Res. Lett.*, 2021, **16**(5), 054042.
- 10 M. Saunio, *et al.*, The global methane budget 2000–2017, *Earth Syst. Sci. Data*, 2020, **12**(3), 1561–1623.
- 11 R. Atkinson and J. and Arey, Atmospheric degradation of volatile organic compounds, *Chem. Rev.*, 2003, **103**(12), 4605–4638.
- 12 Y. Wang, *et al.*, Atmospheric Removal of Methane by enhancing the natural hydroxyl radical sink, *Greenhouse Gases:Sci. Technol.*, 2022, **12**(6), 784–795.
- 13 T. Ming, *et al.*, Perspectives on removal of atmospheric methane, *Adv. Appl. Energy*, 2022, 100085.
- 14 R. de Richter, *et al.*, Removal of non-CO₂ greenhouse gases by large-scale atmospheric solar photocatalysis, *Prog. Energy Combust. Sci.*, 2017, **60**, 68–96.
- 15 (a) R. J. Brenneis, *et al.*, Atmospheric and Low-Level Methane Abatement via an Earth-Abundant Catalyst, *ACS Environ. Au*, 2021, **2**(3), 223–231; (b) Y. Wang and W. Li, *et al.*, Removing low-concentration methane via thermocatalytic oxidation on CuO_x/zeolite, *Appl. Surf. Sci.*, 2025, **682**, 161691.
- 16 R. B. Jackson, *et al.*, Methane removal and atmospheric restoration, *Nat Sustainability*, 2019, **2**(6), 436–438.



- 17 Y. Wang, S. Xu, H. Zhang, Y. Wang, E. Wang, Z. He, *et al.*, Highly dispersed CuOx decorated ZnO photocatalyst for low-concentration methane removal, *J. Environ. Chem. Eng.*, 2024, **12**(6), 114954.
- 18 F. D. Oeste, *et al.*, Climate engineering by mimicking natural dust climate control: the iron salt aerosol method, *Earth Syst. Dynam.*, 2017, **8**(1), 1–54.
- 19 T. Ming, *et al.*, A nature-based negative emissions technology able to remove atmospheric methane and other greenhouse gases, *Atmos. Pollut. Res.*, 2021, **12**(5), 101035.
- 20 <https://www.konokogs.com/systems/resources/what-is-a-regenerative-thermal-oxidizer>. retrieved on 31 July 2024.
- 21 A. M. Tsopelakou, *et al.*, Exploring the bounds of methane catalysis in the context of atmospheric methane removal, *Environ. Res. Lett.*, 2024, **19**, 054020.
- 22 K. S. Lackner, Practical constraints on atmospheric methane removal, *Nat Sustainability*, 2020, **3**(5), 357.
- 23 X. Li, C. Wang and J. Tang, Methane transformation by photocatalysis, *Nat. Rev. Mater.*, 2022, 1–16.
- 24 X. Chen, Y. Li, X. Pan, *et al.*, Photocatalytic oxidation of methane over silver decorated zinc oxide nanocatalysts, *Nat. Commun.*, 2016, **7**, 12273, DOI: [10.1038/ncomms12273](https://doi.org/10.1038/ncomms12273).
- 25 H. Xiong and T. Ming, *et al.*, Experimental and kinetic studies on the photocatalysis of UV-vis light irradiation for low concentrations of the methane, *Appl. Energy*, 2024, **377**(part A), 124388.
- 26 D. R. Crosley, *et al.*, Gas-phase photolytic production of hydroxyl radicals in an ultraviolet purifier for air and surfaces, *J. Air Waste Manage. Assoc.*, 2017, **67**(2), 231–240.
- 27 T. Minamikawa, *et al.*, Quantitative evaluation of SARS-CoV-2 inactivation using a deep ultraviolet light-emitting diode, *Sci. Rep.*, 2021, **11**(1), 1–9.
- 28 Z. Peng, S. L. Miller-Jose and J. L. Jimenez, Evaluation of Secondary Chemistry due to Disinfection of Indoor Air with Germicidal Ultraviolet Lamps, *Environ. Sci. Technol. Lett.*, 2023, **10**(1), 6–13.
- 29 L. Pennacchio, M. K. Mikkelsen, M. Krogsbøll, M. van Herpen and M. S. Johnson, Physical and practical constraints on atmospheric methane removal technologies, *Environ. Res. Lett.*, 2024, **19**(10), 104058.
- 30 J. Wittmer and C. Zetzsch, Photochemical activation of chlorine by iron-oxide aerosol, *J. Atmos. Chem.*, 2017, **74**(2), 187–204.
- 31 J. Wittmer, *et al.*, Iron (III)-induced activation of chloride from artificial sea-salt aerosol, *Environ. Chem.*, 2015, **12**(4), 461–475.
- 32 M. K. Mikkelsen, J. B. Liisberg, M. M. van Herpen, K. V. Mikkelsen and M. S. Johnson, Photocatalytic chloride-to-chlorine conversion by ionic iron in aqueous aerosols: a combined experimental, quantum chemical, and chemical equilibrium model study, *Aerosol Res.*, 2024, **2**(1), 31–47.
- 33 C. Zetzsch, S. Bleicher and J. Wittmer, Smog Chamber Investigation on the Iron-Catalyzed Activation of Chloride from Seasalt for a Depletion of Tropospheric Methane, in *AGU Fall Meeting Abstracts*, 2013.
- 34 M. M. van Herpen, Q. Li, A. Saiz-Lopez, J. B. Liisberg, *et al.*, Photocatalytic chlorine atom production on mineral dust-sea spray aerosols over the North Atlantic, *Proc. Natl. Acad. Sci. U. S. A.*, 2023, **120**(31), e2303974120.
- 35 G. Chen, L. Xu, S. Yu, L. Xue, Z. Lin, *et al.*, Increasing Contribution of Chlorine Chemistry to Wintertime Ozone Formation Promoted by Enhanced Nitrogen Chemistry, *Environ. Sci. Technol.*, 2024, **58**(51), 22714–22721.
- 36 D. Meidan, Q. Li, C. A. Cuevas, S. C. Doney, *et al.*, Evaluating the potential of iron-based interventions in methane reduction and climate mitigation, *Environ. Res. Lett.*, 2024, **19**(5), 054023.
- 37 Q. Li, D. Meidan, P. Hess, *et al.*, Global environmental implications of atmospheric methane removal through chlorine-mediated chemistry-climate interactions, *Nat. Commun.*, 2023, **14**(1), 4045.
- 38 X. Wang, *et al.*, The role of chlorine in global tropospheric chemistry, *Atmos. Chem. Phys.*, 2019, **19**(6), 3981–4003.
- 39 R. Hossaini, *et al.*, A global model of tropospheric chlorine chemistry: Organic versus inorganic sources and impact on methane oxidation, *J. Geophys. Res.:Atmos.*, 2016, **121**(23), 14271–14297.
- 40 W. Allan, H. Struthers and D. Lowe, Methane carbon isotope effects caused by atomic chlorine in the marine boundary layer: Global model results compared with Southern Hemisphere measurements, *J. Geophys. Res.:Atmos.*, 2007, **112**, D04306.
- 41 M. Mendez, *et al.*, Reactivity of chlorine radical with submicron palmitic acid particles: kinetic measurements and product identification, *Atmos. Chem. Phys.*, 2013, **13**(23), 11661–11673.
- 42 M. Khalil, Reactive chlorine compounds in the atmosphere, in *Reactive Halogen Compounds in the Atmosphere*, 1999, pp. 45–79.
- 43 X. Peng, *et al.*, Unraveling the daytime source of molecular chlorine in the extra-polar atmosphere, *Earth Space Science Open Archive ESSOAr*, 2021.
- 44 G. McFiggans, *et al.*, Active chlorine release from marine aerosols: Roles for reactive iodine and nitrogen species, *J. Geophys. Res.:Atmos.*, 2002, **107**(D15), ACH10.
- 45 E. K. Frinak and J. P. Abbatt, Br₂ production from the heterogeneous reaction of gas-phase OH with aqueous salt solutions: Impacts of acidity, halide concentration, and organic surfactants, *J. Phys. Chem. A*, 2006, **110**(35), 10456–10464.
- 46 W. Behnke and C. Zetzsch, Heterogeneous photochemical formation of Cl atoms from NaCl aerosol, NO_x and ozone, *J. Aerosol Sci.*, 1990, **21**, S229–S232.
- 47 H. D. Osthoff, *et al.*, High levels of nitryl chloride in the polluted subtropical marine boundary layer, *Nat. Geosci.*, 2008, **1**(5), 324–328.
- 48 Y.-H. Chuang, *et al.*, Photolysis of Chlorine Dioxide under UVA Irradiation: Radical Formation, Application in Treating Micropollutants, Formation of Disinfection Byproducts, and Toxicity under Scenarios Relevant to Potable Reuse and Drinking Water, *Environ. Sci. Technol.*, 2022, **56**(4), 2593–2604.



- 49 C. Pan, *et al.*, Chlorine-activated diamond chemical vapor deposition, *J. Electrochem. Soc.*, 1994, **141**(11), 3246.
- 50 J. Ganske, H. Berko and B. Finlayson-Pitts, Absorption cross sections for gaseous ClNO₂ and Cl₂ at 298 K: Potential organic oxidant source in the marine troposphere, *J. Geophys. Res.:Atmos.*, 1992, **97**(D7), 7651–7656.
- 51 B. Finlayson-Pitts, Chlorine atoms as a potential tropospheric oxidant in the marine boundary layer, *Res. Chem. Intermed.*, 1993, **19**(3), 235–249.
- 52 Zeiss. *Education in Microscopy and Digital Imaging*, <https://zeiss-campus.magnet.fsu.edu/articles/lightsources/xenonarc.html>, accessed 25 May 2023.
- 53 BCE, Beijing China Education Au-light Technology Co., Ltd. (in Chinese), <http://www.bjaulight.com/ParentList-1047937.html>, Accessed on 25 May 2023.
- 54 Y. Lei, *et al.*, Reactivity of chlorine radicals (Cl[•] and Cl₂^{•−}) with dissolved organic matter and the formation of chlorinated byproducts, *Environ. Sci. Technol.*, 2020, **55**(1), 689–699.
- 55 Globaldata. *Chlorine Industry Capacity And Capital Expenditure Forecasts With Details Of All Active And Planned Plants, 2021-2026; Report Code: GDCH01224ICR*, 2022, <https://www.globaldata.com/>, accessed 12 November 2022.
- 56 T. Brinkmann, *et al.*, Best available techniques (BAT) reference document for the production of chlor-alkali. *Joint Research Centre, Institute for Prospective Technological Studies. Industrial Emissions Directive 2010/75/EU (integrated pollution prevention and control)*, Publications Office, 2014, <https://data.europa.eu/doi/10.2791/13138>, accessed 12 November 2022.
- 57 S. Lakshmanan and T. Murugesan, The chlor-alkali process: work in progress, *Clean Technol. Environ. Policy*, 2014, **16**(2), 225–234.
- 58 Eurochlor, *Mercury cell process*, <https://www.eurochlor.org/about-chlor-alkali/how-are-chlorine-and-caustic-soda-made/mercury-cell-process/>, accessed 20 February 2022.
- 59 I. Garcia-Herrero, *et al.*, Life Cycle Assessment model for the chlor-alkali process: A comprehensive review of resources and available technologies, *Sustain. Prod. Consum.*, 2017, **12**, 44–58.
- 60 A. Scott, *EU's chlorine makers end mercury-based production*, 2017, <https://cen.acs.org/articles/95/web/2017/12/EUS-chlorine-makers-end-mercury.html>, accessed 31 May 2022.
- 61 D. M. Kiefer, When the industry charged ahead. *Today's Chemist at Work*, 2002, vol. 11, 3, p. 9.
- 62 Eurochlor, *Diaphragm cell process*, 2007, <https://www.eurochlor.org/about-chlor-alkali/how-are-chlorine-and-caustic-soda-made/diaphragm-cell-process/>, accessed 20 February 2022.
- 63 Eurochlor. *Chlorine & caustic Soda Production*, 2021, <https://www.eurochlor.org/about-chlor-alkali/how-are-chlorine-and-caustic-soda-made/>, accessed 20 February 2022.
- 64 Eurochlor. *Membrane cell process*, 2007. <https://www.eurochlor.org/about-chlor-alkali/how-are-chlorine-and-caustic-soda-made/membrane-cell-process/>, accessed 20 February 2022.
- 65 Eurochlor. *The Electrolysis process and the real costs of production*. Eurochlor communication, 2018, <https://www.eurochlor.org/wp-content/uploads/2021/04/12-Electrolysis-production-costs.pdf>, accessed 20 February 2022.
- 66 EPA, *Basic Information about Landfill Gas*, <https://www.epa.gov/lmop/basic-information-about-landfill-gas>, accessed 18 June 2023.
- 67 EPA, *Ventilation Air Methane (VAM) Utilization Technologies*, 2019, https://www.epa.gov/sites/default/files/2019-11/documents/vam_technologies.pdf, Accessed 18 June 2023.
- 68 M. D. Eisaman, Pathways for marine carbon dioxide removal using electrochemical acid-base generation, *Front. Clim.*, 2024, **6**, 1349604.
- 69 W. C. Keene, *et al.*, The geochemical cycling of reactive chlorine through the marine troposphere, *Global Biogeochem. Cycles*, 1990, **4**(4), 407–430.
- 70 T. Graedel and W. Keene, Tropospheric budget of reactive chlorine, *Global Biogeochem. Cycles*, 1995, **9**(1), 47–77.
- 71 R. Griffin, *et al.*, *Final Report, Surface Measurements and One-Dimensional Modeling Related to Ozone Formation in the Suburban Dallas-Fort Worth Area AQR Project UTA10-000875-RICE-RP24-TO2*, 2011, <http://aqrp.ceer.utexas.edu/projectinfo/10-024/10-024FinalReport.pdf>, accessed 12 March 2022.
- 72 B. Appel, *et al.*, The measurement of atmospheric hydrochloric acid in Southern California, *Atmospheric Environment. Part A. General Topics*, 1991, **25**(2), 525–527.
- 73 R. M. Harrison and A. Allen, Measurements of atmospheric HNO₃, HCl and associated species on a small network in eastern England, *Atmospheric Environment. Part A. General Topics*, 1990, **24**(2), 369–376.
- 74 C. Faxon and D. Allen, Chlorine chemistry in urban atmospheres: a review, *Environ. Chem.*, 2013, **10**(3), 221–233.
- 75 Ambient Carbon, <https://ambientcarbon.com/>, accessed 18 June 2023.
- 76 T. Brinkmann, *et al.*, *Best Available Techniques (BAT) Reference Document for the Production of Chlor-alkali*, <https://publications.jrc.ec.europa.eu/repository/handle/JRC91156>, accessed 31 May 2022. 2014, Report. ISBN 978-92-79-40945-5.
- 77 Westlake, *Average Quarterly Industry Prices*, 2021, <https://www.westlake.com/industry-product-pricing>, accessed 12 March 2022.
- 78 Q. Yuan and B. Xiao, *CO2RE pathfinder project report (2023) methane removal and remediation using chlorine radicals sink*, <https://co2re.org/pathfinders-blog-chlorine-radicals-methane/>.
- 79 M. Krogsbøll, H. S. Russell and M. S. Johnson, A high efficiency gas phase photoreactor for eradication of methane from low-concentration sources, *Environ. Res. Lett.*, 2024, **19**(1), 014017.
- 80 W. J. Schmelz, G. Hochman and K. G. Miller, Total cost of carbon capture and storage implemented at a regional scale: northeastern and midwestern United States, *Interface Focus*, 2020, **10**(5), 20190065.



- 81 N. McQueen, *et al.*, Cost analysis of direct air capture and sequestration coupled to low-carbon thermal energy in the United States, *Environ. Sci. Technol.*, 2020, **54**(12), 7542–7551.
- 82 D. W. Keith, *et al.*, A process for capturing CO₂ from the atmosphere, *Joule*, 2018, **2**(8), 1573–1594.
- 83 CCaLC2, *Second generation of the carbon footprinting tool*, 2022, <http://www.ccalc.org.uk/>, accessed 12 January 2022.
- 84 Ecoinvent-database, *Life cycle inventory database*, <https://ecoinvent.org/>, accessed 12 January 2022.
- 85 IEA, *Is carbon capture too expensive?*, IEA, Paris, 2021, <https://www.iea.org/commentaries/is-carbon-capture-too-expensive>, accessed 20 February 2022.
- 86 S. Chatterjee and K.-W. Huang, Unrealistic energy and materials requirement for direct air capture in deep mitigation pathways, *Nat. Commun.*, 2020, **11**(1), 1–3.
- 87 G. Realmonte, *et al.*, An inter-model assessment of the role of direct air capture in deep mitigation pathways, *Nat. Commun.*, 2019, **10**(1), 1–12.
- 88 Mordor, *Chlor-alkali Market Size & Share Analysis - Growth Trends & Forecasts (2023–2028)*, <https://www.mordorintelligence.com/industry-reports/chlor-alkali-market>, 2023, accessed 18 June 2023.
- 89 E. Medina-Martos, *et al.*, Environmental and economic performance of carbon capture with sodium hydroxide, *J. CO₂ Util.*, 2022, **60**, 101991.
- 90 E. G. Nisbet and D. J. Piper, Giant submarine landslides, *Nature*, 1998, **392**(6674), 329–330.
- 91 C. Paull, W. Ussler and W. Holbrook, Assessing methane release from the colossal Storegga submarine landslide, *Geophys. Res. Lett.*, 2007, **34**(4), L04601.
- 92 S. Abernethy, *et al.*, Methane removal and the proportional reductions in surface temperature and ozone, *Philos. Trans. R. Soc., A*, 2021, **379**(2210), 20210104.
- 93 Q. Li, *et al.*, *Potential Effect of Halogens on Atmospheric Oxidation in China*. EGU General Assembly 4–8 May 2020, 2020.
- 94 Q. Li, *et al.*, Potential effect of halogens on atmospheric oxidation and air quality in china, *J. Geophys. Res.:Atmos.*, 2020, **125**(9), e2019JD032058.
- 95 Q. Li, *et al.*, Chemical interactions between ship-originated air pollutants and ocean-emitted halogens, *J. Geophys. Res.:Atmos.*, 2021, **126**(4), e2020JD034175.
- 96 T. Sherwen, *et al.*, Effects of halogens on European air-quality, *Faraday Discuss.*, 2017, **200**, 75–100.
- 97 M. Muñoz-Unamunzaga, *et al.*, The influence of ocean halogen and sulfur emissions in the air quality of a coastal megacity: The case of Los Angeles, *Sci. Total Environ.*, 2018, **610**, 1536–1545.
- 98 S. Abernethy, M. Kessler and R. Jackson, Assessing the potential benefits of methane oxidation technologies using a concentration-based framework, *Environ. Res. Lett.*, 2023, **18**, 094064.
- 99 E. M. Knipping and D. Dabdub, Modeling Cl₂ formation from aqueous NaCl particles: Evidence for interfacial reactions and importance of Cl₂ decomposition in alkaline solution, *J. Geophys. Res.:Atmos.*, 2002, **107**(D18), ACH8.
- 100 P. Nissenon, *et al.*, Rapid formation of molecular bromine from deliquesced NaBr aerosol in the presence of ozone and UV light, *Atmos. Environ.*, 2014, **89**, 491–506.
- 101 C. B. Faxon, *et al.*, Heterogeneous production of Cl₂ from particulate chloride: Effects of composition and relative humidity, *AIChE J.*, 2018, **64**(8), 3151–3158.
- 102 Y. Li, *et al.*, Photoinduced production of chlorine molecules from titanium dioxide surfaces containing chloride, *Environ. Sci. Technol. Lett.*, 2020, **7**(2), 70–75.
- 103 S. Gromov, C. A. Brenninkmeijer and P. Jöckel, A very limited role of tropospheric chlorine as a sink of the greenhouse gas methane, *Atmos. Chem. Phys.*, 2018, **18**(13), 9831–9843.
- 104 R. Zhang and C. K. Chan, Simultaneous formation of sulfate and nitrate via co-uptake of SO₂ and NO₂ by aqueous NaCl droplets: combined effect of nitrate photolysis and chlorine chemistry, *Atmos. Chem. Phys.*, 2023, **23**(11), 6113–6126.
- 105 UNEP, *Global Methane Assessment: Benefits and Costs of Mitigating Methane Emissions*, <https://www.unep.org/resources/report/global-methane-assessment-benefits-and-costs-mitigating-methane-emissions>, Accessed 22 June 2021. ISBN: 978-92-807-3854-4. 2021.

