



Cite this: *Soft Matter*, 2025, 21, 2607

Probing cage dynamics in concentrated hard-sphere suspensions and glasses with high frequency rheometry†

Thanasis Athanasiou,^{ab} Baicheng Mei,^c Kenneth S. Schweizer^{*cd} and George Petekidis^{ab}

The cage concept, a central microscopic mechanism for glassy dynamics, has been utilized in concentrated colloidal suspensions to describe a number of phenomena. Here, we probe the evolution of cage formation and shear elasticity with increasing volume fraction in hard sphere suspensions, with emphasis on the short-time dynamics. To this end, we utilize linear viscoelastic (LVE) measurements, by means of conventional rotational rheometers and a home-made HF piezo-rheometer, to probe the dynamic response over a broad range of volume fractions up to the very dense glassy regime in proximity to random close packing. We focus on the LVE spectra and times shorter than those corresponding to the dynamic shear modulus G' plateau, where the system approaches transient localization and cage confinement. At these short times (higher frequencies), a dynamic cage has not yet fully developed and particles are not (strictly) transiently localized. This corresponds to an effective solid-to-liquid transition in the LVE spectrum (dynamic moduli) marked by a high frequency (HF) crossover. On the other hand, as the volume fraction increases caging becomes tighter, particles become more localized, and the onset of the localization time scale becomes shorter. This onset of transient localization to shorter times shifts the HF crossover to higher values. Therefore, the study of the dependence of the HF crossover properties (frequency and moduli) on volume fractions provides direct insights concerning the onset of particle in-cage motion and allows direct comparison with current theoretical models. We compare the experimental data with predictions of a microscopic statistical mechanical theory where qualitative and quantitative agreements are found. Findings include the discovery of microscopic mechanisms for the crossover between the two exponential dependences of the onset of the localization time scale and the elastic shear modulus at high volume fractions as a consequence of emergent many body structural correlations and their consequences on dynamic constraints. Moreover, an analytic derivation of the relationship between the high frequency localized short-time scale and the elastic shear modulus is provided which offers new physical insights and explains why these two variables are experimentally observed to exhibit nearly-identical behaviors.

Received 1st December 2024,
Accepted 13th February 2025

DOI: 10.1039/d4sm01428f

rsc.li/soft-matter-journal

^a Institute of Electronic Structure & Laser, FORTH, Heraklion, 70013, Greece.

E-mail: georgp@iesl.forth.gr

^b Department of Materials Science and Engineering, University of Crete, Heraklion, 70013, Greece

^c Department of Material Science and Materials Research Laboratory, University of Illinois at Urbana-Champaign, Urbana, Illinois 61801, USA.
E-mail: bcmei@illinois.edu, kschweiz@illinois.edu

^d Department of Chemistry and Department of Chemical & Biomolecular Engineering, University of Illinois at Urbana-Champaign, Urbana, Illinois 61801, USA

† Electronic supplementary information (ESI) available. See DOI: <https://doi.org/10.1039/d4sm01428f>

1. Introduction

Brownian hard sphere colloidal suspensions are one of the simplest model soft matter systems with their structure and dynamics extensively studied.^{1–3} Nevertheless, although simple in terms of constituents and their interactions, these systems still pose challenges^{4,5} as they exhibit rich structural, thermodynamic and mechanical behaviors especially upon increasing the volume fraction towards their maximum value or a random close packing (RCP) state. In the concentrated regime, where particle surfaces approach to distances far less than their radii on average, many body interactions dominate, affecting microstructure, quiescent dynamics, and viscoelasticity. These many body correlations impose significant theoretical challenges.



The nature of the glass transition is still a debated topic with advances being made by comparing the physics of colloidal suspensions with molecular glass formers.^{6–10} While in theory, hard core interactions are defined by an infinite repulsion at contact and zero at larger distances, in a real system such as sterically stabilized polymethylmethacrylate (PMMA) spheres,¹¹ the repulsion pair potential cannot be infinitely steep¹² and the softness induced by the steric layer may affect the viscoelastic response at higher frequencies.¹³

In the colloidal regime, time scales are set by the elementary Brownian time $\tau_0 (=R^2/6D_0)$, where R is the particle radius, $D_0 = k_B T/6\pi\eta_s R$ is the Stokes–Einstein–Sutherland self-diffusion coefficient at infinite dilution, k_B is the Boltzmann constant, T is the absolute temperature, and η_s is the solvent viscosity. As the particle volume fraction increases from the dilute limit, particles start to interact *via* solvent-mediated hydrodynamic and excluded volume (entropic) interactions and hence the microscopic particle dynamics slow down. Eventually, at volume fractions around $\phi \approx 0.4$,¹⁴ the dynamics split into two distinct relaxation modes, one on a short length and hence a short time scale (often referred to as β -relaxation in the mode-coupling theory (MCT) framework) within the first neighbor distances and the other on a larger length and hence a longer time scale, the so-called α -relaxation, where particles diffuse beyond their first neighbor shell.^{15,16} At the onset of the thermodynamically metastable¹⁷ regime at $\phi \approx 0.49$, the two relaxation processes start to strongly separate in time.⁵ At the phenomenologically deduced glass transition volume fraction, typically cited to occur at $\phi \approx 0.58$ and determined based on the (arbitrary) practical longest time scale of a measurement or extrapolated fits of an “ideal” MCT critical power law, the inverse long-time diffusion constant and the related zero-shear viscosity exhibit a sharp increase. Taking the cage model as a reference¹⁵ the two relaxation modes have different origins: the β -relaxation is linked to in-cage rattling^{18,19} and the structural α -relaxation is linked to thermally activated hopping or cage escape. This mobility reduction is also reflected in the mean squared displacement (MSD), $\langle \Delta r^2(t) \rangle = \langle |r(t) - r(0)|^2 \rangle$, where $r(t)$ denotes the particle position at time t and the bracket represents an ensemble average over all particle trajectories under consideration. At higher volume fractions ($\phi > 0.58$) and intermediate time scales (between α and β -relaxation), single particle motion becomes even more strongly coupled to the structure and dynamics of neighboring particles, and its subdiffusive character on intermediate time and length scales becomes more prominent. This is the regime where the localization plateau emerges, thereby separating the dynamics into long-time and short-time regimes with their diffusion coefficients D_L and D_S ^{20–23} corresponding to the α -relaxation and β -relaxation, respectively. Interestingly, the term β -relaxation was originally used in molecular glass formers to describe the relaxation modes that are extrinsic to the nature of glass transition.²⁴ It is noted that the β -relaxation can refer to different microscopic dynamical processes in thermal molecular glasses and hard sphere colloidal glasses; however, in both cases they reflect the more short-time and local motions in

each system, but at different values of absolute length- and time-scales. In the colloidal field – hence in this work – it refers to the particle in-cage motion.

A similar behavior is exhibited in linear viscoelastic (LVE) spectra where dynamic moduli at low- and high-frequencies (long- and short-times, respectively) are separated by the caging plateau which thereby defines the intermediate time dynamically relaxed elastic shear modulus G' , as has been shown in previous studies.^{25–27} When the probing frequency is decreased sufficiently (at frequencies often inaccessible to commercial rheometers), the suspension exhibits a liquid-like behavior marked by the low-frequency (LF) G' , G'' crossover with a time scale, $1/\omega_{c-LF}$. A similar phenomenology, but for a completely different reason, is exhibited at elevated frequencies. During such short-time observations the system behaves in a liquid like manner as the measured LVE corresponds to the particle in-cage diffusivity. This is reflected in the rheological response which exhibits a second solid-to-liquid transition and a relevant high frequency (HF) G' , G'' crossover at a frequency, $\omega_{c-HF} > 1/\tau_0 \gg \omega_{c-LF}$.

A significant amount of work in the literature has focused on the long-time α -relaxation process and the caging plateau which is the manifestation of the kinetic glass transition and the transiently localized state, respectively. The α -relaxation has been the epicenter of a debate concerning whether the literally frozen dynamics predicted by MCT²⁸ is true or whether the cage has a finite lifetime due to the presence of ergodicity-restoring thermally activated hopping processes⁵ as predicted by other theories.²⁹ The latter is generally acknowledged to be the case based on dynamic scattering experiments^{30,31} and direct trajectory observations.^{32,33} To the best of our knowledge, no systematic study has quantitatively linked the rheological signature of colloidal glasses at high frequencies with the theoretical description of short-time relaxation. Hence, its connection with an elastic shear modulus remains elusive.

In this work, we focus on microscopic times and in particular a measure of the time scale for the onset of transient localization, τ_{loc} , and its relationship with $1/\omega_{c-HF}$ obtained from macroscopic rheology. In the case of monodisperse spheres, the LF crossover can be modeled using a single element Maxwell fluid where the relevant time scale is defined by the moduli crossover frequency. This Maxwell relaxation is linked to the long-time diffusion coefficient.³⁴ However, this is not the case for the HF crossover where its prediction is more challenging.³⁵ The HF crossover clearly sets a time scale, $\tau_{c-HF} = 1/\omega_{c-HF}$, and a corresponding modulus, $G_{c-HF} = G'(\omega_{c-HF}) = G''(\omega_{c-HF})$, that marks the practical solid to liquid crossover transition and should reflect the characteristic dynamics within a cage length-scale. We explore the behavior of the HF crossover by performing intermediate and high frequency small amplitude oscillatory shear experiments in a HS colloidal suspension where the volume fraction is systematically increased.

There are many direct³⁶ and indirect^{37,38} methods to obtain high frequency LVE data, with their own merits and limitations. High frequency oscillatory shear is not possible with most commercial rheometers which are limited to frequencies up to around 200 rad s^{−1}. We utilize high frequency rheometry by



Soft Matter, 2025, **21**, 2607–2622 | 2609

principle be measured by optical microscopy or dynamic light scattering (DLS), when the latter probes, under certain contrast conditions, the self-intermediate scattering function and therefore particle self-diffusion. In this sense, hydrodynamic effects present in quiescent colloidal systems affect the dynamics probed both in LVE and DLS in the same way. On the other hand, under non-linear shear (not utilized here), hydrodynamic interactions would strongly affect the microstructure and microscopic dynamics.

3. Nonlinear Langevin equation theory

Within the dynamical, “ideal” MCT, a glass transition picture for hard sphere colloidal glass formers, the long-time diffusivity, $D_L(\phi)$, approaches zero experimentally at $\phi_g \sim 0.58$ for monodisperse spheres. This is typically only inferred *via* an extrapolation from experimental and simulation data by fitting to a presumed functional form, *e.g.*, the critical inverse power law of MCT. On the other hand, a finite slow α -relaxation has been detected at higher volume fractions of slightly polydisperse particles where it is argued the α time crosses over to an activated form.^{30,45} In contrast to this “ideal” MCT glass transition picture, the nonlinear Langevin equation (NLE) theory predicts a non-zero D_L of up to ϕ_{RCP} . This is due to the thermally activated hopping of particles over an entropic barrier (computed microscopically) that always restores ergodicity *via* cage escape, in principle, at long enough times.⁴⁶ This is qualitatively consistent with experimental observations⁴³ for the out-of-cage diffusion which is predicted to freeze only at RCP, avoiding MCT singularities which have been estimated by various methods to lie in the interval of $0.64 \gg \phi > 0.515$. The precise value of the latter number depends on the structural input to MCT and the statistical mechanical level of a MCT-like analysis⁴⁷ employed, but is always below RCP. The short-time diffusivity, $D_s(\phi)$, remains finite and measurable even upon approaching

$\phi_{RCP} \sim 0.64$ for monodisperse spheres due to local in-cage particle diffusion since some internal free volume is still available.

Within the NLE theory, the entropic barrier emerges from the prediction of a spatially resolved effective dynamic free energy, $F_{\text{dyn}}(r)$, where r is the scalar particle displacement from its initial position, and the negative gradient of the dynamic free energy defines an effective force on a particle due to all surrounding particles. It is calculated based solely on the equilibrium structural input *via* the radial distribution or pair correlation function, $g(r)$, or its Fourier analogue, the static structure factor $S(q)$,^{40,41} and is given as follows:

$$\beta F_{\text{dyn}}(r) = -3 \ln\left(\frac{r}{d}\right) - \frac{1}{(2\pi)^3} \int d\mathbf{q} \frac{\rho C^2(q) S(q)}{1 + S^{-1}(q)} e^{-q^2 r^2} [1 + S^{-1}(q)] / 6 \quad (5)$$

where d is the particle diameter, $\beta = 1/k_B T$ is the inverse thermal energy, $C(q)$ is the Fourier transform of the direct correlation function $C(r)$, $S(q) = (1 - \rho C(q))^{-1}$, and ρ is the particle number density. An example of the dynamic free energy for $\phi = 0.58$ is shown in Fig. 2(a). It consists of an ideal entropy-like term, which favors the “delocalized” Fickian diffusion liquid state (per the $-3 \ln(r/d)$ term in eqn (5)), and smooth decaying, negative contribution, finite at $r = 0$ (the second term in eqn (5)) due to interparticle interactions and correlations which favors particle localization. The minimum of the dynamic free energy defines a simple measure of the transient localization length r_{loc} in the cage. The combination of the two contributions in eqn (5) leads to an entropic (for hard spheres) activation barrier in dimensionless units, βF_B (see Fig. 2(a)), beyond a volume fraction of ~ 0.43 that must be surmounted *via* thermally driven hopping to achieve out of-cage motion and ultimately structural relaxation and long distance Fickian diffusion. However, the barrier is only of order of $k_B T$ or less until the volume fraction approaches the onset of the thermodynamically metastable regime at $\phi \sim 0.49$, and hence activated

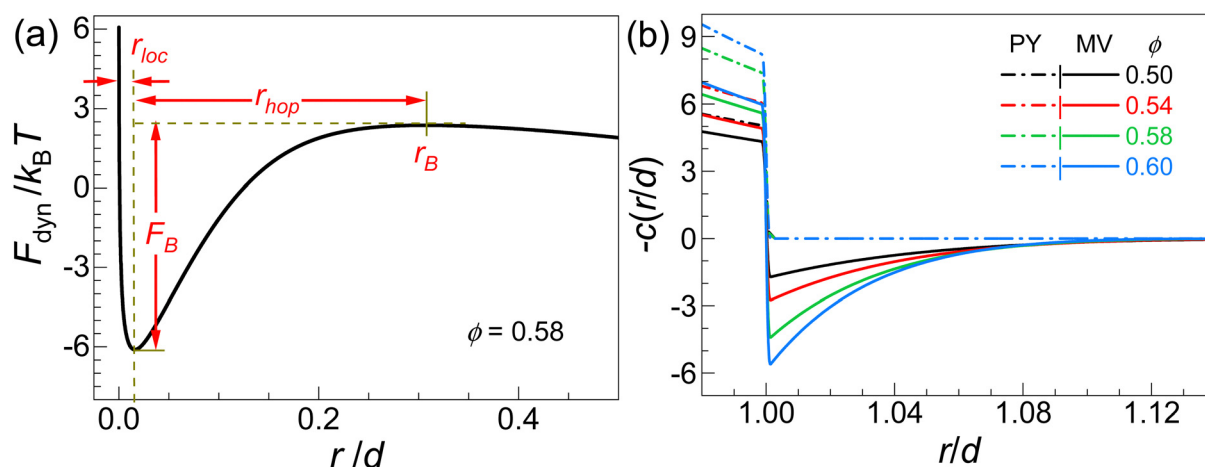


Fig. 2 (a) Dynamic free energy in units of the thermal energy at $\phi = 0.58$. Localization and hopping jump lengths related to in- and out-of-cage motion, respectively, are indicated, and F_B is the entropic barrier. (b) Value of the direct correlation function with a reversed sign for different volume fractions based on PY (dash-dotted) and MV (solid) closures in the near contact region. It represents an effective or renormalized interparticle interaction pair potential in units of the thermal energy.



dynamics emerge only sufficiently deep in the metastable regime where the barrier is significantly higher than $k_B T$.

The required structural input ($S(q)$ and $c(q)$) for hard sphere fluids in eqn (5) can be calculated from the Ornstein–Zernike (OZ) integral equation:⁴⁸

$$h(r) = c(r) + \rho \int c(|\mathbf{r} - \mathbf{r}'|) h(\mathbf{r}') d\mathbf{r}' \quad (6)$$

where $h(r) \equiv g(r) - 1$, and an approximate closure relationship is needed. The classic Percus–Yevick (PY) is a good approximation in the normal fluid regime, but not nearly as accurate in the metastable regime of present interest since it sets $c(r)$ to zero outside the hard core and misses important many body effects.⁴⁸ Recent combined theory and simulation work, for the metastable regime, has shown that the modified Verlet (MV)^{49,50} closure is remarkably accurate up to very high volume fractions of ~ 0.585 .⁵¹ Physically, the key is that the direct correlation function has a short-range attractive tail outside the core that grows in amplitude as volume fraction increases (see Fig. 2(b)). This effective many body attraction strongly modifies $g(r)$ and $S(q)$, the key input to the dynamical free energy construction in NLE theory.

The OZ-MV theory for monodisperse hard sphere fluids predicts a structural and thermodynamic crossover at ϕ_s of ~ 0.60 associated with new types of many body effects.⁵² The distinctive changes of all equilibrium properties are in good accord with simulations and experiments.⁵² As true of all approximate integral equation theories, the location of RCP is not captured correctly and is typically (well) beyond 0.644. For the OZ-MV theory, it is found at $\phi_{\text{RCP}} \sim 0.77$. Though far beyond the correct value of 0.644, it is much closer to the correct value than well studied integral equation theories such as OZ-PY, or popular empirical representations such as the Carnahan–Starling model, which both locate the incompressible RCP state at $\phi = 1$. Moreover, it has been argued that the new physics emerges in the deeply metastable state (*e.g.* $\phi > 0.60$) but well below the RCP volume fraction is not affected to leading order by the too large value predicted for ϕ_{RCP} .⁵²

Given the dynamic free-energy from eqn (5), the mean time required for a tagged particle to displace “downhill” from its initial position to the minimum (localized state) in the overdamped limit (no inertia) can be computed by using Kramers mean first passage time theory^{53,54} as

$$\frac{\tau_{\text{loc}}}{\tau_0} = \frac{2g(d)}{d^2} \int_0^{\tau_{\text{loc}}} d\tau e^{F_{\text{dyn}}(\tau)/k_B T} \int_0^{\tau} d\tau' e^{-F_{\text{dyn}}(\tau')/k_B T} \quad (7)$$

where $g(d)$ is the value of the radial distribution function at contact ($d = 2R$) and it enters *via* quantification of the short time dissipative friction relevant to hard sphere colloidal suspensions.^{40,55} Eqn (7) ignores collective elastic contributions to the barrier of the ECNLE theory^{56,57} which have been shown to be critical for the deeply metastable regime α -time which is associated with the relatively large particle displacement characteristic of barrier crossing. However, this long-time contribution is not important for the present analysis of the dynamic elastic shear modulus and localization length on

short-time and -length scales. The dynamically relaxed elastic shear modulus plateau associated with the transiently localized state can then be calculated theoretically by projecting stresses onto collective density fluctuations in the usual way, and within the single particle dynamical framework of naïve MCT (NMCT)⁵⁸ one has:

$$G' = \frac{k_B T}{60\pi^2} \int_0^\infty dq \left[q^2 \frac{d}{dq} \ln(S(q)) \right]^2 \exp \left[\frac{-q^2 r_{\text{loc}}^2}{3S(q)} \right]. \quad (8)$$

We note that the mean-time scales for particle displacement to longer distances can be similarly computed. For example, though not our focus here, for the barrier crossing event identified as the elementary step of the long-time α -relaxation, the time scale follows from Kramers theory by changing the upper limit of the integration range from r_{loc} to the barrier location r_B as shown in Fig. 2(a), and including the collective elastic barrier contribution.^{56,57}

4. Materials and experimental methods

Sterically stabilized nearly hard-sphere PMMA particles with a hydrodynamic radius R_h of 264 nm dispersed in squalene (Sigma Aldrich, Germany) were utilized as the primary sample. Steric stabilization is realized by chemically grafted poly-hydro-stearic acid chains (≈ 10 nm). Squalene was chosen as a solvent for its high boiling point and its refractive index proximity to PMMA in order to prevent evaporation and minimize any remaining van der Waals attractions, respectively. Its relatively high viscosity enhances torque signals but most importantly slows down the in-cage dynamics allowing the high frequency crossover to be accessible to conventional rotational rheometers such as MCR501, MCR702 (Anton-Paar, Austria) and ARES (TA Instruments, USA), and our in-lab developed high frequency piezorheometer (PZR). MCR702 was fitted with cone-plate geometry and utilized in a separated motor transducer mode to minimize the tool and sample inertia effects.³⁹ The solvent shear viscosity was measured with a DMA 4100 M viscometer (Anton Paar, Austria) and found to be $\eta_s = 13.32$ mPa s at $T = 23$ °C. The particle hydrodynamic radius was confirmed by dynamic light scattering measurements in the dilute regime.

The size polydispersity (standard deviation over the mean) of our samples is around 10% which suppresses crystallization. Different volume fractions were prepared from a single random close packing (RCP) batch, created by centrifugation. Starting from RCP, which was taken to be $\phi_{\text{RCP}} \approx 0.67$ (for a 10% polydisperse particles),⁵⁹ the sample was successively diluted from about 0.64 to 0.45, with a total of 38 discrete samples progressively prepared, ensuring an accurate determination of the volume fraction among each other and relative to the initial RCP sample. More recent work⁶⁰ suggest that the RCP volume fraction for 10% polydisperse hard spheres is in the range of 0.638–0.658 depending on the compression rate (or the centrifugation speed in our experimental protocol), *i.e.* clearly lower than that estimated by Schaertl *et al.*⁵⁹ which we use in this study, for consistency with our previous work.²⁵



Aging at these systems is weak and affects mainly G'' at the lower frequency-end as short time in-cage dynamics are essentially age-independent;^{39,61,62} hence, the system is considered within the experimental time scales as time invariant. Particle swelling can induce significant uncertainties and therefore the stock sample was left at rest for two months after solvent exchange and then centrifuged to RCP. After solvent addition, the vial was placed on a rolling mixer for sufficiently long period depending on the concentration. Once the particle dispersion was completed, followed by a rest time of 12 hours, the sample was loaded on the rheometer. A reduction of the rest time was required for the less concentrated samples ($\phi < 0.58$) to prevent sedimentation. All measurements were completed within 2 hours upon loading with no shear induced rejuvenation, *i.e.* no steady or oscillatory pre-shear.

To accurately determine the HF moduli crossover small amplitude oscillatory shear measurements were performed with 20 points per decade in the frequency regime of interest. Each dynamic frequency sweep measurement was performed at an optimum strain amplitude (ranging from 2% to 0.8%) in order to achieve significant torque signals and keep perturbation below the linear limit determined by dynamic strain sweeps. A weak evolution of the moduli was observed in very dense samples ($\phi > 0.6$) within the first 30 minutes. At longer times, the LVE spectra and particularly the HF crossover were found to be time independent. Plate-plate 25 mm geometry was utilized in the very dense samples to overcome difficulties related to loading a stiff sample. Less concentrated samples were measured with cone-plate 50 mm geometry in the ARES rheometer.

5. Results and discussion

Dynamic frequency sweeps were utilized to capture the LVE spectrum of these hard sphere suspensions as the volume fraction is systematically decreased. The angular frequency and the modulus of the HF crossover were the parameters of specific interest. Hence, the conventional MCR702 or ARES data were complemented by measurements in the PZR when needed, *i.e.*, at very concentrated samples where the HF crossover is detected at higher frequencies, beyond the range of conventional rheometers.

The LVE spectra of three samples (out of the total 38 measured) are shown in Fig. 3. The most concentrated sample with $\phi = 0.64$ exhibits the HF crossover at 586 rad s^{-1} while at lower frequencies the caging plateau emerges. As ϕ is decreased to 0.617, still in the nonequilibrium glassy regime, $\omega_{\text{c-HF}}$ decreases and falls within the frequency range of the MCR702 instrument. This frequency decrease of the HF crossover reflects the cage enlargement and the less frequent exploration of cage boundaries exhibited by the particles as their concentration is reduced. The caging plateau is shifted to even lower frequencies with no indication of a LF crossover at the lower frequencies reached, (0.1 rad s^{-1}). In contrast, at $\phi = 0.545$, the LF crossover becomes faster and the HF crossover becomes

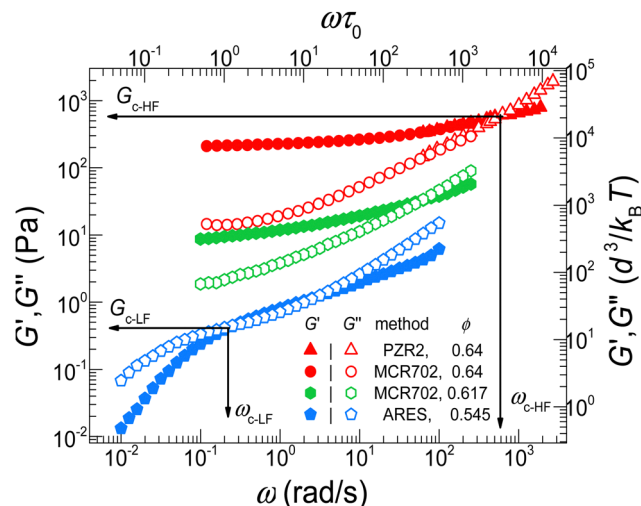


Fig. 3 Dynamic frequency sweeps of concentrated ($\phi = 0.64, 0.617$ and 0.545) hard spheres ($R_h = 264 \text{ nm}$) dispersed in squalene at $T = 23^\circ\text{C}$. Measurements were performed using various commercial rotational rheometers such as MCR 702, ARES, and our in-lab developed PZR as indicated. Vertical and horizontal arrows point to the dynamic moduli crossover frequency, ω_c , and modulus (magnitude), G_c , respectively.

slower; hence, both are now accessible with our conventional rotational rheometers. In this low volume fraction but still in the metastable regime, the cage becomes larger and weaker as the entropic barrier height decreases resulting in more frequent out-of-cage hopping events.

5.1. Short-time dynamics: theory and experiment

Kramers theory is used to predict the mean first passage time for a particle to displace “downhill” on the dynamic free energy from $r = 0$ to r_{loc} (see Fig. 2(a) and eqn (7)) and thereby reach its transiently localized state⁴⁰ and become “caged”, thereby defining the localization time, τ_{loc} . The theoretical predictions can be compared with the experimental time (or frequency) of the HF crossover obtained from LVE measurements. This comparison is shown in Fig. 4 where the behavior of $\omega_{\text{c-HF}}$ for the entire ϕ range probed (panel (a)) and the NLE theory predictions for $\omega_{\text{loc}} = 1/\tau_{\text{loc}}$ from eqn (7) (panel(b)) are depicted. Interestingly, our experimental results reveal two exponential regimes with a much stronger exponential increase at ultra-high volume fractions. In particular, the experimental data for $\phi > 0.60$ show an exponential increase as $\omega_{\text{c-HF}} \sim \exp(61\phi)$, while for lower volume fractions (still high in an absolute sense), the slope is a factor of 2 smaller, per $\omega_{\text{c-HF}} \sim \exp(31\phi)$. Data enclosed in the dashed rectangle, corresponding to the even lower volume fraction regime ($0.53 < \phi < 0.55$), depart from $\exp(31\phi)$ behavior and will be discussed later.

The NLE theory predictions for monodisperse hard sphere fluids in Fig. 4(b) for the localization time τ_{loc} are expressed in units of the elementary bare time scale, which, as discussed above, for a colloidal suspension is $\tau_0 = R^2/D_0$ where D_0 is the dilute suspension Stokes–Einstein diffusion constant. Results are plotted as the dimensionless $\omega_{\text{loc}} = 1/\tau_{\text{loc}}$, and are in good semi-quantitative accord with the experimental data. In particular, the two exponential behaviors are predicted, and the ratio



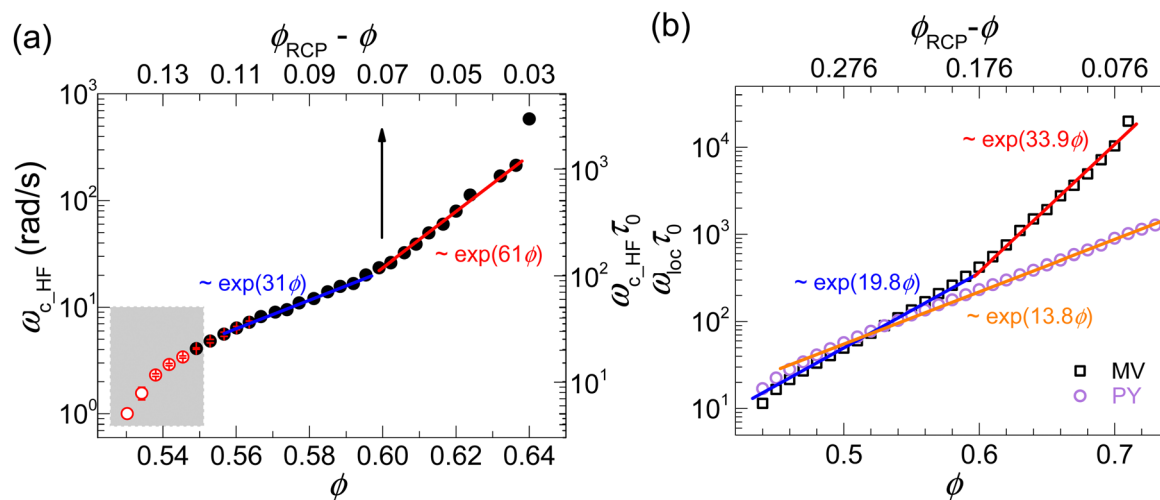


Fig. 4 Volume fraction dependence of (a) the HF crossover frequency obtained from small amplitude oscillatory shear experiments scaled by the bare Brownian time ($\tau_0 = R^2/6D_0$) (right axis) and unscaled (left axis) and (b) the dimensionless localization frequency (τ_0/τ_{loc}) related to the in-cage dynamics calculated from the NLE theory (eqn (7)) with MV closure approximation (open squares) and PY closure (open circles), where the y-axis (ω) is also normalized by $1/\tau_0$. The lines in both (a) and (b) indicate the different slopes as denoted. The vertical arrow in (a) indicates the experimental distance from RCP for the critical volume fraction for the change of slopes. Data points in (a) shown in open red symbols (shaded area) are discussed below in Fig. 8. The top horizontal scale in panel (b) indicates the distance in the volume fraction from the OZ-MV theory predicted RCP volume fraction.

of the exponential slope parameters is comparable to that of the experimental data (a factor of ~ 2), albeit smaller in an absolute magnitude sense. Moreover, the absolute value of ϕ at the cross-over between the 2 exponential regimes is nearly the same for theory and experiments, occurring at a value of $\phi \sim 0.6$. Notably, this change of slope only appears when the structural input to NLE theory is from OZ-MV theory, as indicated by the black squares in Fig. 4(b). Moreover, the exponential growth laws have a theoretical basis in OZ-MV theory which predicts multiple structural metrics (including the density correlation length objectively deduced from $h(r) = g(r) - 1$) to grow exponentially in the metastable regime.⁶³ On the other hand, the dynamical predictions that use OZ-PY theory structural input in Fig. 4(b) (purple circles) exhibit a single exponential regime, a direct reflection of the absence of the new emergent many-body attraction in the direct correlation function in OZ-PY theory.⁵² Thus, the crossover of the two exponential regimes observed in experiments is attributed to the importance of the new structural many-body effects on the dynamic caging process that leads to particle localization in the highly dense metastable or so-called deep glass state.

The theoretically predicted $G_{c, HF}$ corresponds to the value of the elastic shear modulus in the localized state and is computed using eqn (8). This is effectively a MCT calculation albeit within the simpler single particle based “naïve” version.⁵² The theoretical dynamic shear modulus also exhibits two regimes with a change in slope at $\phi_s = 0.6$, consistent with the experimental findings, as shown in Fig. 5. This qualitative behavior has been observed in earlier work²⁵ and attributed to a rheological signature of the glass transition that was shifted to a higher volume fraction (compared to the nominal at $\phi \approx 0.58$) due to particle polydispersity. The present theory clearly predicts the same behavior for monodisperse spheres if the effective many body attractions in $c(r)$ contained in the MV

closure are included. Therefore, the two exponential regimes in $G_{c, HF}(\phi)$ and $\omega_{c, HF}(\phi)$ observed experimentally are again a consequence of the importance of many-body effects in local packing structural correlations and elastic stress storage which is strongly coupled to slow density fluctuations. This implies that these many body interactions, although not negligible at ϕ smaller but close to 0.6 (see Fig. 2(b)), become very important at higher volume fractions and dominate at $\phi > 0.6$ (see Fig. S1, ESI†).

If the experimental and theoretical results in Fig. 4 and 5 are compared quantitatively, then one should note that the shear modulus results of the latter have been extended to higher volume fractions (up to about 0.72). This high value (for all integral equation theories) is still well below the RCP volume fractions predicted by the OZ-MV theory as discussed above and in depth in ref. 52. We do not believe that this caveat affects the model predictions at lower volume fractions, as has also been discussed in ref. 49. Nevertheless, both the experimental and theoretical data plotted as a function of the distance to their corresponding RCP volume fractions are presented in Fig. 4 and 5, even though we do not expect that this distance is the controlling factor that determines the new physics for Brownian colloids. Indeed, we emphasize that the second exponential regime in G' (as well as in the high cross over frequency) emerges from the theory well below the theoretical RCP. For the experiments, we note that although the absolute volume fraction values depend on the value of ϕ_{rep} used, the relative distance to rcp, $\phi_{rep} - \phi_s$, is not affected. Moreover, direct comparison of theory results for a monodisperse hard sphere model with the polydisperse colloid experimental system inevitably involves some (modest) quantitative uncertainty. It is to within these caveats that all quantitative comparisons of theory and experiments at a fixed common value of the absolute volume fraction should be viewed.



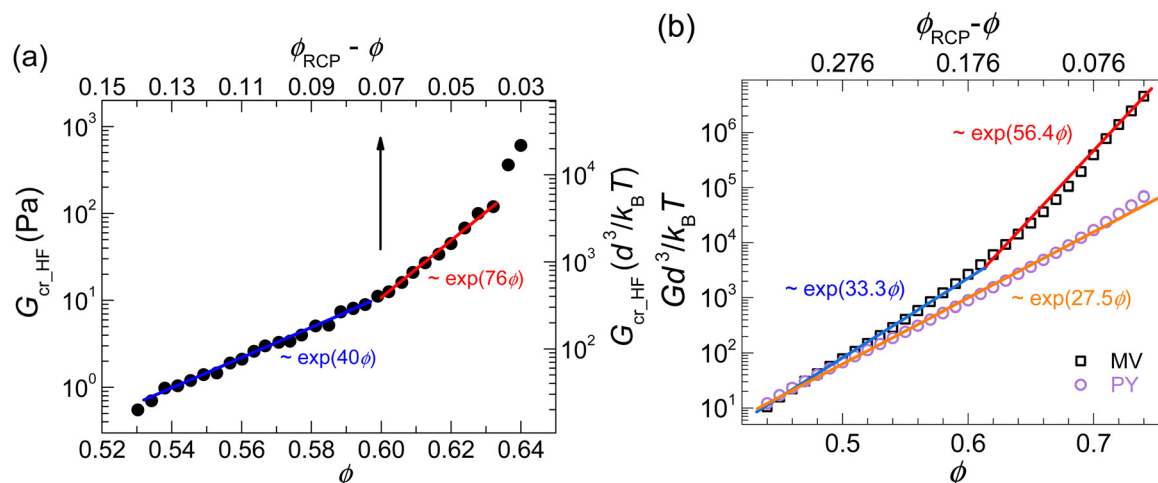


Fig. 5 Volume fraction dependence of (a) the HF crossover modulus obtained from experiments with hard spheres, $R_h = 264$ nm, dispersed in squalene at $T = 23$ °C and (b) the normalized elastic shear modulus calculated theoretically from eqn (8) with MV closure approximation (open squares) and PY closure (open circles), where the y-axis is normalized over thermal energy per volume to allow comparison with theory. The lines indicate the different slopes as shown in Fig. 4. The vertical arrow in (a) indicates the experimental distance from RCP at the critical volume fraction where data exhibit a change of the power law slope. The top horizontal scale in panel (b) indicates the distance in the volume fraction from the OZ-MV theory predicted RCP volume fraction.

Overall, we believe that our findings above contribute to a deeper understanding of the nature and origin of the dynamical cage concept as it relates to the correlated pair structure. One can identify a characteristic crossover volume fraction of $\phi \sim 0.6$ in various dynamic properties (Fig. 4 and 5) as ϕ_s defined above based purely on a qualitative change of the structure and thermodynamics in the deeply metastable regime, which signals when a new type of many body effects become dominant. This deduction relates to simulation findings that indicate, irrespective of the existence or not of an MCT-like glass transition volume fraction, the emergence of a distinct type of dynamic and structural response in a high volume fraction regime approaching RCP but well below it ref. 52 and 64–66. On the experimental side, this volume fraction regime is identified with a type of nonequilibrium glassy state as defined in a practical sense where (i) crystallization (if particles are monodisperse) is practically suppressed, (ii) the α relaxation is long enough (though presumably not infinite) that is practically out of the experimental window (see extrapolation shown in Fig. S2, ESI†), and (iii) a solid like response is observed at all practical time scales. In colloidal suspensions, this volume fraction (usually denoted as ϕ_g) is typically estimated to be ~ 0.58 – 0.6 , with the exact value depending on the particle polydispersity, compression rate, and/or other experimental or simulation conditions.

Returning to the primary issue of the relatively short time and length scale dynamics, an important question is whether there is any intuitive theoretical understanding of why ω_{loc} behaves so similarly to the dynamic shear modulus G in Fig. 5, a trend observed in our experiments. In order to provide an answer, we explore different technical simplifications of the NLE theory since we do not directly theoretically analyze the frequency-dependent moduli. First, we note that the theoretical result for $\omega_{\text{loc}}\tau_0$ in Fig. 4(b) was numerically calculated based on

eqn (7) with a specific input from the dynamic free energy of eqn (5), an approach we call Method-I. As discussed above in the theoretical background section, $F_{\text{dyn}}(r)$ contains two contributions, one favoring delocalization and one favoring localization, and both are included in Method-I. Regarding the short-time and -length scales associated with particle displacements that reach the localized caging state, activated barrier crossing processes are entirely irrelevant, suggesting that the first contribution might dominate to leading order. One can thus simplify the dynamic free energy to $\beta F_{\text{dyn}} \cong -3 \ln\left(\frac{r}{d}\right)$. Substituting this in eqn (7), and employing the correctly computed value of r_{loc} from the full theory, one can obtain a different estimate of $\omega_{\text{loc}}\tau_0$, an approach we call Method-II. A third approach follows from noting that the dynamic free energy near its minimum is, by definition, parabolic, per an Einstein amorphous solid. This suggests considering the harmonic approximation $\beta F_{\text{dyn}} = \frac{K_0}{2}(r - r_{\text{loc}})^2$ where the spring constant K_0 is the curvature at the localization length scale r_{loc} predicted by the full NLE theory, an approach we call Method-III.

To test the robustness of our theoretical analyses, the results of these three different approximate methods are compared in Fig. 6. We found that Methods II and III deliver very similar results as that shown in Fig. 4(b): two exponential regimes with the crossover at nearly the same volume fraction. Moreover, all slopes in the same ϕ range are nearly identical for all three Methods. This agreement provides support for the idea that, although the theory does not explicitly analyze the frequency dependent shear modulus, the extraction of related information from the dynamic free energy reports information physically akin to the experimental ω_{loc} , a conclusion in accord with our *a priori* physical expectations.

To test the level of quantitative agreement between the functional form of the predicted results based on the different



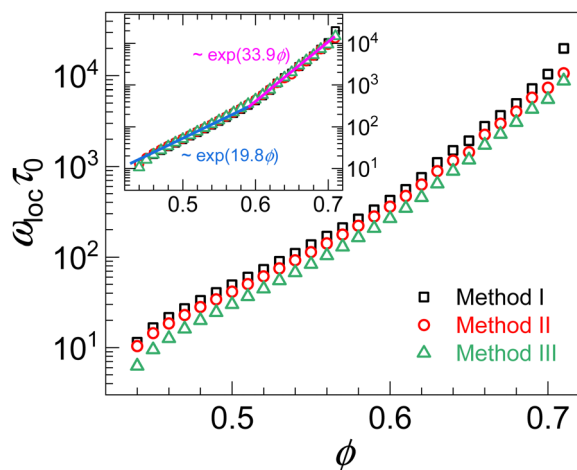


Fig. 6 Volume fraction dependence of the dimensionless localization frequency, $\omega_{\text{loc}}\tau_0 \equiv \tau_0/\tau_{\text{loc}}$, based on the 3 theoretical methods I, II and III described in the text. (inset) Same display as in the main frame but with red and green data vertically shifts up by multipliers of 1.25 and 1.7, respectively.

methods, the results of Methods II and III are vertically shifted to align them with the predictions based on Method I. Encouragingly, the inset of Fig. 6 shows that a well-collapsed master curve is obtained. Thus, the short time or high frequency behavior associated with cage formation and the onset of particle location discussed in Fig. 4(a) from experiments and in Fig. 4(b) from the NLE theory, can be interpreted as corresponding to a physical picture of particle motion akin to a damped, Brownian, localized vibrational-like downhill motion. Finally, analytic insight can be obtained based on Method-II since the integral of eqn (7) can be exactly performed, thereby yielding $\omega_{\text{loc}}\tau_0 = \frac{d^2}{2g(d)r_{\text{loc}}^2}$. This result provides explicit physical insight into what controls the inverse localization time: the dynamic localization length, and the contact value of $g(r)$ which

amplifies the pure solvent friction, ζ_{SE} , to that felt by a translating colloid in concentrated suspensions, ζ_{s} , due to independent binary collisions on short-length and -time scales (as $\frac{\zeta_{\text{s}}}{\zeta_{\text{SE}}} = g(d)$).⁴⁰ In addition, it has been well established previously, both numerically and analytically,⁵⁸ that the dynamic elastic shear modulus within the NMCT framework is predicted to obey a microrheology-like relationship to the inverse square localization length r_{loc}^{-2} , per $\beta G d^3 \approx \frac{9}{5\pi} \frac{\phi d^2}{r_{\text{loc}}^2}$.

Combining this with the above relationship $\omega_{\text{loc}}\tau_0 = \frac{d^2}{2g(d)r_{\text{loc}}^2}$, we obtain an interesting connection between the shear modulus and the short-time frequency as $\beta G d^3 \propto \phi g(d)\omega_{\text{loc}}\tau_0$.

For further perspective, we note that in the framework of NLE theory, an analytic relationship between the localization length and the contact value $g(d)$ was deduced⁵⁸ as $\frac{d^2}{r_{\text{loc}}^2} \propto \phi^2 g^4(d)$. Combining this relationship with the above

results of $\beta G d^3 \approx \frac{9}{5\pi} \frac{\phi d^2}{r_{\text{loc}}^2}$ and $\omega_{\text{loc}}\tau_0 = \frac{d^2}{2g(d)r_{\text{loc}}^2}$, we predict that both the elastic shear modulus and the short time dimensionless frequency $\omega_{\text{loc}}\tau_0$ obey a power law relationship with the contact value $g(d)$. This is a physically appealing result given that the rate of collisions in a hard sphere fluid scales with the contact value, and that stresses in hard sphere fluids are associated with impulsive “forces” and hence particles being in contact. This consistency physically explains why $\beta G d^3$ and $\omega_{\text{loc}}\tau_0$ behave so similarly in Fig. 4 and 5, *e.g.*, slope changes in the two exponential growth laws and crossover position.

Furthermore, by combining the above analytic relationships, we obtain $\beta G d^3 \propto \phi g(d)\omega_{\text{loc}}\tau_0 = \phi^{0.33}(\omega_{\text{loc}}\tau_0)^{1.33}$. Within the theory, this power law relationship between G and $\omega_{\text{loc}}\tau_0$ is easy to test based on numerical calculations, as shown in Fig. 7(b), where one sees that it works extremely well, although the power

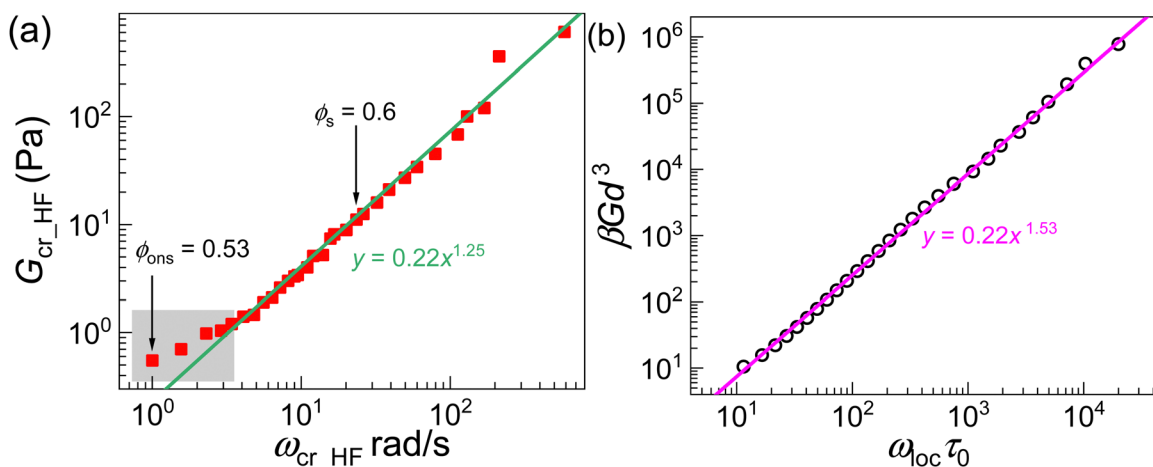


Fig. 7 Modulus at the high frequency crossover as a function of the corresponding frequency in (a) experimental (red solid squares) and (b) theoretical (black open circles) data. The plot verifies the theoretically inspired power law relationship between the dimensionless shear modulus and $\omega_{\text{loc}}\tau_0$. Solid lines indicate the power law fits with slope values as indicated. Vertical arrows in (a) indicate the characteristic volume fractions, ϕ_{ons} and ϕ_{s} , discussed in the text. The shaded area in (a) indicates the lower volume fraction regime data shown also in Fig. 4.



law exponent in numerical calculation is slightly larger, ~ 1.53 . To validate this power law prediction further, we plot the HF crossover modulus obtained from experiments ($G_{\text{cr-HF}}$) as a function of the crossover frequency ($\omega_{\text{cr-HF}}$) in Fig. 7(a). Remarkably, the data do obey a power law relationship with an exponent of 1.25, modestly lower than the numerically and analytically obtained values of ~ 1.53 and ~ 1.33 , respectively.

Given the origin of the analytical theoretical relationships deduced above, we suggest that they may be relevant to other spherical particle systems with different interparticle interactions, for example in dense suspensions, sticky spheres and perhaps thermal liquids. However, it is often difficult to measure the contact value $g(d)$ experimentally for nanoparticles or colloidal fluids, and essentially impossible for thermal liquids. Moreover, strong repulsive intermolecular interactions are generally not literally hard core. In the latter case, one could replace $g(d)$ with the first maximum value of $g(r)$. Future experiments can test the power law relationship of Fig. 7 in other complex systems such as viscous molecular liquids.

5.2. Long-time dynamics: experiments and theory

In contrast to the high frequency crossover, the LF crossover shifts to shorter times as the volume fraction is decreased and hence becomes visible in the frequency range of the ARES rheometer, as shown in Fig. 8 for a volume fraction of 0.539. This shift is due to cage escape as these events become faster and more frequent. Consequently, as ϕ is decreased, the two crossovers tend to approach each other along the frequency axis until they merge. This behavior is in analogy with molecular glass formers, where the slow glassy α -mode and the more fluid-like β -mode time scales converge at sufficiently high temperatures above the kinetic glass transition temperature.⁶⁷

The LF and HF crossover times and their merging point as derived from LVE measurements are shown in Fig. 9(a). For

comparison, the short and long characteristic inverse times, $1/\tau_{\text{loc}}$ and $1/\tau_{\text{hop}}$ as calculated using Kramers mean first passage time theory within the NLE framework and which, as discussed above, arise from different parts of the spatially resolved dynamic free energy, are shown in Fig. 9(b). As mentioned earlier, the mean α process hopping time τ_{hop} is calculated from the same formula as the localization time (τ_{loc} in eqn (7))^{68,69} but the integration range is from r_{loc} to r_{B} corresponding to the displacement required for the particle to surmount the entropic barrier in Fig. 2(a) per activated hopping dynamics. Indeed, the microscopic times τ_{loc} and τ_{hop} increase and decrease, respectively, with dilution until they become equal at $\phi \approx 0.43$, the NMCT transition point. At this volume fraction (merging point derived from theory), the barrier approaches zero, and in its vicinity the barrier is less than $k_{\text{B}}T$ and hence the idea of activated dynamics loses its physical meaning.

Overall, the theoretical results are in good agreement with the experimental observations considering the practical uncertainties stemming from aging of low frequency dynamics, ϕ determination, and errors associated with the measurement itself. We interpret this volume fraction deduced from the theory as defining the onset or emergence of dynamic caging, ϕ_{ons} . The corresponding experimentally deduced value where the two cross-over frequencies merge takes place at around 0.53 (with distance from RCP, $\phi_{\text{RCP}} - \phi = 0.14$) for the present polydisperse sample. We note that this is comparable with a freezing volume fraction of 0.494 (where $\phi_{\text{RCP}} - \phi = 0.146$) for monodisperse hard spheres.^{70,71} Therefore, freezing as deduced from the experimental linear viscoelasticity data and the onset of cage formation volume fraction, ϕ_{ons} , as determined from the theoretical model, seems to coincide to the leading order with the merging of the two characteristic time scales of the in-cage localization and out-of-cage escape.

We note that the merging point in the experimental and theoretical data takes place at similar, but not the same, volume fractions. The reason is well known; the NMCT predicts the dynamic crossover to activated motion at a quantitatively too low volume fraction due to its single particle nature. This theoretical point has been analyzed in great depth long ago.^{40,46} Moreover, the theory studies monodisperse hard spheres, while the experiments employ polydisperse samples which generically delay the emergence of slow dynamics to higher volume fractions. From the NLE perspective, for ϕ lower than the crystallization volume fraction, the hard sphere suspension behaves in a more liquid-like manner since activated caging effects are not really important because the entropic barrier is only of order the thermal energy or less. In this regime, the non-self-consistently determined⁵⁵ friction associated with independent binary collisions and weak-caging are dominant. By the same token, from the theoretical perspective, ϕ_{ons} marks a dynamic crossover that signals the onset of a barrier larger than $k_{\text{B}}T$, and a nontrivial separation of the minimum and maximum values of the dynamic free energy. Hence, this is the minimum volume fraction where short- and long-time dynamics begin to be separated by a caging plateau-like feature, although in practice clear observation of such a separation

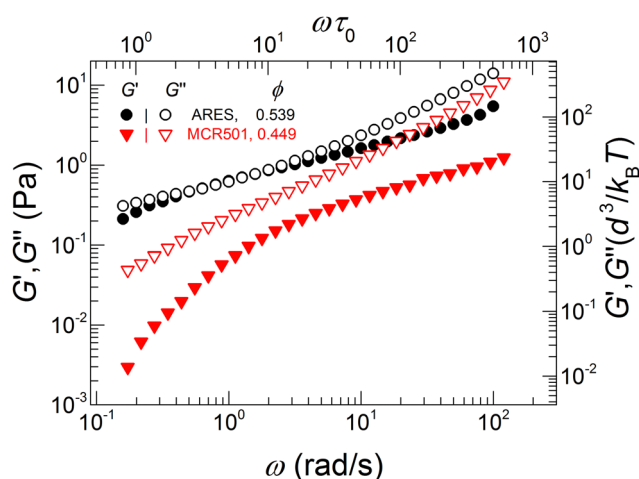


Fig. 8 Dynamic frequency sweeps of two less concentrated samples with $\phi = 0.539$ and $\phi = 0.449$ exhibiting moduli crossover and $\tan \delta$ minimum, respectively. Particles are PMMA hard spheres of radius R_{h} of 264 nm dispersed in squalene at $T = 23^\circ\text{C}$. Measurements were performed using the MCR 501 and ARES rheometers.



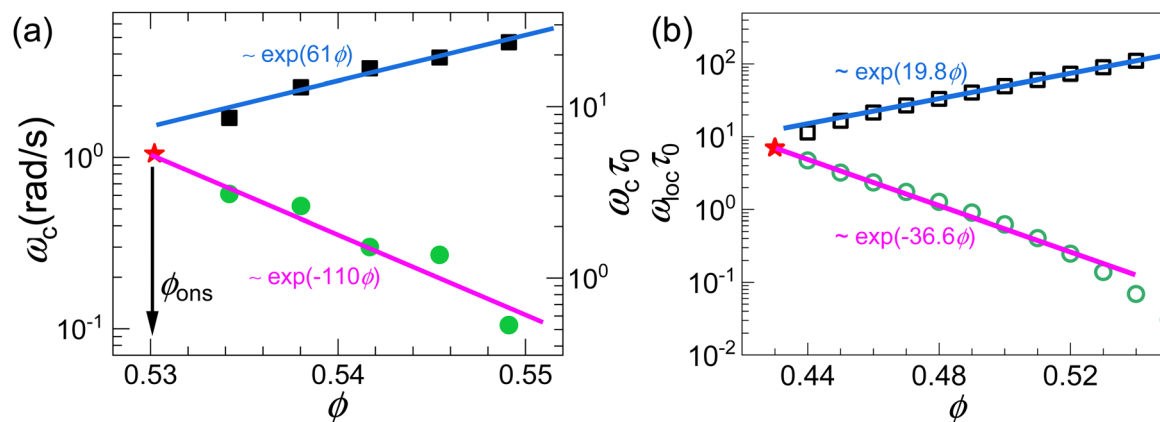


Fig. 9 Experimental LVE data (a) and the corresponding theoretical calculation (b) of the convergence of short- and long-time characteristic dynamical frequencies as a function of volume fraction. Circles denote the LF crossover frequency and squares denote the HF crossover frequency, respectively. Lines represent the exponential dependencies indicated. Red stars indicate the merging point of the two crossover frequencies. Vertical arrows indicate the merging point volume fraction ϕ_{ons} , which is found from experiments and theory to be $\phi \approx 0.53$ and $\phi \approx 0.43$, respectively.

requires a barrier well beyond $1-2k_{\text{B}}T$, and hence a volume fraction beyond 0.5.

Below, but still near, ϕ_{ons} , the experiments and theory agree that a continuous relaxation is observed, with short and long-time diffusion still distinguishable but not well separated by a clear caging plateau. Moreover, D_{s} and D_{L} are comparable (although not identical) and affected by a binary collisions, hydrodynamic effects, plus the non-self-consistent weak-caging friction effects discussed above.⁵⁵ Samples with volume fractions lower than ϕ_{ons} , such as the sample with $\phi = 0.449$ in Fig. 8, exhibit no moduli crossover, *i.e.* they behave in a liquid-like manner with $G'' > G'$ at all time scales. Nevertheless, despite the absence of a moduli crossover, the LVE spectrum is not featureless; the moduli approach more at a certain frequency where $\tan(\delta)$ attains a minimum value (see Appendix A.2). This frequency seems to set a time scale with a different volume fraction dependence than the moduli crossover frequency above ϕ_{ons} . In this regime, there is a “loose caging” effect imposed by neighboring particles; constraints are very weak, with barrier below $1 k_{\text{B}}T$, and this is reflected in the dynamics with an absence of the typical caging plateau but still a clear separation of short and long diffusivity. At much lower volume fractions (not probed here), D_{s} and D_{L} approach each other and eventually at the dilute limit become equal to its bare value, D_0 .

In addition to the near quantitative agreement of experiments with NLE theory predictions for the volume fraction dependence of the high frequency cross-over, $\omega_{\text{c-HF}}$, and corresponding elastic modulus $G_{\text{c-HF}}$ (Fig. 4 and 5), similar agreement between experiments and theory is observed for the approach of the frequencies $\omega_{\text{c-H}}$ and $\omega_{\text{c-LF}}$, identified with model predictions for $1/\tau_{\text{loc}}$ and $1/\tau_{\text{hop}}$, respectively. As seen in Fig. 9, these follow an exponential increase ($\omega_{\text{c-HF}}$ or $1/\tau_{\text{loc}}$) or decrease ($\omega_{\text{c-LF}}$ or $1/\tau_{\text{hop}}$) as a function of ϕ with larger exponents (as in the case of G'), higher for the LF (long-time hopping relaxation) than the HF (short-time cage localization time) and different in absolute values in experiments and theory. Interestingly, we found out that the LF-to-HF exponent ratio of roughly a factor

of two (110 : 61) observed in experiments is in good accord with that predicted by theory (36.6 : 19.8).

6. Conclusions

The characteristic time scales derived from the experimental G' and G'' data dynamic crossovers at high and low frequencies of very dense hard sphere like colloidal suspensions have been determined for an extensive range of volume fractions. Overall, very good qualitative (and in some cases near quantitative) agreement of the distinctive trends is found with the predictions of the microscopic NLE theory, based on the spatially resolved dynamic free energy concept. The characteristic frequencies exhibit a double exponential increase with volume fraction with semi-quantitative agreement between experiments and theory. Two distinct volume fractions have been identified as ϕ_{ons} and ϕ_{s} . The former, ϕ_{ons} , signals the merging point of short- and long-time dynamics and marks the onset of activated caging at a volume fraction of about 0.53 in the present polydisperse particle experiments. As expected, this value lies above that predicted by the single particle dynamics NLE theory for monodisperse hard sphere fluids. The latter, ϕ_{s} , is derived in experiments from the change of a slope in the volume fraction increase of $\omega_{\text{c-HF}}$ or $G_{\text{c-HF}}$. It can be identified as an experimental dynamic crossover volume fraction that is connected theoretically with the emergence within OZ-MV theory of a new type of structural many-body effect as manifested in effective attraction in the direct correlation function, $c(r)$. Both the NLE theory and experiments agree that the dynamic crossover for $\omega_{\text{c-HF}}$ and $G_{\text{c-HF}}$ takes place at $\phi \sim \phi_{\text{s}} = 0.6$. A caveat is that this quantitative agreement should be taken cautiously given that the theory analyzes monodisperse hard sphere fluids while the experimental studies polydisperse colloidal suspensions. Overall, the experiments and theory indicate the existence of a regime above ϕ_{s} with a distinct character than that of the modestly metastable fluid below, ϕ_{s} , which is



crucial at very high volume fractions in determining the formation of a long-lived cages with implications for the microscopic dynamics and linear rheology. Experimentally, this is identifiable with the non-equilibrium glass in the sense that the viscoelastic response is solid like at all finite frequencies probed. On the theoretical side, it is linked to distinct dynamic, structural and thermodynamic behavior predicted to emerge in the equilibrated deeply metastable (or “deep glass”) regime associated with new many body packing effects. Thus, the question of whether ϕ_s can be identified with the experimentally deduced kinetic glass transition volume fraction, ϕ_g , where hard sphere suspensions are expected to transit to an effectively arrested state, and whether this is indeed identical with an observable property sense to the equilibrated deep glass regime analyzed by the theory, remains open.

What is new in our modeling is the application of NLE theory with the accurate MV (rather than the PY) closure employed for the required structural input to make predictions consistent with our new experimental findings based on a wide volume fraction range, robust experimental data. One can also argue that this agreement provides additional new support for the dynamic free energy concept at the heart of NLE theory (which to date has focused on longer time and length scale processes than those studied here), and the important structural many body effects captured by the MV closure which are critical for quantifying dynamic caging constraints.

The presented new analytical theoretical results have also provided a microscopic physical basis for the mechanism of the experimentally observed nearly-identical behaviors of the high frequency (short time) localized dynamics time scale and the dynamic shear modulus. The physical picture is based on the small distance aspects of the spatially resolved dynamic free energy and is akin to dynamics describable as a damped, Brownian, localized vibrational-like “downhill” motion towards the transient localized state with the frictional resistance related to short time dissipative independent binary collisions.

Constraints by neighbors are evident in the rheological data at volume fractions below ϕ_{ons} . The frequency where the two moduli approach more ($\tau_{\tan\delta}$ minima) sets a time scale, and hence provides important information that can be explored theoretically and experimentally in future work. In a similar manner, a systematic study of HF data of attractive glasses will provide insights into cage formation in the presence of competing attractive interparticle interactions and physical bond formation which reflects a rich interplay between entropic and enthalpic contributions in dynamic cage arrest. Further extension of the present work could aim to correlate ϕ_{ons} and ϕ_s with other characteristic volume fractions in glass forming suspensions⁸ where it has been proposed that local domains of cooperatively moving particles become more rigid with increasing ϕ and eventually percolate leading to a glassy, solid-like response. Overall, we anticipate that the data presented here, which were obtained by simple rheological experiments and interpreted in terms of NLE theory, will aid in developing a deeper understanding of the dynamical caging mechanism and the glass transition phenomenon.

Finally, we note that previous results based on ECNLE theory^{63,72} showed that the mean α relaxation time of a deeply supercooled liquid (or metastable glass for hard spheres, $\phi > 0.58$) can be directly related to the dynamic shear modulus in an exponential manner. This result emerges from not only τ_{hop} involving the local cage barrier, but also inclusion of the longer range collective elastic barrier which is of critical importance. Combining this exponential behavior with the relationship found here between $1/\tau_{\text{loc}}$ and the dynamic shear modulus G' , an exponential connection between the mean α relaxation time and $1/\tau_{\text{loc}}$ is predicted. Most importantly, both the α relaxation time and the fast process relaxation rate $1/\tau_{\text{loc}}$ can, in principle, be measured experimentally over a wide range of degrees of metastability, which can provide an experimental test for the proposed exponential connection. This is of particular interest for supercooled thermal liquids where the measurement of G' at relatively high and intermediate temperatures is difficult.

Author contributions

The authors contributed to this publication as follows: TA: writing – original draft, conceptualization, investigation (experiments), and data curation. BM: investigation (theory), writing – review & editing, and data curation. KS: conceptualization (theory), writing – review & editing, and supervision (theory). GP: conceptualization, writing – review & editing, and supervision.

Data availability

We would like state that data for this article will be available at Zenodo data repository.

Conflicts of interest

There are no conflicts to declare.

Appendices

Appendix A.1. High frequency scaling and volume fraction consistency

The weak power law dependence of G' is sensitive to local interactions (Schroyen *et al.* 2019) and hence is strongly affected by the steric layer of colloids that induce deviations from ideal hard sphere interactions.^{73,74} The slope of G' at frequencies above the HF crossover is typically 0.3 for hairy (sterically stabilized) particles.^{39,75} Furthermore, the volume

Table 1 Volume fractions of four samples: comparison of the experimental estimation with predictions of eqn (9)

Determined from RCP	Prediction of eqn (9)	Deviation
0.64	0.665	0.025
0.62	0.649	0.029
0.609	0.639	0.029
0.6	0.628	0.028



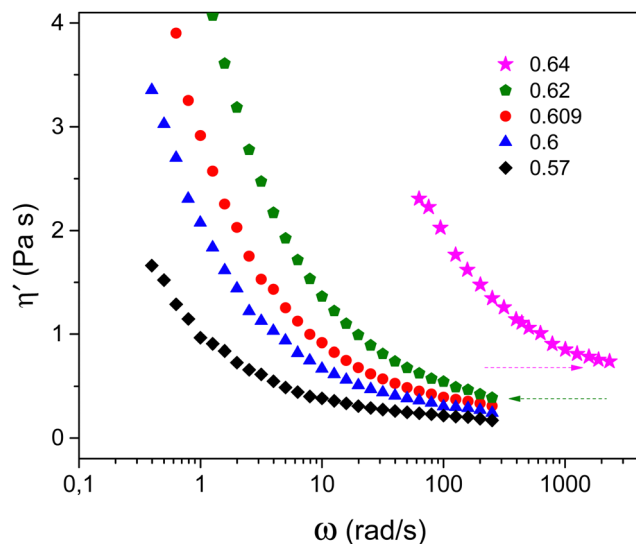


Fig. 10 The in-phase with the strain rate dynamic viscosity limiting behavior of hard spheres, $R_h = 264$ nm, dispersed in squalene at $T = 23$ °C. The legend indicates the experimentally estimated volume fraction. Data for $\phi = 0.64$ (magenta symbols) are measured with a PZR of up to 3000 rad s^{-1} . Horizontal arrows indicate high frequency viscosity determination for the two highest volume fractions shown.

fraction response of the total complex viscosity deduced at high frequencies can be used to determine the effective volume fraction of the suspension.

The uncertainties and the various methods of ϕ determination are well discussed in the literature.⁷⁶ Given that all samples were prepared from the same initial batch by sequential dilution, the uncertainties in the relative ϕ are minimized. The reduced high frequency viscosity is given by $\eta'_{r,\infty} = \eta'_{\infty}/\eta_s$, where $\eta_s = 13.3 \text{ mPa s}$ for squalene at 23 °C, and η'_{∞} is the limiting value of the real part of the complex viscosity obtained from oscillatory shear. Once this is known, the theoretical volume fraction can be calculated^{77,78}

according to:

$$\eta'_{r,\infty} = 15.78 \ln \left(\frac{1}{1 - (\phi/\phi_{\text{rcp}})^{1/3}} \right) - 42.47 \quad (9)$$

which is valid for $0.60 \leq \phi < \phi_{\text{rcp}} = 0.67$. The denominator portrays the singular behavior (divergence) of the high frequency viscosity at random close packing. This empirical equation is extended to ϕ as low as 0.6, a crossover point discussed in the main text, as the authors suggest a different equation for the less concentrated regime.⁷⁷ The calculated volume fractions from eqn (9) and the experimentally estimated ones for four samples are summarized in Table 1. Predictions from fitting using eqn (9) are ~ 0.03 higher than the experimentally estimated values and in agreement with findings in our earlier work.³⁹ The modest discrepancy could be attributed to our overestimation of η'_{∞} as the plateau value has not been fully attained (Fig. 10) or to particle polydispersity that would affect the quantitative accuracy of eqn (9). However, the relative volume fractions are proven to be consistent. This indicates reasonably good agreement of experimental data and theoretical predictions with a potential shift of experimental volume fractions by 0.03 would not significantly change any of the main findings of this work.

Appendix A.2 Low volume fraction ($\phi < \phi_{\text{ons}}$) samples with no dynamic crossover

At volume fractions below ϕ_{ons} (~ 0.53 in experiments, see Fig. 8), the dynamic moduli do not exhibit a crossover, but they do approach each other at a certain frequency and this is clearly detected as a minimum of $\tan \delta = G''/G'$ as shown in Fig. 11(a). This frequency marks a time scale defined as $\tau_{\tan \delta} = 1/\omega_{\tan \delta}$. At this time scale, the constraints felt by a tagged particle due to its neighboring particles are maximized, and this can be viewed as a “loose caging effect”. At shorter and

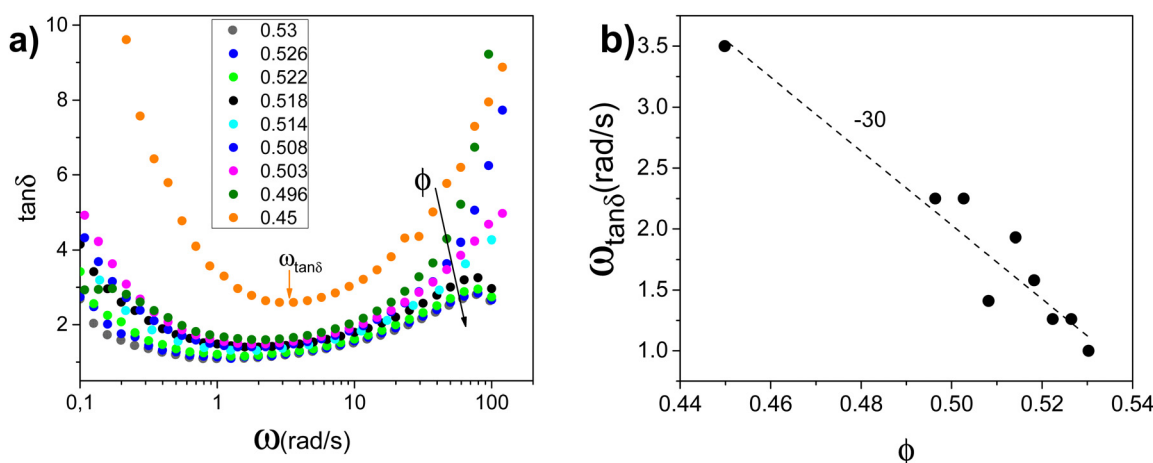


Fig. 11 LVE data for samples with $\phi < \phi_{\text{ons}} = 0.54$, where no G' , G'' crossover is exhibited. (a) Loss angle tangent dependence on the angular frequency; different ϕ values, as indicated, increase as shown by a solid black arrow; a vertical arrow indicates the minimum of $\tan \delta$ (for $\phi = 0.45$) where $\omega_{\tan \delta}$ is determined. (b) Frequency of the minimum in $\tan \delta$ plotted as a function of ϕ . The dashed line is the best data fit.



longer times, particle mobility appears higher. Interestingly, $\omega_{\tan\delta}$ exhibits the opposite trend from $\omega_{\text{c-HF}}$ as shown in Fig. 11(b). This suggests that the characteristic time is related to the transition from in-cage (β -relaxation) to out-of-cage (α -relaxation) motion. Below ϕ_{ons} , this is identified in experiments by $\tau_{\tan\delta}$ increasing with ϕ , whereas above ϕ_{ons} , $\omega_{\text{c-HF}}$ is related to the time scale of cage exploration decreases with ϕ as shown in Fig. 8. Such non-monotonic behavior, with a maximum at ϕ_{ons} , is reminiscent of the time scale τ_{B} determined from dynamic light scattering data (or from the self-intermediate scattering function) as the transition time scale between α and β -relaxations around the glass transition volume fraction by van Meegen & Underwood.⁷⁹

Acknowledgements

We thank A. B. Schofield (University of Edinburgh, UK) for kindly providing the PMMA particles. We also thank Aris Papagianopoulos (EIE, Greece) for data conversion in Fig. 1. GP and TA acknowledge support from the Twinning project FORGREENSOFT (Number: 101078989 under HORIZON WIDERA-2021-ACCESS-03). KSS acknowledges support from the Army Research Office via a MURI grant with Contract No. W911NF-21-0146. A CC-BY public copyright license has been applied by the authors to the present document and will be applied to all subsequent versions up to the Author Accepted Manuscript (alternatively final peer-reviewed manuscript accepted for publication) arising from this submission, in accordance with the grant's open access conditions.

References

- 1 J. Mewis and N. J. Wagner, *Colloidal suspension rheology*, Cambridge University Press, Cambridge, 2012, vol. 10.
- 2 W. B. Russel, W. B. Russel, D. A. Saville and W. R. Schowalter, *Colloidal dispersions*, Cambridge University Press, 1991.
- 3 N. J. Wagner and J. Mewis, *Theory and applications of colloidal suspension rheology*, Cambridge University Press, 2021.
- 4 C. P. Royall, P. Charbonneau, M. Dijkstra, J. Russo, F. Smallenburg and T. Speck, *et al.*, Colloidal hard spheres: triumphs, challenges, and mysteries, *Rev. Mod. Phys.*, 2024, **96**(4), 045003.
- 5 L. Berthier and G. Biroli, Theoretical perspective on the glass transition and amorphous materials, *Rev. Mod. Phys.*, 2011, **83**(2), 587–645.
- 6 L. Berthier and D. R. Reichman, Modern computational studies of the glass transition, *Nat. Rev. Phys.*, 2023, 1–15.
- 7 G. Biroli and J. P. Garrahan, Perspective: the glass transition, *J. Chem. Phys.*, 2013, **138**(12), 12A301.
- 8 B. Li, K. Lou, W. Kob and S. Granick, Anatomy of cage formation in a two-dimensional glass-forming liquid, *Nature*, 2020, **587**(7833), 225–229.
- 9 A. Vila-Costa, M. Gonzalez-Silveira, C. Rodríguez-Tinoco, M. Rodríguez-López and J. Rodríguez-Viejo, Emergence of equilibrated liquid regions within the glass, *Nat. Phys.*, 2023, **19**(1), 114–119.
- 10 O. Dauchot, F. Ladieu and C. P. Royall, The glass transition in molecules, colloids and grains: universality and specificity, *C. R. Phys.*, 2024, **24**(S1), 25–56.
- 11 L. Antl, J. W. Goodwin, R. D. Hill, R. H. Ottewill, S. M. Owens and S. Papworth, *et al.*, The preparation of poly(methyl methacrylate) latices in non-aqueous media, *Colloids Surf.*, 1986, **17**(1), 67–78.
- 12 G. Bryant, S. R. Williams, L. Qian, I. K. Snook, E. Perez and F. Pincet, How hard is a colloidal “hard-sphere” interaction?, *Phys. Rev. E: Stat., Nonlinear, Soft Matter Phys.*, 2002, **66**(1), 060501.
- 13 W. J. Frith, T. A. Strivens and J. Mewis, Dynamic mechanical properties of polymerically stabilized dispersions, *J. Colloid Interface Sci.*, 1990, **139**(1), 55–62.
- 14 W. Van Meegen, Comparison of dynamic light scattering measurements and mode-coupling theory for the tagged particle dynamics of a hard-sphere suspension, *Phys. Rev. E: Stat., Nonlinear, Soft Matter Phys.*, 2007, **76**(6), 061401.
- 15 P. N. Pusey, *Liquids, freezing and the glass transition*, North-Holland, Amsterdam, 1991.
- 16 P. N. Pusey, Colloidal glasses, *J. Phys.: Condens. Matter*, 2008, **20**(49), 494202.
- 17 M. D. Ediger and P. Harrowell, Perspective: supercooled liquids and glasses, *J. Chem. Phys.*, 2012, **137**(8), 080901.
- 18 A. Donev, S. Torquato and F. H. Stillinger, Pair correlation function characteristics of nearly jammed disordered and ordered hard-sphere packings, *Phys. Rev. E: Stat., Nonlinear, Soft Matter Phys.*, 2005, **71**(1), 011105.
- 19 W. Gotze and L. Sjogren, Relaxation processes in supercooled liquids, *Rep. Prog. Phys.*, 1992, **55**(3), 241.
- 20 J. F. Brady, The rheological behavior of concentrated colloidal dispersions, *J. Chem. Phys.*, 1993, **99**(1), 567–581.
- 21 J. K. Dhont, *An introduction to dynamics of colloids*, Elsevier, 1996, vol. 2.
- 22 W. van Megan, S. M. Underwood, R. H. Ottewill, N. S. J. Williams and P. N. Pusey, Particle diffusion in concentrated dispersions, *Faraday Discuss. Chem. Soc.*, 1987, **83**, 47–57.
- 23 G. Nägele, Viscoelasticity and diffusional properties of colloidal model dispersions, *J. Phys.: Condens. Matter*, 2002, **15**(1), S407.
- 24 G. P. Johari, Intrinsic mobility of molecular glasses, *J. Chem. Phys.*, 1973, **58**(4), 1766–1770.
- 25 N. Koumakis, A. Pamvouxoglou, A. S. Poulos and G. Petekidis, Direct comparison of the rheology of model hard and soft particle glasses, *Soft Matter*, 2012, **8**(15), 4271.
- 26 T. G. Mason and D. A. Weitz, Linear viscoelasticity of colloidal hard sphere suspensions near the glass transition, *Phys. Rev. Lett.*, 1995, **75**(14), 2770.
- 27 T. G. Mason and D. A. Weitz, Optical measurements of frequency-dependent linear viscoelastic moduli of complex fluids, *Phys. Rev. Lett.*, 1995, **74**(7), 1250.
- 28 J. Reinhardt, F. Weysser and M. Fuchs, Comment on “Probing the equilibrium dynamics of colloidal hard



- spheres above the mode-coupling glass transition", *Phys. Rev. Lett.*, 2010, **105**(19), 199604.
- 29 K. S. Schweizer and E. J. Saltzman, Entropic barriers, activated hopping, and the glass transition in colloidal suspensions, *J. Chem. Phys.*, 2003, **119**(2), 1181–1196.
 - 30 G. Brambilla, D. El Masri, M. Pierno, L. Berthier, L. Cipelletti and G. Petekidis, *et al.*, Probing the equilibrium dynamics of colloidal hard spheres above the mode-coupling glass transition, *Phys. Rev. Lett.*, 2009, **102**(8), 085703.
 - 31 W. Van Meegen, T. C. Mortensen, S. R. Williams and J. Müller, Measurement of the self-intermediate scattering function of suspensions of hard spherical particles near the glass transition, *Phys. Rev. E: Stat. Phys., Plasmas, Fluids, Relat. Interdiscip. Top.*, 1998, **58**(5), 6073.
 - 32 E. R. Weeks and D. A. Weitz, Properties of cage rearrangements observed near the colloidal glass transition, *Phys. Rev. Lett.*, 2002, **89**(9), 095704.
 - 33 J. E. Hallett, F. Turci and C. P. Royall, Local structure in deeply supercooled liquids exhibits growing lengthscales and dynamical correlations, *Nat. Commun.*, 2018, **9**(1), 3272.
 - 34 A. J. Banchio, G. Nägele and J. Bergenholz, Viscoelasticity and generalized Stokes–Einstein relations of colloidal dispersions, *J. Chem. Phys.*, 1999, **111**(18), 8721–8740.
 - 35 M. Siebenbürger, M. Fuchs, H. Winter and M. Ballauff, Viscoelasticity and shear flow of concentrated, noncrystallizing colloidal suspensions: comparison with mode-coupling theory, *J. Rheol.*, 2009, **53**(3), 707–726.
 - 36 B. Schroyen, D. Vlassopoulos, P. Van Puyvelde and J. Vermant, Bulk rheometry at high frequencies: a review of experimental approaches, *Rheol. Acta*, 2020, **59**, 1–22.
 - 37 T. Hecksher, D. H. Torchinsky, C. Klieber, J. A. Johnson, J. C. Dyre and K. A. Nelson, Toward broadband mechanical spectroscopy, *Proc. Natl. Acad. Sci. U. S. A.*, 2017, **114**(33), 8710–8715.
 - 38 Q. Li, K. A. Dennis, Y. F. Lee and E. M. Furst, Two-point microrheology and diffusing wave spectroscopy, *J. Rheol.*, 2023, **67**(6), 1107–1118.
 - 39 T. Athanasiou, G. K. Auernhammer, D. Vlassopoulos and G. Petekidis, A high-frequency piezoelectric rheometer with validation of the loss angle measuring loop: application to polymer melts and colloidal glasses, *Rheol. Acta*, 2019, **58**(9), 619–637.
 - 40 E. J. Saltzman and K. S. Schweizer, Transport coefficients in glassy colloidal fluids, *J. Chem. Phys.*, 2003, **119**(2), 1197–1203.
 - 41 K. S. Schweizer, Derivation of a microscopic theory of barriers and activated hopping transport in glassy liquids and suspensions, *J. Chem. Phys.*, 2005, **123**(24), 244501.
 - 42 T. G. Mason, Estimating the viscoelastic moduli of complex fluids using the generalized Stokes–Einstein equation, *Rheol. Acta*, 2000, **39**(4), 371–378.
 - 43 L. Cipelletti and L. Ramos, Slow dynamics in glassy soft matter, *J. Phys.: Condens. Matter*, 2005, **17**(6), R253.
 - 44 T. M. Squires and T. G. Mason, Fluid mechanics of microrheology, *Annu. Rev. Fluid Mech.*, 2010, **42**, 413–438.
 - 45 D. El Masri, G. Brambilla, M. Pierno, G. Petekidis, A. B. Schofield and L. Berthier, *et al.*, Dynamic light scattering measurements in the activated regime of dense colloidal hard spheres, *J. Stat. Mech.: Theory Exp.*, 2009, **2009**(07), P07015.
 - 46 E. J. Saltzman and K. S. Schweizer, Activated hopping and dynamical fluctuation effects in hard sphere suspensions and fluids, *J. Chem. Phys.*, 2006, **125**(4), 44509.
 - 47 C. Luo and L. M. Janssen, Glassy dynamics of sticky hard spheres beyond the mode-coupling regime, *Soft Matter*, 2021, **17**(33), 7645–7661.
 - 48 J. P. Hansen and I. R. McDonald, *Theory of simple liquids: with applications to soft matter*, Academic Press, 2013.
 - 49 L. Verlet, Integral equations for classical fluids: I. The hard sphere case, *Mol. Phys.*, 1980, **41**(1), 183–190.
 - 50 L. Verlet, Integral equations for classical fluids: II. Hard spheres again, *Mol. Phys.*, 1981, **42**(6), 1291–1302.
 - 51 Y. Zhou, B. Mei and K. S. Schweizer, Integral equation theory of thermodynamics, pair structure, and growing static length scale in metastable hard sphere and Weeks–Chandler–Andersen fluids, *Phys. Rev. E: Stat., Nonlinear, Soft Matter Phys.*, 2020, **101**(4), 042121.
 - 52 S. Chaki, B. Mei and K. S. Schweizer, Theoretical analysis of the structure, thermodynamics, and shear elasticity of deeply metastable hard sphere fluids, *Phys. Rev. E: Stat., Nonlinear, Soft Matter Phys.*, 2024, **110**(3), 034606.
 - 53 P. Hänggi, P. Talkner and M. Borkovec, Reaction-rate theory: fifty years after Kramers, *Rev. Mod. Phys.*, 1990, **62**(2), 251.
 - 54 H. A. Kramers, Brownian motion in a field of force and the diffusion model of chemical reactions, *Physica*, 1940, **7**(4), 284–304.
 - 55 R. Verberg, I. M. De Schepper and E. G. D. Cohen, Viscosity of colloidal suspensions, *Phys. Rev. E: Stat., Nonlinear, Soft Matter Phys.*, 1997, **55**(3), 3143.
 - 56 B. Mei, Y. Zhou and K. S. Schweizer, Thermodynamics–structure–dynamics correlations and nonuniversal effects in the elastically collective activated hopping theory of glass-forming liquids, *J. Phys. Chem. B*, 2020, **124**(28), 6121–6131.
 - 57 S. Mirigian and K. S. Schweizer, Elastically cooperative activated barrier hopping theory of relaxation in viscous fluids. I. General formulation and application to hard sphere fluids, *J. Chem. Phys.*, 2014, **140**(19), 194506.
 - 58 K. S. Schweizer and G. Yatsenko, Collisions, caging, thermodynamics, and jamming in the barrier hopping theory of glassy hard sphere fluids, *J. Chem. Phys.*, 2007, **127**(16), 164505.
 - 59 W. Schaertl and H. Sillescu, Brownian dynamics of polydisperse colloidal hard spheres: equilibrium structures and random close packings, *J. Stat. Phys.*, 1994, **77**, 1007–1025.
 - 60 M. Hermes and M. Dijkstra, Jamming of polydisperse hard spheres: the effect of kinetic arrest, *Europhys. Lett.*, 2010, **89**(3), 38005.
 - 61 P. Ballesta and G. Petekidis, Creep and aging of hard-sphere glasses under constant stress, *Phys. Rev. E*, 2016, **93**, 042613.
 - 62 A. R. Jacob, E. Moghimi and G. Petekidis, Rheological signatures of aging in hard sphere colloidal glasses, *Phys. Fluids*, 2019, **31**(8), 087103.
 - 63 B. Mei, Y. Zhou and K. S. Schweizer, Experimental test of a predicted dynamics–structure–thermodynamics connection



- in molecularly complex glass-forming liquids, *Proc. Natl. Acad. Sci. U. S. A.*, 2021, **118**(18), e2025341118.
- 64 S. Torquato, T. M. Truskett and P. G. Debenedetti, Is random close packing of spheres well defined?, *Phys. Rev. Lett.*, 2000, **84**(10), 2064.
 - 65 R. D. Kamien and A. J. Liu, Why is Random Close Packing Reproducible?, *Phys. Rev. Lett.*, 2007, **99**(15), 155501.
 - 66 G. Parisi and F. Zamponi, Mean-field theory of hard sphere glasses and jamming, *Rev. Mod. Phys.*, 2010, **82**(1), 789–845.
 - 67 R. G. Larson, *The structure and rheology of complex fluids*, Oxford university press, New York, 1999, vol. 150.
 - 68 B. Mei, T. W. Lin, G. S. Sheridan, C. M. Evans, C. E. Sing and K. S. Schweizer, Structural relaxation and vitrification in dense cross-linked polymer networks: simulation, theory, and experiment, *Macromolecules*, 2022, **55**(10), 4159–4173.
 - 69 Y. Zhou, B. Mei and K. S. Schweizer, Activated relaxation in supercooled monodisperse atomic and polymeric WCA fluids: simulation and ECNLE theory, *J. Chem. Phys.*, 2022, **156**(11), 114901.
 - 70 G. L. Hunter and E. R. Weeks, The physics of the colloidal glass transition, *Rep. Prog. Phys.*, 2012, **75**(6), 066501.
 - 71 P. N. Pusey, *Colloidal Suspensions in Liquids*, Freezing, and the Glass Transition, Les Houches, 1991.
 - 72 B. Mei, Y. Zhou and K. S. Schweizer, Experimental tests of a theoretically predicted noncausal correlation between dynamics and thermodynamics in glass-forming polymer melts, *Macromolecules*, 2021, **54**(21), 10086–10099.
 - 73 A. Ikeda, L. Berthier and P. Sollich, Disentangling glass and jamming physics in the rheology of soft materials, *Soft Matter*, 2013, **9**(32), 7669.
 - 74 J. Mewis and P. Haene, *Prediction of rheological properties in polymer colloids*, Wiley Online Library, 1993. pp. 213–225.
 - 75 T. Shikata and D. S. Pearson, Viscoelastic behavior of concentrated spherical suspensions, *J. Rheol.*, 1994, **38**(3), 601–616.
 - 76 W. C. Poon, E. R. Weeks and C. P. Royall, On measuring colloidal volume fractions, *Soft Matter*, 2012, **8**(1), 21–30.
 - 77 Z. Cheng, J. Zhu, P. M. Chaikin, S. E. Phan and W. B. Russel, Nature of the divergence in low shear viscosity of colloidal hard-sphere dispersions, *Phys. Rev. E: Stat., Nonlinear, Soft Matter Phys.*, 2002, **65**(4), 041405.
 - 78 A. Sierou and J. F. Brady, Accelerated Stokesian Dynamics simulations, *J. Fluid Mech.*, 2001, 448.
 - 79 W. Van Meegen and S. M. Underwood, Glass transition in colloidal hard spheres: measurement and mode-coupling-theory analysis of the coherent intermediate scattering function, *Phys. Rev. E: Stat., Nonlinear, Soft Matter Phys.*, 1994, **49**(5), 4206.

