

REVIEW

View Article Online

View Journal | View Issue

Cite this: *Org. Chem. Front.*, 2025, 12, 1695Received 5th November 2024,
Accepted 26th December 2024

DOI: 10.1039/d4qo02079k

rsc.li/frontiers-organic

Recent advances in visible light-driven phosphine-mediated transformations

Jiaxu Feng,^a Luca Nicchio,^{b,c} Liting Liu,^a Yingying Wu,^a Kui Lu,^b Stefano Protti^b and Xia Zhao^d

The literature on the use of trivalent phosphines in the activation of electrophilic unsaturated reagents is large. However, the application of such derivatives for the generation of radical intermediates has received attention only in the past decade. This review provides a detailed description of the phosphine-mediated photocatalyzed and photoredox-catalyzed protocols for the formation of carbon–carbon and carbon–heteroatom bonds proposed in the last decade.

1. Introduction

Since the seminal experiments published in the early-1960s, the potential of trivalent phosphines as organocatalysts in synthesis has been intensively exploited.¹ However, in a large part of the literature available, the nucleophilic addition of the phosphine moiety on an electrophilic reactant (e.g. olefins, alkynes or allenes) promotes the formation of a reactive zwitterion species, which is then converted into the desired product^{2–10} via electron-pair-transfer reactions. On the other hand, only a few strategies based on a single-electron-transfer

(SET) mechanism have been proposed.¹¹ However, these SET strategies are based on the successful application of phosphines as redox active cocatalysts in photoredox-catalyzed processes.¹² Such premises have increased attention on the development of phosphine-promoted visible light-driven protocols, enabling chemical paths that are poorly or not accessible via thermal approaches. As described in Scheme 1, phosphine photo-organocatalysis has been reported to occur via three paths, namely:

(a) β -Scission of a phosphoranyl radical (path a). Trivalent phosphine undergoes photoinduced SET and the resulting radical cation $PR_3^{+\bullet}$ is trapped by a suitable (thio)alcohol R–XH. The resulting phosphoranyl radical releases a carbon-centred radical via β -scission of the C–X bond. The process is thermodynamically driven by the stoichiometric formation of a stable phosphine oxide or sulfide as the byproduct.

(b) α -Scission of a phosphoranyl radical (path b). The α -scission occurring in the phosphoranyl radical described in path b releases, via C–P bond homolytic cleavage, a carbon-centred radical. Such behavior is kinetically favored by the presence of an unpaired electron occupying a P–X antibonding

^aDepartment of Chemistry, College of Sciences, Tianjin University of Science & Technology, Tianjin 300457, China. E-mail: lukui@tust.edu.cn

^bPhotoGreen Lab, Department of Chemistry, University of Pavia, Viale Taramelli 12, 27100 Pavia, Italy. E-mail: stefano.protti@unipv.it

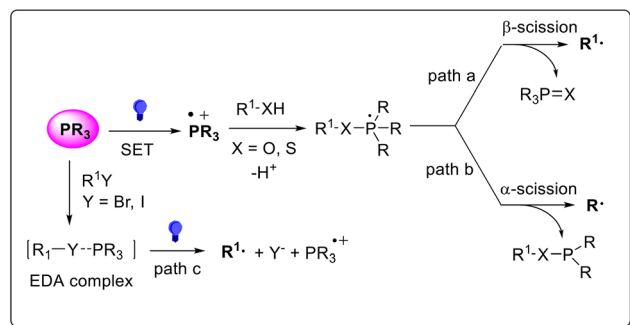
^cInstitut de Chimie des Substances Naturelles (ICSN), CNRS UPR 2301, Université Paris-Saclay, 1 avenue de la Terrasse, 91198 Gif-sur-Yvette Cedex, France

^dCollege of Chemistry, Tianjin Key Laboratory of Structure and Performance for Functional Molecules, Tianjin Normal University, Tianjin 300387, China. E-mail: hxxzyzhx@mail.tjnu.edu.cn

Jiaxu Feng was born in 1993 in Shanxi, China. She received her PhD degree from Nankai University in 2020 under the guidance of Prof. You Huang. She joined the Tianjin University of Science & Technology in 2020. Her research interests focus on organic small-molecular catalysis and photochemistry.

Luca Nicchio was born in 1998 in Peschiera del Garda, Italy. In 2020, he received his Master's degree in Chemistry at the University of Pavia (Italy) under the supervision of Prof. Maurizio Fagnoni (Photogreen Lab). Luca is currently a PhD student in a joint PhD program between Université Paris-Saclay and University of Pavia (Université Paris-Saclay International Joint PhD Program-Cotutelle 2022), under the supervision of Luc Neuville (DR2) and Prof. Stefano Protti. His research is focused on the development of new and green synthetic approaches through visible-light generation of radical intermediates from arylazo sulfones and arylazo sulfonates.





Scheme 1 Conceptual overview of phosphine-mediated photoredox processes.

orbital. The competition between paths a and b was described to depend strictly on the relative bond strengths of C–X and P–C bonds.¹³

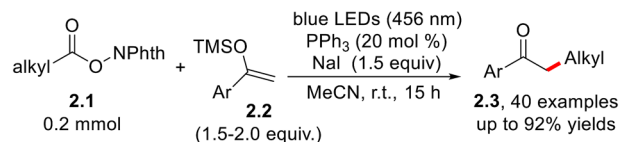
(c) Formation of an electron donor acceptor (EDA) complex. In some cases, a visible light-absorbing EDA complex¹⁴ could be formed *via* the *in situ* interaction of electron-poor alkyl halides (*e.g.*, perfluoroalkyl iodides) and trivalent phosphines *via* SET. The photoinduced homolytic cleavage of the C–halogen bond then affords the desired alkyl radical.¹⁴

As all the examined paths have been applied to organic synthesis, we aim to provide an overview of the most recent applications of phosphines in the visible light-driven formation of carbon–carbon and carbon–heteroatom bonds. The classification is based on the first chemical bond formed, in accordance with the proposed mechanism. The use of continuous flow conditions as well as the application of the developed procedures in late-stage functionalization approaches have been considered and discussed in the following sections.

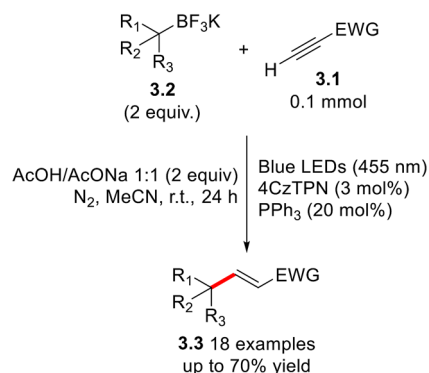
2. Formation of carbon–carbon bonds

2.1. Hydroalkylation reactions

The photocatalytic NaI–PPh₃ mediated decarboxylative alkylation of silyl enol ether **2.2** and redox-active esters **2.1** affords α -substituted acetophenones **2.3** in discrete-to-satisfactory yield. The reaction occurs under transition metal-free conditions (Scheme 2) in the presence of a stoichiometric excess of NaI.¹⁵ The same strategy also promotes the Minisci-type alkylation of N-heterocycles and an analogous enantioselective α -amino alkylation with the assistance of a chiral phosphoric acid in catalytic amounts.



Scheme 2 Light-driven, photocatalytic NaI–PPh₃-mediated decarboxylative alkylation of silyl enol ethers and nitrogen-based heterocycles.



Scheme 3 Giese-like functionalization of ynoates **3.2** by dual phosphine organocatalysis and photoredox catalysis.

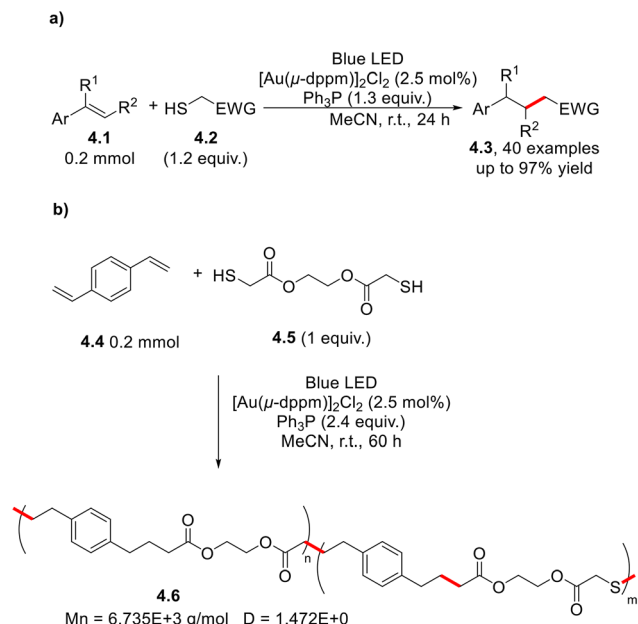
Shi and co-workers applied a photoredox-promoted hydroalkylation strategy to the preparation of a library of DNA-tagged alkenes using xanthates as the alkyl radical precursors in the presence of Ir[FCF₃(CF₃)ppy]₂(dtbbpy)PF₆ as the photoredox catalyst.¹⁶ Phosphine organocatalysis was merged with photoredox catalysis in the conversion of ynoates **3.1** to electron-poor olefins **3.3** under metal-free conditions, as described in Scheme 3.¹⁷ The procedure involves a Giese-like coupling of **3.1** with alkylating agents trifluoroborate salts **3.2** in the presence of 4-CzTPN as the photoredox catalyst.

Recently, mercaptans **4.2** have been proposed as electron-deficient precursors of carbon-centred radicals in the hydroalkylation of styrenes **4.1** under blue-light irradiation and in the presence of transition metal-based species [Au₂(μ -dppm)]₂ Cl₂ (Scheme 4a).¹⁸ Such a versatile strategy was successfully applied to the functionalization of small amino-acid fragments as well as the preparation of polymers (an example is given in Scheme 4b). The same target was achieved under photocatalyst-free conditions by Su and co-workers.¹⁹ They exploited the partial oxidation of triphenyl phosphine to the corresponding triphenylphosphine oxide which, in turn, forms an EDA complex with the yet unreacted PPh₃; the species is

Litig Liu was born in 1998 in Guangxi, China. She received her Bachelor's degree from Tianjin University of Science & Technology in 2020 and then pursued her Master's degree at Tianjin University of Science & Technology under the supervision of Prof. Kui Lu. Her research interests focus on photochemistry and organofluorine chemistry.

Yingying Wu was born in 2001 in Hebei, China. She received her Bachelor's degree from Langfang Normal University in 2023 and then pursued her Master's degree at Tianjin University of Science & Technology under the supervision of Dr Jiaxu Feng. Her research interests focus on organic small-molecular catalysis and photochemistry.





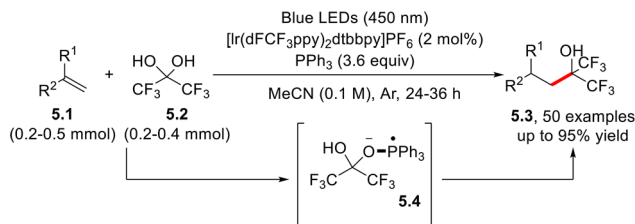
Scheme 4 Visible light-driven gold-catalyzed hydroalkylation of styrenes **4.1** in (a) synthesis and (b) polymerization processes.

responsible for both the absorption of light and initiation of the radical chain process.¹⁹

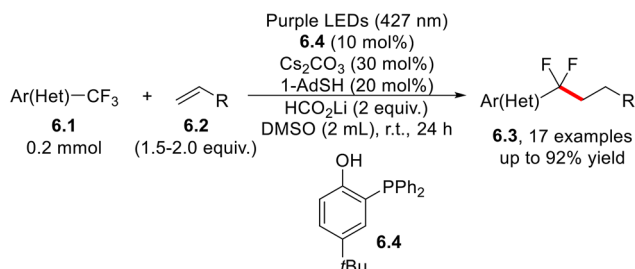
Perfluoroalkyl radicals have been generated and, in turn, employed for the hydroalkylation of electron-poor olefins (including fluoxetine and sertraline derivatives) from the hydrated form of hexafluoroacetone (**5.2**, Scheme 5) and trifluoroacetaldehyde.²⁰ In this case, a key role is played by the phosphoranyl radical **5.4**, arising from the coupling between the triphenylphosphine radical cation and **5.2**.²⁰

In situ deprotonation of phenol **6.4** generates the *o*-phosphinophenolate anion, which acts as a photoredox organocatalyst for activating trifluoromethyl groups in trifluoroacetamides, acetates, trifluoromethyl (hetero)arenes (**6.1**, Scheme 6) and even trifluoroalkanes. This approach enables the difluoroalkylation of non-activated alkenes and polyfunctionalized aromatics, including the antipsychotic compound trifluoroperazine.²¹

The difunctionalization of multiple bonds is one of the most widely adopted approaches for constructing structurally



Scheme 5 Photoredox-catalyzed phosphine-mediated bifunctionalization of electron-deficient alkenes.



Scheme 6 Photoredox-organocatalyzed difluoro(hetero)arylation and difluoroalkylation of non-activated olefins.

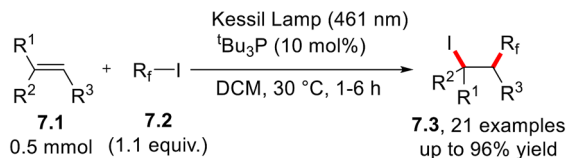
complex molecules.^{22–25} In this context, the 1,2-iodoperfluoroalkylation of alkenes *via* C–C and C–I bond formation was described to occur under visible light (461 nm) irradiation of a mixture of olefin **7.1** (Scheme 7), perfluoroiodoalkanes **7.2** and a catalytic amount of tri-*tert*-butylphosphine. The reaction mechanism involves an atom-transfer radical addition (ATRA) chain path initiated by the formation of an EDA complex between **7.2** and the *t*-Bu₃P organocatalyst.²⁶ The same synthetic target was achieved by having recourse to a merged photoredox/copper catalysed strategy, in the presence of *fac*-Ir(ppy)₃ as the photoredox catalyst and Cu(MeCN)₄⁺ as the cocatalyst, respectively.²⁷

A 1,3-carbobromination strategy for the conversion of allyl carboxylates **8.1** to isopropyl carboxylates (sIPC) **8.3** was reported recently in the literature (Scheme 8a).²⁸ The suggested non-chain-radical mechanism is shown in Scheme 8b. It involves the formation of a visible light-absorbing EDA complex **8.4** between the phosphine (dppm) and **8.2**. Upon

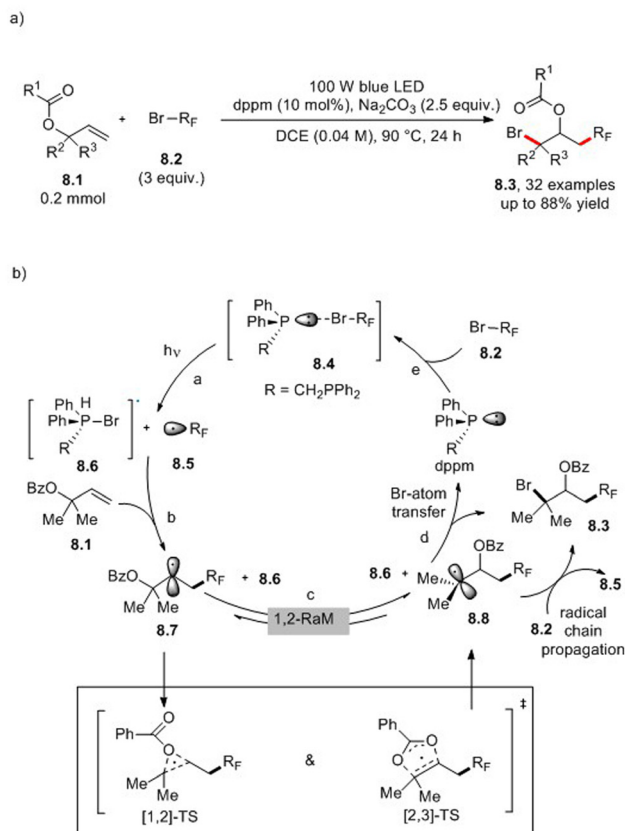
Kui Lu was born in Jiangxi Province, China, in 1981. He received his BS degree from China Agricultural University in 2002 and then a Ph.D. degree in organic chemistry from Peking University, China, in 2007 under the supervision of Professor Zhen Yang. After post-doctoral research in the laboratory of Professor Ohyun Kwon at the University of California, Los Angeles, U.S.A., he came back to China and worked as a group leader of medicinal chemistry in Bioduro Co., Ltd. In 2011, he started his independent career as an associate professor at Tianjin University of Science & Technology and was promoted to full professor in 2020. His research involves photochemistry, organosulfur chemistry and organofluorine chemistry.

Stefano Protti completed his PhD in Pavia (2007). Later he moved to LASIR Laboratory (Lille, France) at the iBitTec-S laboratory (CEA Saclay, France) carrying out studies on photocatalyzed oxidation reactions for energy storage; then, he moved to the University of Pavia, where he has served as Associate Professor since 2018. His research is mainly focused on the development of synthetic strategies driven by visible light.





Scheme 7 Visible light-induced photochemical 1,2-iodoperfluoroalkylation of alkenes.



Scheme 8 Photoinduced and phosphine-catalyzed difunctionalization of allyl carboxylates.

irradiation, **8.4** decompose in the bromo-phosphine **8.6** and alkyl radical **8.5** (path a). The latter is trapped by the olefin moiety in allyl carboxylate **8.1** (path b). The obtained secondary alkyl radical **8.7** undergoes 1,2-radical migration (1,2-RaM)

Xia Zhao was born in Tianjin, China, in 1983. She received her BS degree from Nan Kai University in 2006, and then a Ph.D. degree in organic chemistry from Peking University, China, in 2011 under the supervision of Professor Jianbo Wang. After that she started her independent career as an assistant professor at Tianjin Normal University and was promoted to full professor in 2021. Her research interests focus on photochemistry and organosulfur chemistry.

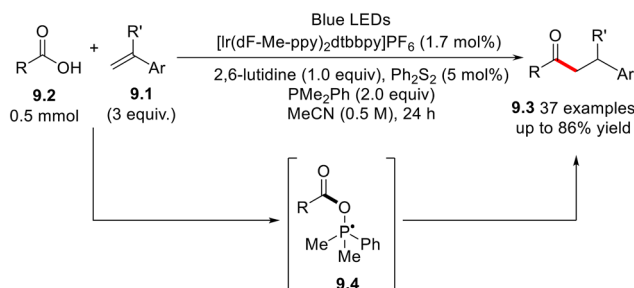
to generate the more stable intermediate **8.8** (path c). Subsequently, bromo-atom transfer from **8.6** to **8.8** affords the desired product (path d).²⁸

2.2. Acylation reactions

Aliphatic ketones play a crucial part in post-transformation and late-stage functionalization processes, making them privileged targets in organic synthesis.^{29,30} Symmetric and asymmetric dialkyl ketones **9.3** have been obtained *via* Ir(III)-photocatalyzed hydroacylation of styrenes (**9.1**, Scheme 9) by aliphatic acids **9.2** in the presence of diphenyl methyl phosphine, as reported in Scheme 9.³¹ In this case, a key role is played by the phosphoranyl radical **9.4** which, in turn, undergoes β -scission to release the desired acyl radical. Analogously, aromatic carboxylic acids have been employed as precursors of acyl radicals in the preparation of α,α' -diaryl carbonyls *via* photoredox-catalyzed acylation 1,6-conjugate addition to *p*-quinone derivatives.³² By following an analogous pathway, acyl oximes have been employed as the acyl radical precursors in the hydroacylation of 1,1-diarylethylenes and α -trifluoromethyl styrenes.³³

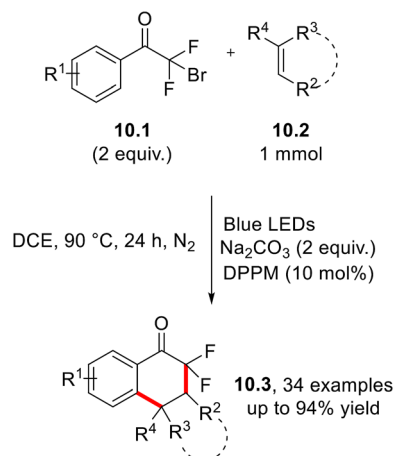
The photoinduced phosphine-catalyzed cyclization of bromodifluoroacyl arenes **10.1** with olefins has been applied recently to the preparation of a wide range of cyclic *gem*-difluoroacyl compounds **10.3** under photocatalyst-free conditions (Scheme 10).³⁴

Anhydrides **11.2** have been employed as acylating radical agents in the photocatalyzed conversion of alkenes **11.1** into 1,4-dicarbonyl derivatives (**11.3**, Scheme 11). In the proposed mechanism, the photoexcited photocatalyst ($[\text{Ir}(\text{dF}(\text{CF}_3)_2\text{ppy})_2(\text{dtbbpy})\text{PF}_6]^*$) undergoes reductive quenching by triphenyl phosphine. Then, the resulting radical cation $\text{PPh}_3^{+\bullet}$ is trapped by **11.2** to form the complex **11.4**, which allows the otherwise unfavorable reduction of the carboxylic moiety in **11.2** ($E_{1/2}^{\text{red}} = -1.41$ V vs. SCE) by Ir(II). The acyl radical **11.6** arising from the decomposition of intermediate **11.5** is, in turn, trapped by the C=C double bond of **11.1**. The resulting radical **11.7** undergoes reduction to carbanion **11.8**, which reacts with another molecule of **11.2** to form the diacylated product. In the presence of a proton source (*e.g.*, water), **11.8** is finally converted into the corresponding hydroacylated derivative **11.9**.³⁵

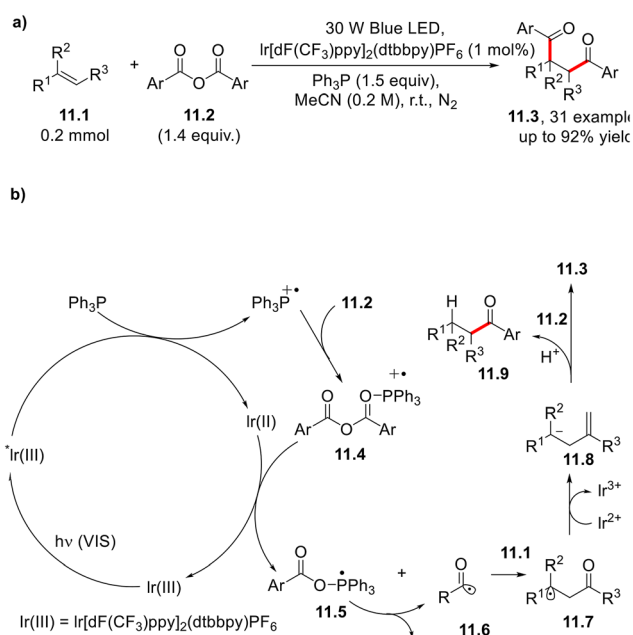


Scheme 9 Hydroacylation of styrenes **9.1** by carboxylic acids.



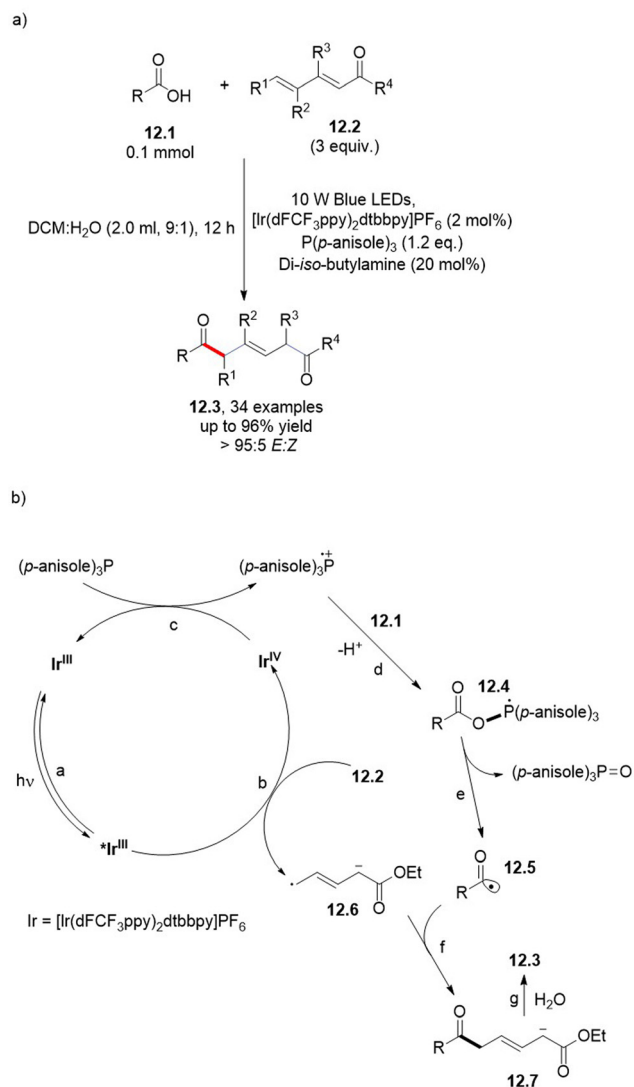


Scheme 10 Blue light-mediated, photocatalyst-free preparation of cyclic ketones **10.3**.



Scheme 11 (a) Visible light-driven photoredox-catalyzed 1,2-difunctionalization of olefins. (b) Suggested mechanism.

1,6-Dicarbonyl derivatives **12.3**^{36–38} are suitable, *via* a regioselective 1,6-addition of acyl radicals (in turn generated from carboxylic acids **12.1** under Ir(II) photoredox-catalyzed conditions), onto electron-deficient 1,3-dienes (**12.2**, Scheme 12a).³⁹ If exposed to visible light, the excited photoredox catalyst undergoes oxidative quenching by **12.2**, generating the radical anion **12.6** (Scheme 12b, paths a and b). As a result, triarylphosphine is oxidized through a SET, while restoring the starting photoredox catalyst (path c). The resulting phosphoranyl radical intermediate **12.4** (path d) decomposes and releases the acyl radical **12.5** (path e), which then



Scheme 12 Regioselective, photoredox-catalyzed decarboxylative acylation of electron-poor 1,3-dienes **12.2**.

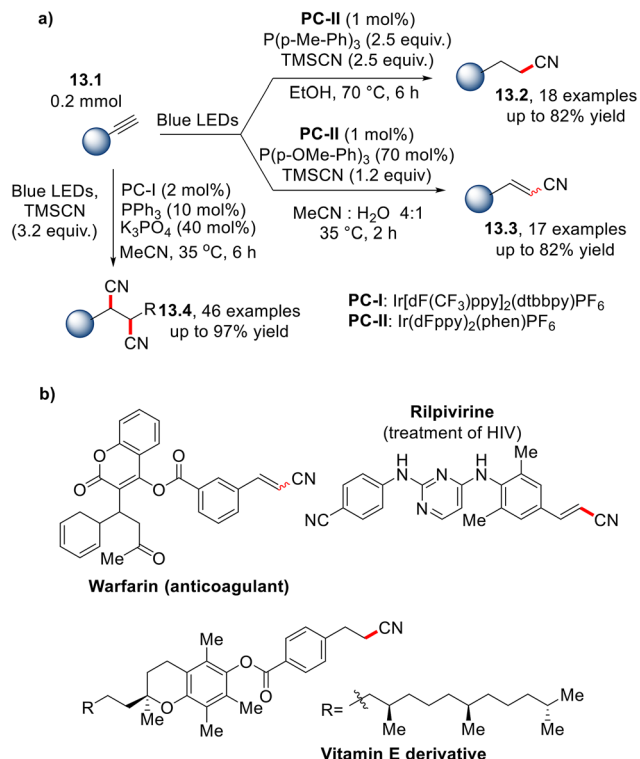
couples with **12.6** (path f). Protonation of the so-generated carbanion **12.7** by water (path g) affords the desired product **12.3**.³⁹

A divergent approach for the selective preparation of alkyl nitriles (**13.2**, Scheme 13a), alkenyl nitriles (**13.3**) and alkyl dinitriles (**13.4**) from alkynes has been proposed by Chu and co-workers.⁴⁰ As shown in Scheme 13a, the choice of phosphine is critical in determining the reaction outcome. Notably, a wide range of polyfunctionalized substrates, including warfarin analogues, pharmaceuticals, sugars and vitamin E, can be selectively functionalized under the tunable conditions (some examples are depicted in Scheme 13b).

2.3. Arylations

The incorporation of fluorine atoms and fluorine-containing functional groups into complex (hetero)aromatic cores is a flourishing research area in view of the opportunity to “fine



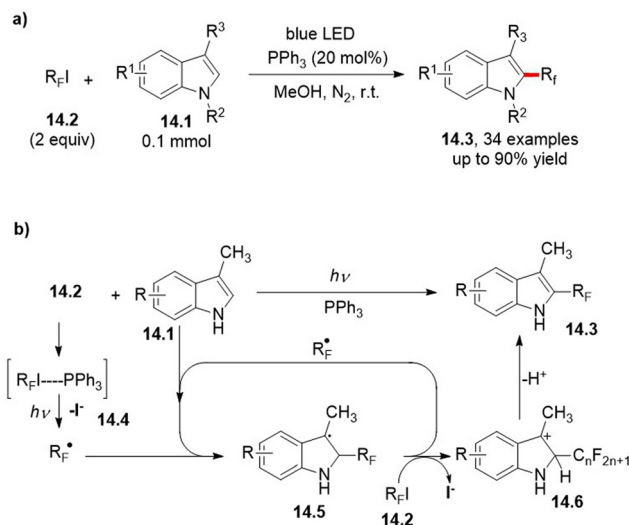


Scheme 13 (a) Phosphine/photoredox-catalyzed divergent cyanation of alkynes and (b) selected applications.

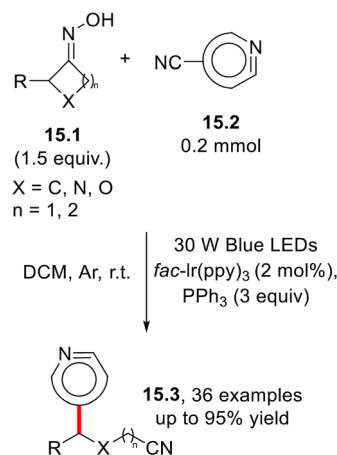
tune" key physicochemical properties, including (among others), solubility, metabolic stability and bioavailability.^{41–48} In this context, the use of phosphine as a radical initiator in the perfluoroalkylation of electron-rich heterocycles **14.1** (including indoles) has been proposed only recently. In the case described by Jin and co-workers,⁴⁹ and suitable for Scheme 14a, an EDA complex (**14.4**) between the chosen perfluoroalkyl iodide **14.2** and the phosphine catalyst is involved. Visible light-irradiation promotes a SET, and the so generated perfluoroalkyl radical **R_F•** which is, in turn, trapped by the heteroaromatic core. Thus, obtained radical species **14.5** is oxidized by another molecule of **14.2** to release, after deprotonation of the Wheland intermediate **14.6**, the desired product **14.3** and so restarting, simultaneously, the radical chain. The protocol was found to be successful also when starting from indoles conjugated to bioactive fragments such as zomipitran and melatonin.⁴⁹

Analogously, the introduction of a *gem*-difluoromethyl group into alkenes and (hetero)cyclic cores (including dimethyl uracil) has been reported to occur *via* a visible light-promoted phosphine-catalyzed difluoroalkylation strategy.⁵⁰

As mentioned above, nitrile is one of the most prevalent and versatile units in organic synthesis, acting as a precursor of different functional groups, including amines, aldehydes, amidines, ketones, carbamates and carboxylic acids.⁵¹ The research group of Yi accomplished an intriguing photoredox-neutral ring-opening pyridylation of cyclic oximes **15.1**



Scheme 14 Visible light-driven phosphine-catalyzed perfluoroalkylation of indoles.



Scheme 15 Photoredox-neutral ring-opening pyridylation of cyclic oximes.

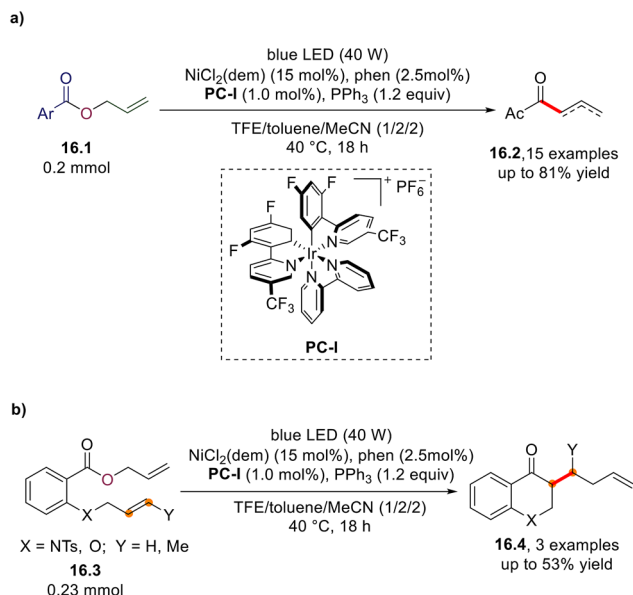
(Scheme 15) by cyanopyridines **15.2** to afford a wide array of pyridyl-alkylnitriles **15.3** with satisfactory selectivity (Scheme 15).⁵²

2.4. Extrusion reactions

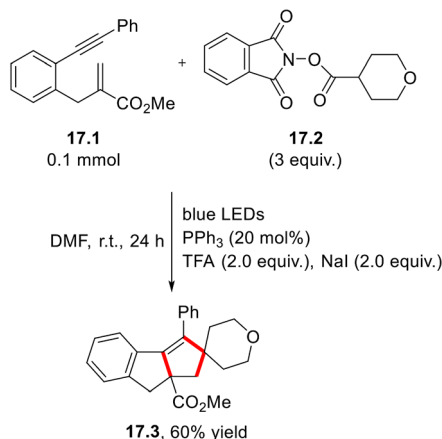
In 2023, Tobisu and co-workers described a nickel/Ir(III) photoredox/phosphine-promoted intramolecular C–C coupling occurring in allyl esters **16.1** for the preparation of asymmetric ketones **16.2** in good yield (Scheme 16a).⁵³ The same conditions have been applied to obtain a cyclic ketone (**16.4**, Scheme 16b) *via* functionalization of allyl esters bearing a tethered alkene moiety (**16.3**).⁵³

In 2019, Xu and co-workers described a single example of phosphine/iodide-based photocatalytic decarboxylative [2 + 2 + 1] annulation of 1,6-enynes and *N*-hydroxyphthalimide esters,





Scheme 16 Nickel/photoredox/phosphine-catalyzed preparation of ketones from allyl esters.



Scheme 17 Preparation of spiroderivative **17.3** via phosphine/iodide-based photocatalytic decarboxylative [2 + 2 + 1] annulation.

providing the corresponding cyclopenta[*a*]indene **17.3** in 60% yield (Scheme 17). The procedure can be considered to be a transition metal-free alternative to *fac*-Ir(ppy)₃-catalyzed approach described in the same study.⁵⁴

3. Formation of carbon–heteroatom bonds

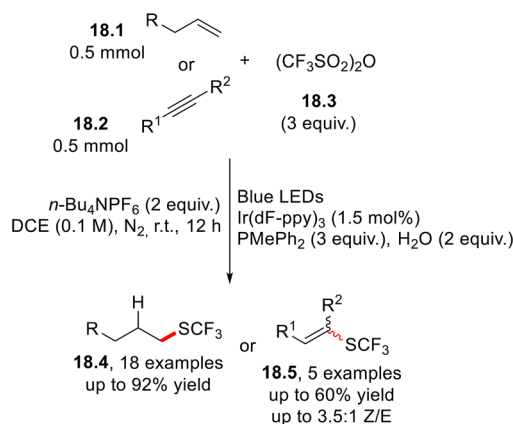
3.1. C–S bond formation

The incorporation of a trifluoromethylthio moiety (–SCF₃) in pharmaceuticals and agrochemicals enables fine tuning of their lipophilicity and electronic properties.^{44,47,55} Qing and

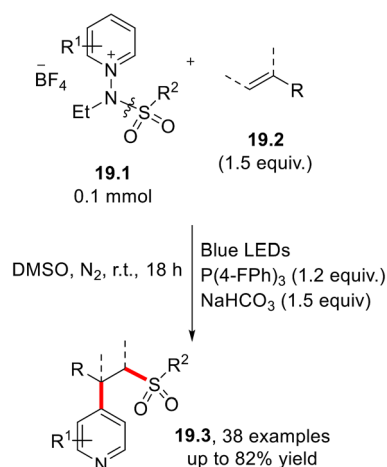
co-workers disclosed a facile and mild strategy for the Ir(II)-photoredox-catalyzed hydrotrifluoromethylthiolation of unactivated alkenes (**18.1**) or alkynes (**18.2**) using trifluoromethanesulfonic anhydride (Tf₂O) as the SCF₃ radical precursor in the presence of H₂O as the proton source (Scheme 18).⁵⁶

The visible light-induced hydrosulfonylation of alkenes in the presence of *N*-amidopyridium salts **19.1** as precursors of the sulfonyl radical has recently been proposed in a photocatalyst-free fashion *via* the formation of a photoreactive EDA complex between **19.1** and triphenyl phosphine (or HCO₃[–] anion, Scheme 19). Notably, the protocol was extended to the functionalization of bioactive molecules such as estrone and fructopiranoside.⁵⁷

Disulfides **20.1** have been employed as the sulfur source in the photoredox-catalyzed, alkoxy phosphine-mediated thioesterification of carboxylic acids **20.2** that was successfully applied to the functionalization of complex pharmaceutical-derived carboxylic acids, including the cholesteryl ester transfer protein inhibitor dalcetrapib (Scheme 20).⁵⁸

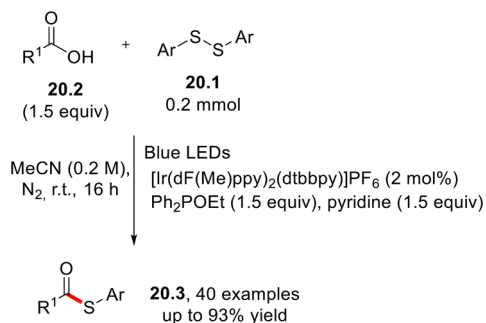


Scheme 18 Visible light-mediated hydrotrifluoromethylthiolation of unactivated alkenes and alkynes.



Scheme 19 1,2-Difunctionalization of olefins *via* blue light-driven C–aryl and C–S bond formation.



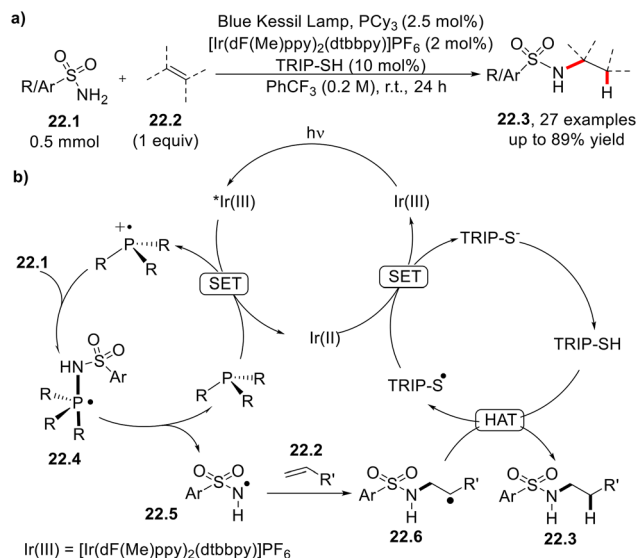


Scheme 20 Phosphine-mediated thioesterification of carboxylic acids **20.2**.

In 2021, Jiang and co-workers reported the photoredox catalytic phosphite-mediated deoxygenation and Wolff rearrangement of 1,2-diketones *via* ketenes to afford the corresponding (thio)esters (**21.4**, Scheme 21, path a) using the pyrazine derivative DPZ as the visible light-absorbing photocatalyst.⁵⁹ The same approach is on the basis of the preparation of β -lactams **21.5** (path b) *via* a Staudinger [2 + 2] cycloaddition with imines.⁶⁰

3.2. C–N bond formation

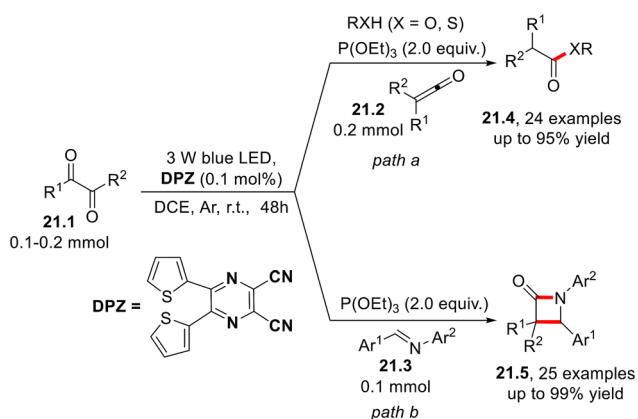
A photoredox-catalyzed anti-Markovnikov hydroamination of olefins **22.2** by sulphonamides **22.1** in the presence of tricyclohexylphosphine and TRIP-SH as the cocatalysts was described recently (Scheme 22a).⁶¹ As illustrated in Scheme 22b, the mechanism involves a merged photoredox/hydrogen atom transfer (HAT)/phosphine organocatalysis cycle. The P–N bond α -cleavage occurring in the radical intermediate **22.4**, in turn generated by coupling of PCy_3^{+} with **22.1**, plays a key role in the generation of the amido radical **22.5** which, in turn, is trapped by **22.2** to afford the intermediate **22.6**. The latter undergoes HAT with TRIP-SH to release the desired product.⁶¹ A similar visible light-driven anti-Markovnikov hydroamination of alkenes (including cyclic olefins and vinyl ethers) was



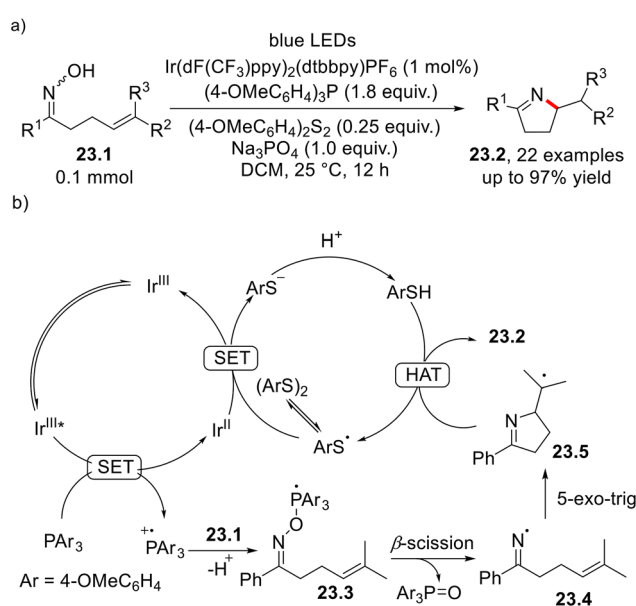
Scheme 22 Visible light-driven anti-Markovnikov hydroamination of olefins.

carried out using *N*-hydroxyphthalimide as the functionalizing agent and triethyl phosphite as the cocatalyst.⁶²

The synthesis of pyrrolines from γ,δ -unsaturated oximes (Scheme 23) was recently described to take place in the presence of $\text{Ir}(\text{dF}(\text{CF}_3)\text{ppy})_2(\text{dtbbpy})\text{PF}_6$, tris(4-methoxyphenyl) phosphine and 4-methoxyphenyl disulphide as the photoredox catalysts and cocatalysts, respectively.⁶³ This strategy is based on the reductive quenching of the photoexcited iridium catalyst by tris(4-methoxyphenyl)phosphine ($E_{\text{P}/2}[\text{Ar}_3\text{P}^+/\text{Ar}_3\text{P}] = +0.87 \text{ V vs. SCE}$), which is converted to the corresponding radical cation and adds itself onto the oxime moiety. The so-



Scheme 21 Photoredox catalytic phosphite-mediated deoxygenation and Wolff rearrangement of α -diketones.



Scheme 23 Light-driven intramolecular hydroimination of oximes **23.1**.



generated phosphoranyl radical **23.3** undergoes N–O bond β -cleavage to deliver the iminyl radical **23.4** which, in turn, undergoes intramolecular 5-*exo*-trig cyclization. HAT from 4-methoxythiophenol (arising from the corresponding disulfide) to the carbon-centered radical **23.5** affords the desired product.

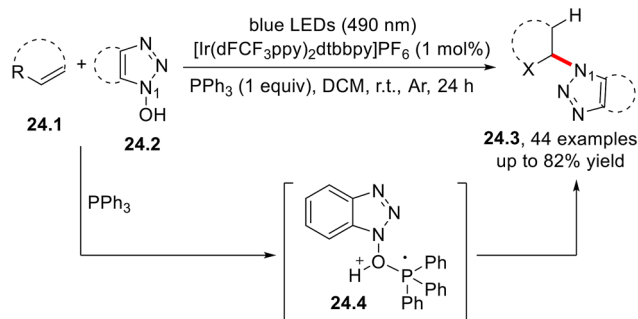
N-Hydroxyl azoles **24.2** (Scheme 24) were successfully employed in the regioselective hydroazolylation of alkenes under Iridium photoredox catalysis in the presence of triphenylphosphine. The N–O bond cleavage that occurs in the phosphoranyl radical cation **24.4** has been suggested to be the key step in the reaction mechanism. An analogous mechanism was exploited for the preparation of *N*-arylphthalimides *via* the photocatalyzed radical *N*-arylation of (hetero)aryl derivatives by *N*-hydroxyphthalimides.⁶⁴

The development of innovative strategies for the amidation of carboxylic acids is of interest in organic synthesis due to the widespread presence of amide moieties in fine chemicals, peptides, as well as in polymeric materials.^{65–70}

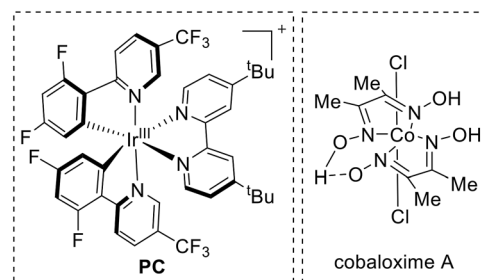
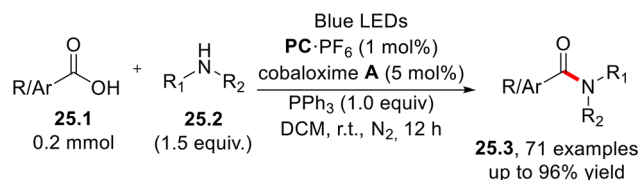
In this context, we noted the preparation of differently substituted amides *via* a merged photoredox/cobaloxime-catalyzed deoxygenative activation of carboxylic acid.⁷¹ The protocol, which requires PPh₃ as the redox active cocatalyst, has been employed on different biorelevant substrates and was considered for late-stage functionalization. Furthermore, the process has been optimized under continuous-flow conditions for the preparation of peptides in satisfactory yield (Scheme 25).^{71,72} Carboxylic acids have been used also as the acyl radical precursor in the preparation of differently substituted acyl hydrazides by deoxygenative hydroacylation of azobenzenes.⁷³

3.3. Carbon–halogen bond formation

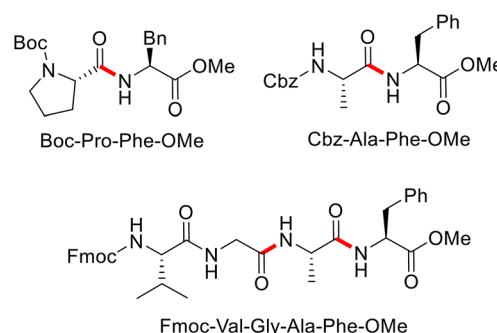
Carboxylic acid derivatives have been employed in the preparation of halogenated substrates *via* an acyl radical. *N*-(Acyloxy)phthalimides have been subject to triphenylphosphine-photocatalyzed iododecarboxylation using lithium iodide as the iodine source to afford a wide range of both cyclic and acyclic alkyl iodides (**26.2**, Scheme 26).⁷⁴ Notably, if an organic base (DBU) is added, **26.2** undergoes elimination to afford the corresponding alkene in a one-pot fashion.⁷⁴



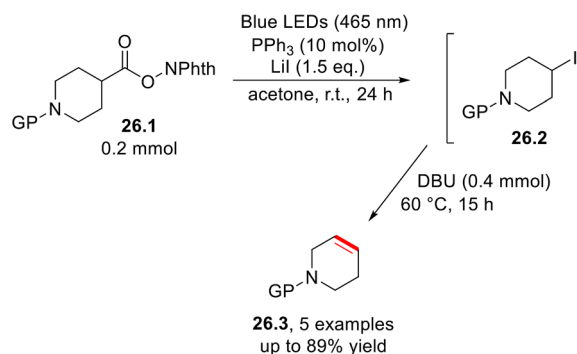
Scheme 24 Photoredox-catalyzed hydroazolylation of alkenes.



Selected examples for peptide synthesis



Scheme 25 Merged photoredox and cobaloxime preparation of amides *via* deoxygenative amidation of carboxylic acids.

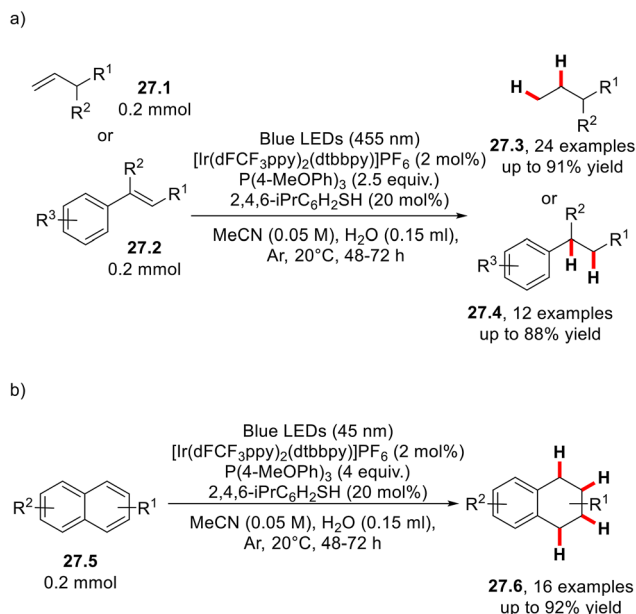


Scheme 26 Triphenylphosphine-photocatalyzed iododecarboxylation of *N*-(acyloxy)phthalimide.

3.4. Carbon–hydrogen bond formation

In 2023, Studer and co-workers established the photocatalyzed activation of water by the interaction of a phosphine radical, which could provide an H atom to react further with alkenes (**27.1** or **27.2**) under mild conditions (Scheme 27).⁷⁵ This transfer hydrogenation methodology has been applied to the reduction of naphthalenes **27.5**. Furthermore, photochemical





Scheme 27 Photocatalyzed activation of water and further application.

skeletal editing of 2-substituted quinolines can be achieved to afford 2,3-disubstituted indoles *via* a hydrogenative rearrangement in slightly modified conditions.⁷⁵

4. Conclusions

In recent years, radical phosphine chemistry has emerged as an elegant and prominent strategy for broadening the horizons of (visible) light-driven methodologies. Attention has been focused on the design of late-stage functionalization protocols for pharmaceutical design and synthesis of bioactive and natural molecules. Despite the advancements reported in the literature, there are several drawbacks that have not been solved. This is because the design of stereoselective processes is still underdeveloped and the use of triarylphosphines in stoichiometric excess^{56,75} involves the release of rather noxious phosphorous-based byproducts. In this context, research should focus on methodologies that employ trisubstituted phosphines as effective organocatalysts (*e.g.*, where an EDA complex with an electron poor alkyl halide is formed)²⁸ as a promising strategy to overcome these limitations.

Data availability

No primary research results, software or code have been included, and no new data were generated or analysed as part of this review.

Conflicts of interest

There are no conflicts of interest to declare.

Acknowledgements

K. L. and X. Z. thank National Natural Science Foundation of China (22077095 and 22277089, respectively). L. N. thanks IDEX Paris-Saclay, “ADI 2022” ANR-11-IDEX-0003-02 and Fondazione Cariplo (Photo and Mechano-Chemistry for the Upgrading of Agro- and Sea-food Waste to advanced polymers and nanocarbon materials, CUBWAM, project 2021-0751) for doctoral fellowships. L. N. and S. P. acknowledge support from the Ministero dell’Università e della Ricerca (MUR) and the University of Pavia through the program “Dipartimenti di Eccellenza 2023–2027”. S. P. is grateful to the Italian Ministry for Universities and Research, PRIN-PNRR, “Xilonite” project P2022HSF3R, for financial support.

References

- (a) J. L. Methot and W. R. Roush, Nucleophilic Phosphine Organocatalysis, *Adv. Synth. Catal.*, 2004, **346**, 1035–1050; (b) C. Gomez, J.-F. Betzer, A. Voituriez and A. Marinetti, Phosphine Organocatalysis in the Synthesis of Natural Products and Bioactive Compounds, *ChemCatChem*, 2013, **5**, 1055–1065; (c) Y. Wei and M. Shi, Multifunctional Chiral Phosphine Organocatalysts in Catalytic Asymmetric Morita–Baylis–Hillman and Related Reactions, *Acc. Chem. Res.*, 2010, **43**, 1005–1018; (d) A. Fraile, A. Parra, M. Tortosa and J. Aleman, Organocatalytic transformations of alkynals, alkynones, propiolates, and related electron-deficient alkynes, *Tetrahedron*, 2014, **70**, 9145–9173; (e) C. Xie, A. J. Smaligo, X.-R. Song and O. Kwon, Phosphorus-Based Catalysis, *ACS Cent. Sci.*, 2021, **7**, 536–558; (f) S. Xu and Z. He, Recent advances in stoichiometric phosphine-mediated organic synthetic reactions, *RSC Adv.*, 2013, **3**, 16885–16904; (g) S. Xu and Y. Tang, Catalytic Approaches to Stoichiometric Phosphine-Mediated Organic Reactions, *Lett. Org. Chem.*, 2014, **11**, 524–533. Trivalent phosphines also found wide application as ligands in several catalytic strategies, see for recent reviews: Y. Sun, B. Wang and Z. Lu, Ligand relay catalysis: a newly emerged synthetic strategy, *Org. Chem. Front.*, 2023, **10**, 4146–4160; S. S. Ng, W. H. Pang, O. Y. Yuen and C. M. So, Recent advances in the application of ligands in palladium-catalyzed chemo-selective coupling reactions at C–Br, C–OTf, and C–Cl sites, *Org. Chem. Front.*, 2023, **10**, 4408–4436.
- Y. Huang, J. Liao, W. Wang, H. Liu and H. Guo, Synthesis of heterocyclic compounds through nucleophilic phosphine catalysis, *Chem. Commun.*, 2020, **56**, 15235–15281.
- P. Karanam, G. M. Reddy, S. R. Koppolu and W. Lin, Recent topics of phosphine-mediated reactions, *Tetrahedron Lett.*, 2018, **59**, 59–76.
- H. Guo, Y. C. Fan, Z. Sun, Y. Wu and O. Kwon, Phosphine Organocatalysis, *Chem. Rev.*, 2018, **118**, 10049–10293.
- H. Li and Y. Lu, Enantioselective Construction of All-Carbon Quaternary Stereogenic Centers by Using



- Phosphine Catalysis, *Asian J. Org. Chem.*, 2017, **6**, 1130–1145.
- 6 A. Voituriez and N. Saleh, From phosphine-promoted to phosphine-catalyzed reactions by in situ phosphine oxide reduction, *Tetrahedron Lett.*, 2016, **57**, 4443–4451.
 - 7 W. Li and J. Zhang, Recent developments in the synthesis and utilization of chiral β -aminophosphine derivatives as catalysts or ligands, *Chem. Soc. Rev.*, 2016, **45**, 1657–1677.
 - 8 J.-L. Montchamp, Phosphinate Chemistry in the 21st Century: A Viable Alternative to the Use of Phosphorus Trichloride in Organophosphorus Synthesis, *Acc. Chem. Res.*, 2014, **47**, 77–87.
 - 9 L.-W. Ye, J. Zhou and Y. Tang, Phosphine-triggered synthesis of functionalized cyclic compounds, *Chem. Soc. Rev.*, 2008, **37**, 1140–1152; Y.-S. Chen, Y. Zheng, K. Tang, Z.-Z. Xie, Z.-P. Ye, M.-Z. Li, K. Chen, H.-Y. Xiang and H. Yang, [3 + 2] vs. [4 + 1] Annulation: revisiting mechanism studies on the phosphine-catalysed domino sequence of alkynoates and activated methylenes, *Org. Biomol. Chem.*, 2022, **20**, 4415–4420.
 - 10 An example merging thermal reactivity of trivalent phosphine and photocatalysis has been recently described: D. M. Whalley, L. Carlino, O. D. Putra, N. A. Anderson, S. C. Coote and O. Lorthioir, Merging Nucleophilic Phosphine Catalysis and Photocatalysis for the Rapid Assembly of 2-Oxabicyclo-[2.1.1]hexane Scaffolds from Feedstock Allyl Alcohols, *Chem. Sci.*, 2024, **15**, 19564–19570.
 - 11 D. Pan, G. Nie, S. Jiang, T. Li and Z. Jin, Radical reactions promoted by trivalent tertiary phosphines, *Org. Chem. Front.*, 2020, **7**, 2349–2371.
 - 12 K. Luo, W.-C. Yang and L. Wu, Photoredox Catalysis in Organophosphorus Chemistry, *Asian J. Org. Chem.*, 2017, **6**, 350–367 See for a recent example: K. Sedillo, F. Fan, R. R. Knowles and A. G. Doyle, Cooperative Phosphine-Photoredox Catalysis Enables N-H Activation of Azoles for Intermolecular Olefin Hydroamination, *J. Am. Chem. Soc.*, 2024, **146**, 20349–20356.
 - 13 Z.-Z. Xie, Z.-H. Liao, Y. Zheng, C.-P. Yuan, J.-P. Guan, M.-Z. Li, K.-Y. Deng, H.-Y. Xiang, K. Chen, X.-Q. Chen and H. Yang, Photoredox-catalyzed α -Scission vs. β -Scission of $\text{PR}_3\text{-OH}$ Radicals: Synthetic Utilizations and Mechanistic Studies, *Chemrxiv*, 2023, preprint, DOI: [10.26434/chemrxiv-2023-c645s](https://doi.org/10.26434/chemrxiv-2023-c645s).
 - 14 P. Wawrzyniak, A. L. Fuller, A. M. Z. Slawin and P. Kilian, Intramolecular Phosphine-Phosphine Donor-Acceptor Complexes, *Inorg. Chem.*, 2009, **48**, 2500–2506; Z. Yang, Y. Liu, K. Cao, X. Zhang, H. Jiang and J. Li, Synthetic reactions driven by electron-donor-acceptor (EDA) complexes, *Beilstein J. Org. Chem.*, 2021, **17**, 771–799; G. E. M. Crisenza, D. Mazzarella and P. Melchiorre, Synthetic Methods Driven by the Photoactivity of Electron Donor-Acceptor Complexes, *J. Am. Chem. Soc.*, 2020, **142**, 5461–5476; T. Tasnim, M. J. Ayodele and S. P. Pitre, Recent Advances in Employing Catalytic Donors and Acceptors in Electron Donor-Acceptor Complex Photochemistry, *J. Org. Chem.*, 2022, **87**, 10555–10563.
 - 15 M.-C. Fu, R. Shang, B. Zhao, B. Wang and Y. Fu, Photocatalytic decarboxylative alkylations mediated by triphenylphosphine and sodium iodide, *Science*, 2019, **363**, 1429–1434.
 - 16 P. R. Chheda, N. Simmons, D. P. Schuman and Z. Shi, Photoredox-Mediated Deoxygenative Alkylation of DNA-Tagged Alkenes with Activated Alcohols, *Org. Lett.*, 2022, **24**, 9514–9519.
 - 17 J. Cao, A. Seitz, J. A. Forni, A. Polyzos and D. W. Lupton, Radical Coupling Initiated by Organophosphine Addition to Ynoates, *Angew. Chem., Int. Ed.*, 2023, **62**, e202303869.
 - 18 L. Zhang, X. Si, Y. Yang, S. Witzel, K. Sekine, M. Rudolph, F. Rominger and A. S. K. Hashmi, Reductive C–C Coupling by Desulfurizing Gold-Catalyzed Photoreactions, *ACS Catal.*, 2019, **9**, 6118–6123.
 - 19 J. Su, J.-N. Mo, X. Chen, A. Umanzor, Z. Zhang, K. N. Houk and J. Zhao, Generation of Oxyphosphonium Ions by Photoredox/Cobaloxime Catalysis for Scalable Amide and Peptide Synthesis in Batch and Continuous-Flow, *Angew. Chem., Int. Ed.*, 2022, **61**, e202112668.
 - 20 Z.-Z. Xie, Y. Zheng, C.-P. Yuan, J.-P. Guan, Z.-P. Ye, J.-A. Xiao, H.-Y. Xiang, K. Chen, X.-Q. Chen and H. Yang, Photoredox-Catalyzed Deoxygenation of Hexafluoroacetone Hydrate Enables Hydroxypolyfluoroalkylation of Alkenes, *Angew. Chem., Int. Ed.*, 2022, **61**, e202211035.
 - 21 C. Liu, N. Shen and R. Shang, Photocatalytic defluoroalkylation and hydrodefluorination of trifluoromethyls using o-phosphinophenolate, *Nat. Commun.*, 2022, **13**, 354.
 - 22 F. Zhou, M. Li, H. Jiang and W. Wu, Recent Advances in Transformations Involving Electron-Rich Alkenes: Functionalization, Cyclization, and Cross-Metathesis Reactions, *Adv. Synth. Catal.*, 2021, **363**, 4841–4855.
 - 23 H. Yao, W. Hu and W. Zhang, Difunctionalization of Alkenes and Alkynes via Intermolecular Radical and Nucleophilic Additions, *Molecules*, 2021, **26**, 105.
 - 24 M. Patel, B. Desai, A. Sheth, B. Z. Dholakiya and T. Naveen, Recent Advances in Mono- and Difunctionalization of Unactivated Olefins, *Asian J. Org. Chem.*, 2021, **10**, 3201–3232.
 - 25 X. Chen, F. Xiao and W.-M. He, Recent developments in the difunctionalization of alkenes with C–N bond formation, *Org. Chem. Front.*, 2021, **8**, 5206–5228.
 - 26 L. Helmecke, M. Spittler, K. Baumgarten and C. Czekelius, Metal-Free Activation of C–I Bonds and Perfluoroalkylation of Alkenes with Visible Light Using Phosphine Catalysts, *Org. Lett.*, 2019, **21**, 7823–7827.
 - 27 V. S. Kostromitin, V. V. Levin and A. D. Dilman, Dual Photoredox/Copper Catalyzed Fluoroalkylative Alkene Difunctionalization, *J. Org. Chem.*, 2023, **88**, 6252–6262.
 - 28 G. Zhao, S. Lim, D. G. Musaev and M.-Y. Ngai, Expanding Reaction Profile of Allyl Carboxylates via 1,2-Radical Migration (RaM): Visible-Light-Induced Phosphine-Catalyzed 1,3-Carbobromination of Allyl Carboxylates, *J. Am. Chem. Soc.*, 2023, **145**, 8275–8284.



- 29 P. K. Prasad, R. N. Reddi and S. Arumugam, Recent methods for the synthesis of α -acyloxy ketones, *Org. Biomol. Chem.*, 2018, **16**, 9334–9348.
- 30 M. A. Fischbach and C. T. Walsh, Assembly-Line Enzymology for Polyketide and Nonribosomal Peptide Antibiotics: Logic, Machinery, and Mechanisms, *Chem. Rev.*, 2006, **106**, 3468–3496.
- 31 J. I. Martinez Alvarado, A. B. Ertel, A. Stegner, E. E. Stache and A. G. Doyle, Direct Use of Carboxylic Acids in the Photocatalytic Hydroacylation of Styrenes To Generate Dialkyl Ketones, *Org. Lett.*, 2019, **21**, 9940–9944.
- 32 G.-N. Li, H.-C. Li, M.-R. Wang, Z. Lu and B. Yu, Visible-Light-Induced Deoxygenative Acylation Aromatization of p-Quinone Methides with Carboxylic Acids, *Adv. Synth. Catal.*, 2022, **364**, 3927–3931.
- 33 L. Zheng, P.-J. Xia, Q.-L. Zhao, Y.-E. Qian, W.-N. Jiang, H.-Y. Xiang and H. Yang, Photocatalytic Hydroacylation of Alkenes by Directly Using Acyl Oximes, *J. Org. Chem.*, 2020, **85**, 11989–11996.
- 34 R. Li, Y. Li, Y. Liu, Y. Wang, J. Wu and F. Wu, Metal-free phosphine-catalyzed visible-light-induced radical cyclization of alkenes: access to cyclic gem-difluoroacyl scaffolds, *Org. Chem. Front.*, 2024, **11**, 3717–3723.
- 35 Y. Zhou, L. Zhao, M. Hu, X.-H. Duan and L. Liu, Visible-Light Photoredox-Catalyzed Divergent 1,2-Diacylation and Hydroacylation of Alkenes with Carboxylic Acid Anhydride, *Org. Lett.*, 2023, **25**, 5268–5272.
- 36 Y. Zhou, L. Zhao, M. Hu, X.-H. Duan and L. Liu, Visible-Light Photoredox-Catalyzed Divergent 1,2-Diacylation and Hydroacylation of Alkenes with Carboxylic Acid Anhydride, *Org. Lett.*, 2023, **25**, 5268–5272.
- 37 R. Suresh, I. Massad and I. Marek, Stereoselective tandem iridium-catalyzed alkene isomerization-cope rearrangement of ω -diene epoxides: efficient access to acyclic 1,6-dicarbonyl compounds, *Chem. Sci.*, 2021, **12**, 9328–9332.
- 38 D. Zhang, H. Cai, Y. Chen, L. Yin, J. Zhong, Y. Zhang and Q.-F. Zhang, Ring Opening of Donor-Acceptor Cyclopropanes with Acyclic 1,3-Diketones for the Synthesis of 1,6-Dicarbonyl Compounds, *J. Org. Chem.*, 2020, **85**, 14262–14270; L. Fu, D. M. Guptill and H. M. L. Davies, Rhodium(II)-Catalyzed C–H Functionalization of Electron-Deficient Methyl Groups, *J. Am. Chem. Soc.*, 2016, **138**, 5761–5764.
- 39 L. Zhang, Y. Li, Z. Guo, Y. Li, N. Li, W. Li, C. Zhu and J. Xie, Photoredox deoxygenative allylation of carboxylic acids via selective 1,6-addition of acyl radicals to electron-deficient 1,3-dienes, *Chin. J. Catal.*, 2023, **50**, 215–221.
- 40 Y. Zhang, Y. Han, S. Zhu, F.-L. Qing, X.-S. Xue and L. Chu, Light-Induced Divergent Cyanation of Alkynes Enabled by Phosphorus Radicals, *Angew. Chem., Int. Ed.*, 2022, **61**, e202210838.
- 41 R. Szpera, D. F. J. Moseley, L. B. Smith, A. J. Sterling and V. Gouverneur, The Fluorination of C–H Bonds: Developments and Perspectives, *Angew. Chem., Int. Ed.*, 2019, **58**, 14824–14848.
- 42 E. P. Gillis, K. J. Eastman, M. D. Hill, D. J. Donnelly and N. A. Meanwell, Applications of Fluorine in Medicinal Chemistry, *J. Med. Chem.*, 2015, **58**, 8315–8359.
- 43 J. Wang, M. Sánchez-Roselló, J. L. Aceña, C. del Pozo, A. E. Sorochinsky, S. Fustero, V. A. Soloshonok and H. Liu, Fluorine in Pharmaceutical Industry: Fluorine-Containing Drugs Introduced to the Market in the Last Decade (2001–2011), *Chem. Rev.*, 2014, **114**, 2432–2506.
- 44 Q. Liu, C. Ni and J. Hu, China's flourishing synthetic organofluorine chemistry: innovations in the new millennium, *Natl. Sci. Rev.*, 2017, **4**, 303–325.
- 45 V. Gouverneur and K. Seppelt, Introduction: Fluorine Chemistry, *Chem. Rev.*, 2015, **115**, 563–565.
- 46 R. Berger, G. Resnati, P. Metrangolo, E. Weber and J. Hulliger, Organic fluorine compounds: a great opportunity for enhanced materials properties, *Chem. Soc. Rev.*, 2011, **40**, 3496–3508.
- 47 S. Purser, P. R. Moore, S. Swallow and V. Gouverneur, Fluorine in medicinal chemistry, *Chem. Soc. Rev.*, 2008, **37**, 320–330.
- 48 K. Müller, C. Faeh and F. Diederich, Fluorine in Pharmaceuticals: Looking Beyond Intuition, *Science*, 2007, **317**, 1881–1886.
- 49 X. Gao, X. Pan, P. Wang and Z. Jin, Visible light-induced phosphine-catalyzed perfluoroalkylation of indoles, *Org. Chem. Front.*, 2022, **9**, 5790–5797.
- 50 H. Lu, D.-y. Wang and A. Zhang, Visible Light-Promoted Phosphine-Catalyzed Difluoroalkylation of Arenes and Heterocycles, *J. Org. Chem.*, 2020, **85**, 942–951.
- 51 X. Shu, Y.-Y. Jiang, L. Kang and L. Yang, Ni-Catalyzed hydrocyanation of alkenes with formamide as the cyano source, *Green Chem.*, 2020, **22**, 2734–2738.
- 52 T. Zou, Y. He, R. Liu, Y. Zhang, S. Wei, J. Lu, J. Wang, L. Wang, Q. Fu and D. Yi, Photoredox-neutral ring-opening pyridylation of cyclic oximes via phosphoranyl radical-mediated NO/CC bond cleavages and sequential radical-radical coupling, *Chin. Chem. Lett.*, 2023, **34**, 107822.
- 53 R. Shimazumi, R. Tanimoto and M. Tobisu, Nickel/Photoredox Dual-Catalyzed Conversion of Allyl Esters to Ketones via the Formal Deletion of Oxygen, *Org. Lett.*, 2023, **25**, 6440–6445.
- 54 M.-J. Jiao, D. Liu, X.-Q. Hu and P.-F. Xu, Photocatalytic decarboxylative [2 + 2 + 1] annulation of 1,6-enynes with N-hydroxyphthalimide esters for the synthesis of indene-containing polycyclic compounds, *Org. Chem. Front.*, 2019, **6**, 3834–3838.
- 55 N. A. Meanwell, Fluorine and Fluorinated Motifs in the Design and Application of Bioisosteres for Drug Design, *J. Med. Chem.*, 2018, **61**, 5822–5880.
- 56 Y. Ouyang, X.-H. Xu and F.-L. Qing, Hydrotrifluoromethylthiolation of Unactivated Alkenes and Alkynes with Trifluoromethanesulfonic Anhydride through Deoxygenative Reduction and Photoredox Radical Processes, *Angew. Chem., Int. Ed.*, 2019, **58**, 18508–18512.
- 57 J. Kim, M. Kim, J. Jeong and S. Hong, Unlocking the Potential of β -Fragmentation of Aminophosphoranyl



- Radicals for Sulfonyl Radical Reactions, *J. Am. Chem. Soc.*, 2023, **145**, 14510–14518.
- 58 J. J. Su, A. Chen, G. Zhang, Z. Jiang and J. Zhao, Photocatalytic Phosphine-Mediated Thioesterification of Carboxylic Acids with Disulfides, *Org. Lett.*, 2023, **25**, 8033–8037.
 - 59 H. Yang, H. Li, G. Wei and Z. Jiang, Photoredox Catalytic Phosphite-Mediated Deoxygenation of α -Diketones Enables Wolff Rearrangement and Staudinger Synthesis of β -Lactams, *Angew. Chem., Int. Ed.*, 2021, **60**, 19696–19700.
 - 60 L. Decuyper, M. Jukić, I. Sosić, A. Žula, M. D'Hooghe and S. Gobec, Antibacterial and β -Lactamase Inhibitory Activity of Monocyclic β -Lactams, *Med. Res. Rev.*, 2018, **38**, 426–503.
 - 61 A. J. Chinn, K. Sedillo and A. G. Doyle, Phosphine/Photoredox Catalyzed Anti-Markovnikov Hydroamination of Olefins with Primary Sulfonamides via α -Scission from Phosphoranyl Radicals, *J. Am. Chem. Soc.*, 2021, **143**, 18331–18338.
 - 62 Z.-P. Ye, Y.-Z. Hu, P.-J. Xia, H.-Y. Xiang, K. Chen and H. Yang, Photocatalytic intermolecular anti-Markovnikov hydroamination of unactivated alkenes with N-hydroxyphthalimide, *Org. Chem. Front.*, 2021, **8**, 273–277.
 - 63 W. Han, W.-D. Liu, J. Su and J. Zhao, Deoxygenation of oximes for the synthesis of pyrrolines via hydroimination cyclization, *Org. Biomol. Chem.*, 2023, **21**, 3350–3354.
 - 64 F. Zhu, Z. Qiao, N. He, C. Nong, Q. He, M. Xi, X. Song, J. Lin, J. Chen and Y. Jin, Photoredox catalyzed hydroazoylation of alkenes via phosphoranyl radicals, *Org. Chem. Front.*, 2024, **11**, 2839–2844.
 - 65 B. G. de la Torre and F. Albericio, The Pharmaceutical Industry in 2021. An Analysis of FDA Drug Approvals from the Perspective of Molecules, *Molecules*, 2022, **27**, 1075.
 - 66 M. Muttenthaler, G. F. King, D. J. Adams and P. F. Alewood, Trends in peptide drug discovery, *Nat. Rev. Drug Discovery*, 2021, **20**, 309–325.
 - 67 D. J. Drucker, Advances in oral peptide therapeutics, *Nat. Rev. Drug Discovery*, 2020, **19**, 277–289.
 - 68 C. Morrison, Constrained peptides' time to shine?, *Nat. Rev. Drug Discovery*, 2018, **17**, 531–533.
 - 69 A. Henninot, J. C. Collins and J. M. Nuss, The Current State of Peptide Drug Discovery: Back to the Future?, *J. Med. Chem.*, 2018, **61**, 1382–1414.
 - 70 D. J. Craik, D. P. Fairlie, S. Liras and D. Price, The Future of Peptide-based Drugs, *Chem. Biol. Drug Des.*, 2013, **81**, 136–147.
 - 71 J. Su, J.-N. Mo, X. Chen, A. Umanzor, Z. Zhang, K. N. Houk and J. Zhao, Generation of Oxyphosphonium Ions by Photoredox/Cobaloxime Catalysis for Scalable Amide and Peptide Synthesis in Batch and Continuous-Flow, *Angew. Chem., Int. Ed.*, 2022, **61**, e202112668.
 - 72 J. Su, J.-N. Mo, G. Zhang, Z. Jiang and J. Zhao, A practical approach for oligopeptide synthesis via synergistic photoredox, cobaloxime and organophosphorus triple catalysis, *Org. Chem. Front.*, 2023, **10**, 4895–4904.
 - 73 J. Yang, C. Wang, B. Huang, H. Zhou, J. Li and X. Liu, Photoredox Catalytic Phosphine-Mediated Deoxygenative Hydroacylation of Azobenzenes with Carboxylic Acids, *Org. Lett.*, 2024, **26**, 498–502.
 - 74 M.-C. Fu, J.-X. Wang and R. Shang, Triphenylphosphine-Catalyzed Alkylative Iododecarboxylation with Lithium Iodide under Visible Light, *Org. Lett.*, 2020, **22**, 8572–8577.
 - 75 J. Zhang, C. Mück-Lichtenfeld and A. Studer, Photocatalytic phosphine-mediated water activation for radical hydrogenation, *Nature*, 2023, **619**, 506–513.

