

ChemComm

Chemical Communications

Accepted Manuscript

This article can be cited before page numbers have been issued, to do this please use: A. Hernández-Monsalvo, P. Marín-Rosas, V. M. Trejos, N. E. Dávila Guzmán, J. de los Reyes, D. Solís-Ibarra, E. Lima, R. A. Peralta and I. A. Ibarra, *Chem. Commun.*, 2025, DOI: 10.1039/D5CC04442A.



This is an Accepted Manuscript, which has been through the Royal Society of Chemistry peer review process and has been accepted for publication.

Accepted Manuscripts are published online shortly after acceptance, before technical editing, formatting and proof reading. Using this free service, authors can make their results available to the community, in citable form, before we publish the edited article. We will replace this Accepted Manuscript with the edited and formatted Advance Article as soon as it is available.

You can find more information about Accepted Manuscripts in the [Information for Authors](#).

Please note that technical editing may introduce minor changes to the text and/or graphics, which may alter content. The journal's standard [Terms & Conditions](#) and the [Ethical guidelines](#) still apply. In no event shall the Royal Society of Chemistry be held responsible for any errors or omissions in this Accepted Manuscript or any consequences arising from the use of any information it contains.

ARTICLE

Supramolecular chemistry-based materials on SO₂ capture: Recent Advances

Antonio Hernández-Monsalvo^a Pablo Marín-Rosas,^b Víctor M. Trejos,^b Nancy E. Dávila-Guzmán,^c Jose Antonio de los Reyes,^d Diego Solís-Ibarra,^a Enrique Lima,^{*a} Ricardo A. Peralta^{*b} and Ilich A. Ibarra^{*a}

Received 00th January 20xx,
Accepted 00th January 20xx

DOI: 10.1039/x0xx00000x

The urgent need for efficient methods to detect, monitor, and capture toxic and hazardous sulfur dioxide (SO₂) has driven the development of new devices for this purpose. Due to its significant corrosiveness and highly toxicity, a key requirement for adsorbent materials is their ability to withstand deterioration, alongside possessing high gas sensitivity and selectivity. Within this domain, supramolecular chemistry has made substantial inroads through the development of innovative porous materials formed by the self-assembly of molecular building blocks, driven by diverse interactions. The complex architectures that result can be categorised as either extended networks, such as metal-organic frameworks (MOFs) and covalent organic frameworks (COFs); or as molecular cages, including metal-organic cages (MOCs) and porous organic cages (POCs). These materials have demonstrated high capture capacities, extremely sensitive detection limits, and even active sites for the catalytic transformation of adsorbed molecules. This review aims to highlight the primary contributions of these supramolecular materials to the experimental adsorption of SO₂, along with their most remarkable results.

Introduction

Today we are constantly exposed to a vast array of air pollutants. Among these, some pose a particularly significant risk, not only to human health but also to the delicate balance of ecosystems and the natural cycles of the environment. Such is the case of sulphur dioxide (SO₂), a corrosive and colourless gas that the World Health Organization (WHO) classifies as one of the most toxic chemicals for humans.¹ What makes this gas particularly alarming is not just its rapid spread, owing to its high solubility, or its devastating effects on aquifers and plant life through acid rain and the disruption of the natural sulphur cycle.² For example, a brief exposure to trace concentrations of this chemical – a mere 1.5 parts per million (ppm) for as little as 10 minutes – can instantly cause breathing difficulties in a healthy individual.³

In fact, air quality guidelines stipulate that the maximum tolerable human exposure to SO₂ is 175 parts per billion (ppb), which equates to 500 µg m⁻³, for ten-minute intervals, and a

daily average of 20 µg m⁻³ (8 ppb).⁴ Exceeding these limits can lead to serious health issues, including chronic inflammation or obstruction in the respiratory system and respiratory tract infections.⁵ Even a few minutes of exposure to 100 ppm can be fatal due to the rapid absorption of SO₂ through the skin and respiratory tract.^{1,6} Furthermore, SO₂ acts as a precursor to secondary pollutants, such as fine particulate matter (PM_{2.5}), which are also globally recognized as highly detrimental to health.⁷ The fact that such minute concentrations can be so harmful underscores the urgent need for highly efficient and sensitive methods to detect, monitor, and potentially capture SO₂ in environments that are at risk of contamination.

In recent years, sophisticated porous materials like metal-organic frameworks (MOFs) and molecular cages (MC) have demonstrated the ability to achieve this crucial and precise detection.⁸ It has been previously demonstrated that these materials exhibit excellent performance in both SO₂ capture and detection, not only maximizing gas uptake and storage, but also enabling cyclic reuse without compromising the inherent properties that make them such effective and sensitive adsorbents.

MOFs represent one class of porous crystalline materials based on supramolecular chemistry; they are characterized by metal ions self-assembly with organic ligands *via* coordination interactions,⁹ whereas a covalent bonded assembly of light elements building blocks (*e.g.*, C, H, O, N, and B) leads to the formation of covalent organic frameworks (COFs)¹⁰ Similarly, supramolecular porous materials, such as molecular cages, can be generated by an analogous process. Molecular cages possess internal cavities suitable for molecular storage, employing a host-guest system, and can also be differentiated by the nature

^a Laboratorio de Físicoquímica y Reactividad de Superficies (LaFREs), Instituto de Investigaciones en Materiales, Universidad Nacional Autónoma de México, Circuito Exterior s/n, CU, Del Coyoacán, 04510, CDMX., Mexico.

^b Departamento de Química, División de Ciencias Básicas e Ingeniería. Universidad Autónoma Metropolitana (UAM-I), 09340, CDMX, Mexico.

^c Universidad Autónoma de Nuevo León, UANL, Facultad de Ciencias Químicas, Av. Universidad, Cd. Universitaria, 66455 San Nicolas de los Garza, Nuevo León, Mexico.

^d Departamento de Ingeniería de Procesos e Hidráulica, División de Ciencias Básicas e Ingeniería, Universidad Autónoma Metropolitana-Iztapalapa, 09340 Ciudad de México, Mexico.



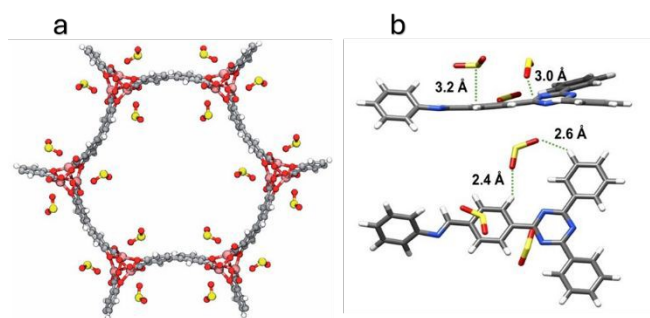


Figure 1: Molecular recognition interaction between active sites of a) MOF²⁰ and b) COF¹⁰ building blocks with SO₂ molecules.

of their constituent bonds. When coordination interactions are involved, it yields to Metal-Organic Cages (MOCs),¹¹ and Porous Organic Cages (POCs) are obtained through the self-assembly of organic monomers linked by covalent bonds.¹²

The reasons why MOFs, COFs, MOCs, and POCs are highly promising candidates for corrosive gas capture and sensing applications lie in the chemistry behind their formation, which is rooted in supramolecular chemistry. One of the fundamental principles of supramolecular chemistry is spontaneous self-assembly, which refers to the ability of molecules for selective coupling, as building blocks, to facilitate the formation of more complex and well-organized structures through forces considerably weaker than covalent bonds (*e.g.*, electrostatic forces, π - π interactions, hydrogen bonds and Van der Waals forces).^{9,13} The structure they adopt derived by their self-assembly which is responsible of their high porosity, providing both high adsorption capacity and a relatively high surface area.

Moreover, the specific types of interactions that maintain the structure of these complex materials lead to the formation of active sites, which function on a lock-and-key principle. When the interaction with the guest molecule (*i.e.*, SO₂) is favourable, the active site (host) will facilitate its binding through non-covalent forces.¹³ This exemplifies another fundamental principle of supramolecular chemistry: molecular recognition (Figure 1). Thus, the combination of high porosity and molecular recognition provides to these materials significant advantages compared to other adsorbents.

Porous complex materials exhibit a pronounced sensitivity, enhanced by guest-guest packing interactions that facilitates a more ordered arrangement of SO₂ within the pores,⁸ enabling the detection of trace amounts of SO₂. Some of these materials even possess robust structural and chemical stability, which supports facile regeneration for cyclical use without loss of crystallinity or porosity (material degradation).¹⁰⁻¹² In addition, the uptake of SO₂ in the internal cavities of these materials can trigger measurable changes in their optical, electrical, or mechanical properties. This effect can be applied in the development of molecular sensors, employing techniques such as spectroscopy or electrical conductivity measurements.¹⁰

Thus, the objective of this work is to discuss latest contributions to the meticulous design and application of these supramolecular porous materials in SO₂ capture and detection. Furthermore, it aims to encourage other research groups to

continue exploring the frontiers of this field, pushing the boundaries of what this branch of chemistry and materials science can achieve in terms of even greater performance.

Advances in chemistry-based materials

The binding of SO₂ to the various materials of interest exhibits specific characteristics for each. The interactions governing the adsorption of SO₂ molecules onto the surface are contingent upon the chemical and electronic properties of the surface. The active sites responsible for SO₂ binding on the material's surface are characterised by an inherent unsaturation of the binding forces between the constituent atoms of the solid structure.¹⁴ Characteristic features such as pores, surface defects, and even specific functional groups serve as localities where external molecules, such as SO₂, can readily adsorb through tailored interactions favoured by the intrinsic properties of these sites.

The two oxygen atoms within the SO₂ molecule predominantly act as Lewis bases, possessing non-bonding electrons that are readily available for donation.¹⁵ Depending on the specific adsorbent material, these oxygen atoms can serve as the primary binding sites for the molecule. Their versatility allows them to engage in a spectrum of interactions, ranging from strong coordination with highly charged, poorly polarizable, low-molecular-mass metal ions (hard metals) to both strong and weak hydrogen bonds with a variety of functional groups.¹⁶

In contrast, the sulphur atom behaves as a Lewis acid, which consequently shows a good affinity for accepting external electrons, making it particularly good at generating coordination bonds with electron-rich transition metals and weak S-O interactions. Similarly, if the material is porous and free of metal ions, van der Waals forces, weak noncovalent, and even covalent bonds can occur in the cavities.^{16,17} However, these interactions are not mutually exclusive; rather, combinations of different host-guest interactions can coexist within the same material.

The quantity and spatial arrangement of active sites across the solid's surface are intricately linked to the material's electronic and geometric structure. These sites can exhibit a preferential affinity for certain molecules over others, thereby imparting specificity and rendering the adsorption process selective. Consequently, this leads to a preferential order in the bonds formed between SO₂ molecules and the binding sites of porous supramolecular materials.

SO₂-MOFs

Given the highly corrosive and reactive nature of SO₂, the adsorbents employed for desulfurization must demonstrate exceptional stability and reversibility. Metal-organic frameworks (MOFs) are no exception

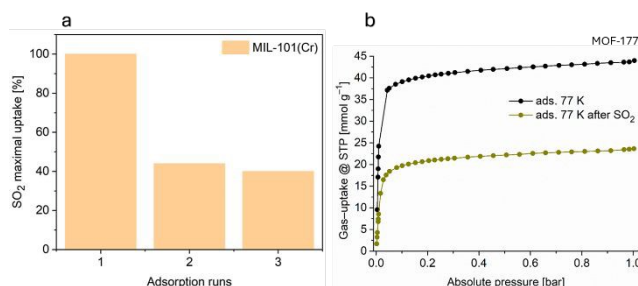


Figure 2: Loss in gas maximum uptake for MOFs a) MIL-101(Cr)¹⁸ and b) MOF-177¹⁷ after SO₂ exposure.



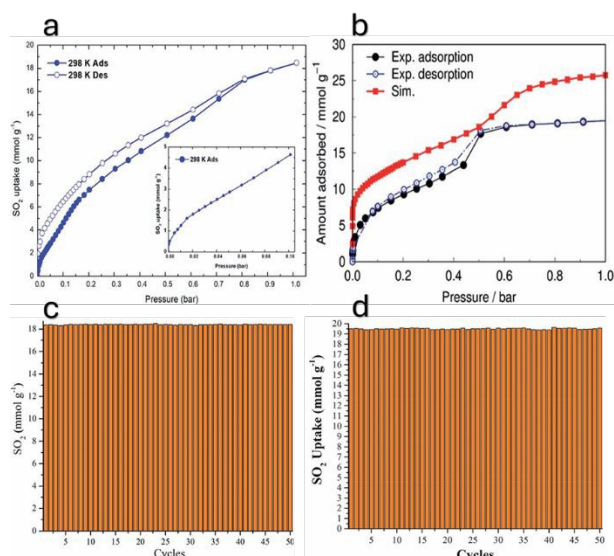


Figure 3: SO₂ experimental adsorption-desorption isotherms and cycles for: (a, c) MIL-101(Cr)-4F(1%)⁸ and (b, d) Mg₂(dobpdc)²⁰ at 298 K and up to 1 bar.

to this requirement. The strong coordination that can form between the sulphur atom of SO₂ and the metallic nodes within the MOF structure can, in fact, surpass the strength of the metal-ligand bonds. Consequently, this can lead to irreversible adsorption and even boost the material's degradation¹⁶. Such deterioration may manifest as a loss of crystallinity or a reduction in surface area stemming from the permanent occupation of active sites.^{17,19}

Indeed, adsorption reversibility and the prevention of material deterioration are just as critical as gas capture capacity and have posed significant challenges in optimizing the performance of MOFs for SO₂ adsorption, particularly for applications requiring cyclic operation.

The pursuit of SO₂-adsorbing MOFs exhibiting robust stability without compromising high uptake capacities was initially spurred by MOF-177.¹⁷ This material demonstrates an uptake of 25.7 mmol g⁻¹ (at 293 K and 1 bar) but undergoes significant deterioration following SO₂ adsorption. Subsequently, materials like UR3-MIL-101(Cr)¹⁸ and MFM-422¹⁹ also encountered this challenge. While achieving even higher uptakes of 36.7 and 31.3 mmol g⁻¹ (at 293 K and 1 bar), they also suffered from chemical instability, surface degradation, or pore blockage, leading to a reduction in porosity after the initial adsorption cycles (Figure 2).

More recently, significant contributions to this research have been presented with MOFs MIL-101(Cr)-4F(1%)⁸ and Mg₂(dobpdc).²⁰ These materials share key attributes, including noteworthy SO₂ capture capacities of 18.4 mmol g⁻¹ and 19.5 mmol g⁻¹ respectively (at 293 K and 1 bar) and remarkable resilience, by retaining their structural integrity, crystallinity, and surface area after SO₂ adsorption under both dry and humid conditions, even after 50 cycles (Figure 3). This underscores complete reversibility in the adsorption process, along with selective adsorption of SO₂ over other gases such as CO₂ or N₂.

Additionally, both MIL-101(Cr)-4F(1%) and Mg₂(dobpdc) exhibit sensitive detection limits at low pressures, positioning them as promising candidates for the development of detectors and separators for gas mixtures containing SO₂.

Following this important contribution, further advancements have continued to enhance the performance of SO₂-adsorbing MOFs. State-of-the-art materials, such as the highly porous MOF Zr-TPA²¹

and the MOF designated SJTU-220²², have achieved impressive sorption capacities of 22.7 mmol g⁻¹ and 29.6 mmol g⁻¹ (at 298 K and 1 bar), respectively, both exhibiting excellent recyclability and sustained stability. Ongoing research in this application of MOFs is significantly contributing to the development and refinement of efficient SO₂ adsorbent solids, while continuous progress takes deeper our understanding of the molecular interactions governing SO₂ sorption on these supramolecular materials.

SO₂-COFs

Similar to MOFs, covalent organic frameworks (COFs) are highly porous materials characterised by extended crystalline structures formed by exclusively linking organic molecular building blocks *via* robust covalent bonds. These inherent bonds endow COFs with exceptional stability, rendering their crystalline structure remarkably resistant to modification, even upon interaction with external agents or under harsh conditions. Consequently, they are inherently appealing for versatile adsorption and storage applications involving hazardous gases, including corrosive ones like SO₂, which contribute to atmospheric pollution.²³

The inherent nature of the cross-linked functional groups within COF structures provides a diverse array of host-guest binding sites for SO₂ molecules. These interactions are not limited to a single type; rather, they concurrently promote a wide spectrum of bonds with different binding strengths. While the π -electron densities present within the building blocks (*i.e.*, aromatic rings and nitrogen atoms lone pairs) strongly interact with adsorbed SO₂, potentially leading to hysteresis, weaker bonds like hydrogen bonds exert a nearly imperceptible individual effect. However, collectively, these interactions facilitate both in-plane and out-of-plane adsorption along the structure of the mesoporous material.^{10, 23}

Despite these favourable attributes, the exploration of COFs as SO₂ adsorbents has been relatively limited. PI-COF-m10 stands out as an early example in this area; this imine-based COF was functionalized with DMMA as a modulator to lower the energy barrier for SO₂ desorption. While complete reversibility was achieved over 5 cycles with an adsorption capacity of 6.30 mmol SO₂ g⁻¹, the incorporation of the modulator resulted in alterations to the crystal structure, leading to an increase in amorphous regions and a reduction in the overall sorption capacity.^{23, 24}

The integration of active groups or metallic atoms to dope the structure of COFs has also been proposed to improve the efficiency of these materials in capturing specific molecules such as SO₂. In the COF-DC-8, the nickel atoms found throughout its 2D structure improve its three-dimensional electronic conductivity, compared to pure organic solid. This increases the potential to amplify the alignment of π -conjugated units and improves charge transport

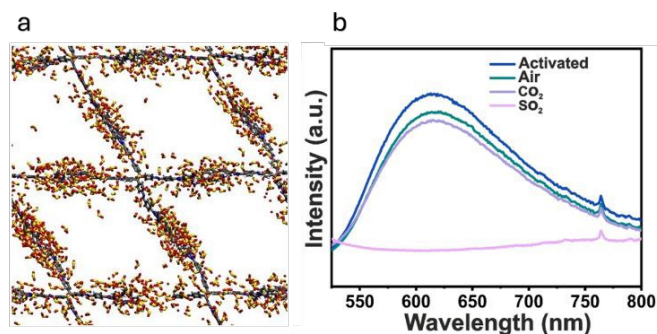


Figure 4: SonoCOF-9 a) structural interaction with SO₂ molecules, b) photoluminescent emission spectrum with air, CO₂, and after SO₂.¹⁰



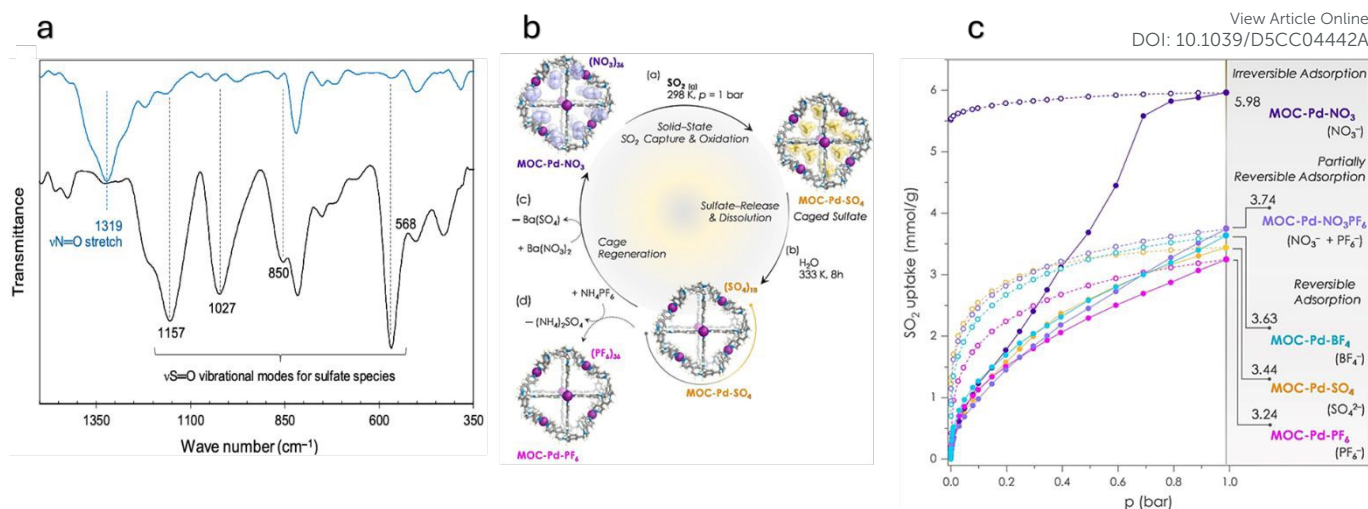


Figure 5: a) Change in FTIR spectra before (blue) and after (black) SO₂ exposure²⁸ and b) catalytic cycle of Pd-NO₃ MOC (cage 1). c) SO₂ adsorption-desorption isotherms for Palladium-based MOCs with different counterions.¹¹

through space, achieving increased sensitivity and being able to quantify gas molecules adsorbed on its surface within the order of ppb through changes in chemoresistivity.^{23, 25}

In the case of COF-105, density functional theory (DFT) calculations indicate that incorporating a single transition metal atom, Sc(III), within its building blocks can significantly promote the formation of adsorption complexes between the adsorbed SO₂ gas molecule and the metal-doped COF. This doping strategy is predicted to enhance the interaction energy by up to an order of magnitude compared to the undoped material. This enhancement is attributed to donor-acceptor delocalization occurring between a lone pair of electrons on an oxygen atom of SO₂ and the Sc(III) atom within the COF framework.^{23, 26}

Against this scenery, the most recent significant advancement in this field has been the development of SonoCOF-9.¹⁰ Functionalized with imine and aromatic units, this material demonstrates remarkable chemical stability in the presence of SO₂, maintaining a consistent capture capacity of 3.5 mmol g⁻¹ over 50 adsorption-desorption cycles without any loss in crystallinity or porosity. Moreover, its strong interaction energy with SO₂ renders it highly selective and sensitive to this gas, capable of detecting concentrations as low as 6.4 ppb, when THF is used as a dispersing medium.

Additionally, fluorescence spectroscopy can be used to make SonoCOF-9 perform as a sensitive SO₂ sensor. When SO₂ molecules adsorb onto its surface, the intensity of its emission spectrum dramatically decreases (Figure 4). This contribution underscores the considerable potential of this material for detection, without the need of doping, while also exhibiting notable selectivity for the recognition and separation of gas mixtures, since the emission lessening described does not occur with other adsorbates.

Research into the application of COFs for the adsorption of corrosive gases such as SO₂ is anticipated to undergo continued expansion and intensification, to optimal performance for these materials in the years ahead. The ongoing exploration of the potential in this class of materials is poised to unlock novel applications and insights that currently remain undiscovered.

SO₂-MOCs

Metal-organic cages (MOCs) are also supramolecular structures formed through the self-assembly of metal ions and organic ligands through coordination interactions. This process yields highly symmetrical, nanometric structures featuring pseudospherical cavities that are ideal for encapsulating spherical guest molecules.²⁷ Moreover, MOCs demonstrate high solubility in polar solvents, including water.²⁸ Consequently, these properties make MOCs excellent candidates for molecular capture and separation applications.

Reports continuously emerge showcasing the enhanced and selective adsorption of gaseous compounds by these materials, whether in the gas phase, in solution, or even when dispersed within polymer membranes.²⁹ Beyond adsorption, their potential for heterogeneous catalysis is also being actively investigated. For instance, recent research highlights the successful application of MOCs in efficiently and selectively catalysing the conversion of chemical species such as iodine and carbon dioxide (CO₂) on their surfaces.^{27,30} However, the capture of SO₂ using MOCs has remained largely unexplored to date.

The initial study exploring the interaction of SO₂ with MOCs was published in 2021.²⁸ Palladium-based MOC, specifically [Pd₆L₈](NO₃)₃₆ (referred to as cage 1) was selected for this investigation due to its well-defined hexapalladium(II) matrix. This material, possessing a pseudo-cubic molecular structure, demonstrated a remarkable SO₂ adsorption capacity of 6.0 mmol g⁻¹ at 1.0 bar, especially considering its relatively modest surface area of 111 m² g⁻¹. This significant finding underscored the effectiveness of cage 1 for competent SO₂ adsorption.

Further analysis revealed that the Pd(II) binding sites within cage 1 form strong bonds with SO₂ molecules, promoting their oxidation to sulphate species. The presence of hysteresis during gas adsorption, indicative of structural changes, confirmed the chemisorption of SO₂ onto the metal centres (Figure 5a). The adsorption enthalpy (ΔH_{ads}), calculated using the Clausius-Clapeyron method, was approximately -50 J mol⁻¹, signifying a strong interaction. However, this robust cage-SO₂ interaction presents a challenge to the cyclability of the material. Cage 1 experienced a



Material	Uptake (0.01–1 bar) at 298 K (mmol g ⁻¹)	Surface area (m ² g ⁻¹)	Adsorption type	Reversibility	$\Delta H^{\circ}_{\text{ads}}$ (kJ mol ⁻¹)	Selectivity (SO ₂ :CO ₂) molar ratio	No. Cycles	Material deterioration	Ref.
MOF: MIL-101(Cr)- 4F(1%)	4.6 - 18.4	2176	Physisorption (hysteresis at low pressures)	Reversible	-54.3	Not compared	50	Not observed	8
MOF: Mg ₂ (dobpdc)	3.37 - 19.5	3300	Physisorption	Reversible	-36.6	Greater affinity for SO ₂	50	Water retention (wet conditions)	20
COF: SonoCOF-9	0.9 - 3.5	1147	Physisorption	Reversible	-42.3	12.93 (10:90) 25.44 (1:99)	50	Not observed	10
MOC: Pd ₆ L ₈ Cage 1	3.2 - 6.0	111	Chemisorption/ Physisorption	Irreversible with NO ₃ counterions. Reversible with other counterions.	-48.8 to -64.4	78.3 (10:90)	5	Not observed	11, 28
POC: 6FT-RCC3	3.57 - 13.78	396	Physisorption	Reversible	-43.03	Not compared	50	Loss in crystallinity	12
HOF: HOF-NKU-1	3.02 - 6.74	200	Physisorption	Reversible	-50	7331 (10:90)	3	Not observed	40

Table 1: Comparison of the experimental performance of various stable supramolecular materials for sulfur dioxide (SO₂) adsorption.

drastic loss of over 99% of its reported adsorption capacity between the first and second cycles. This rapid decline strongly suggests that the adsorbate immediately occupies the primary binding sites, even at low SO₂ concentrations.

Following this strong binding of SO₂ gas within cage 1, a significant process of oxidation occurred. The presence of highly oxidising nitrate ions facilitated anion metathesis reactions, effectively converting the initial nitrate salt, [Pd₆L₈](NO₃)₃₆, into a sulphate salt, [Pd₆L₈](SO₄)₁₈. Thus, the overarching chemisorption mechanism observed in cage 1 can be summarised as a two-step process: 1) the strong direct interaction of SO₂ molecules directly with the Pd(II) metal centres, and 2) subsequent oxidation to sulphate species, driven by the nitrate counterions (See Figure 5b).

Subsequent research reported in 2024,¹¹ further investigated the application of this Pd(II)-based cage as a catalyst for the surface-mediated conversion of SO₂ into less hazardous and more manageable sulphate salts. This later work explored the impact of various counterions (PF₆⁻, BF₄⁻, or SO₄²⁻) on the binding and subsequent oxidation process, moving beyond the initially studied nitrate (NO₃⁻).

Interestingly, while NO₃⁻ proved to be the most effective counterion for promoting catalysis, the palladium MOCs incorporating these new counterions still exhibited a high adsorption capacity for SO₂. Crucially, with these alternative counterions, the adsorption process became reversible (physisorption), significantly enhancing the material's cyclability (Figure 5c). This allowed for up to five effective cycles of SO₂ capture and release.

Another important contribution of this study was the demonstration of binding selectivity for SO₂ over CO₂ during surface capture and transformation. A notable selectivity of 78.3 (molar ratio 10:90) was achieved, which highlights the potential of these MOCs for targeted SO₂ removal in mixed gas streams.

The successive investigation into cage 1 for the capture and posterior oxidation of SO₂ has unveiled previously undocumented characteristics for MOCs interacting with this chemical species (See Table 1). These findings emphasize several key properties that position these MOCs as potential catalysts for SO₂ transformation,

even within complex gas mixtures. The MOCs demonstrated efficient capture and conversion of SO₂, with the rate being dependent on the specific counterions incorporated.

The aptitude of these MOCs as effective catalysts for SO₂ transformation -endorsed by the considerable improvement in the MOCs' ability to be recycled, their resistance to degradation, which is crucial for long-term applications, their selectivity for adsorbing SO₂ in gas mixtures and simple synthesis methods in water- paves the way for exciting future research. Exploring and analysing MOCs will undoubtedly continue to reveal their fascinating nature and diverse potential applications in environmental remediation and catalysis.

SO₂-POCs

As previously discussed, discrete crystalline porous materials offer distinct advantages over extended systems, with their processability in solution being a primary benefit. Porous organic cages (POCs) are constructed through the covalent bonding of organic building blocks, which denotes these materials with remarkable chemical and thermal stability.^{31,32}

Similar to metal organic cages, POCs possess internal cavities and windows that allow access to guest molecules. They also exhibit solubility in a wide range of common organic solvents. This inherent

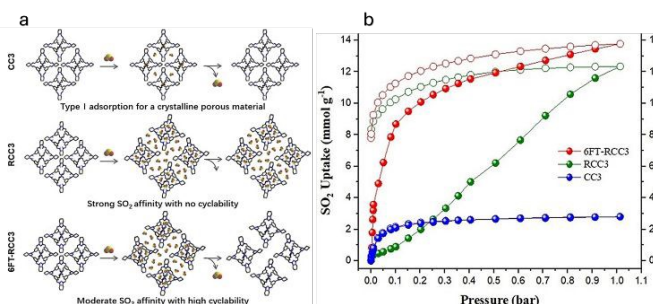


Figure 6: Structural simulation of a) crystalline and b) amorphous CC3 packing, with N₂ molecules (blue) adsorbed. c) SEM image of CC3

crystals. d) N_2 adsorption-desorption isotherm for CC3 cage (red) and other amorphous POC, ASPOC (blue).³² processability facilitates the development of POC-based interphases, such as thin films or composites, which might not be achievable with other types of porous materials.³² Consequently, their most conceivable applications lie in gas separation and storage.

Due to their distinctive advantages, POCs have been studied as adsorbents, particularly for gases and pollutants. Among these, the imine known as CC3 stands out. CC3 is a tetrahedral cage synthesized from 1,3,5-triformylbenzene and (R,R)-1,2-cyclohexanediamine. Its derivatives include the reduced secondary amine version (RCC3) and a more rigid tertiary amine functionalization (6FT-RCC3). They are recognised as flexible amine cages with morphological stability under both acidic and basic conditions, and for maintaining porosity in the solid state.³³

These POCs have demonstrated to retain porosity even after adsorbing gas molecules,³¹ and remarkably, even when incorporated into thin films and membranes. Therefore, impressive sorption and permeability capacities have been reported for various gases, such as CO_2 , CH_4 , N_2 , and H_2 , across different exposure interfaces.

However, experimental studies for the corrosive gas SO_2 with POCs had been limited. With research primarily confined to *in silico* modeling of the CC3 cage. Through canonical Monte Carlo simulations, employing the vdW3 force field with double hybrid functional and dispersion correction (B2PLYP-D3), researchers were able to simulate the adsorbate-adsorbent interactions with SO_2 gas molecules.³⁴ In 2021 the first experimental study specifically focused on SO_2 adsorption by these covalent cages was reported.¹² In that work, CC3, RCC3, and 6FT-RCC3 were selected as SO_2 adsorbents due to the presence of nitrogen in their functional groups, which confers a high affinity for interaction with this gas.

The reversibility of the adsorption process was also a key focus, and to complement the experimental findings, computational calculations were performed using density functional theory (DFT) methods, incorporating appropriate approximations, corrections, and parameters. These calculations were performed with Gaussian

16 software and aimed to provide a deeper understanding of the host-guest dynamics. This comprehensive approach allowed for a direct comparison between the experimental results, the computational calculations, and the prior simulations.

The experimental results from the three discrete crystalline molecules—CC3, RCC3, and 6FT-RCC3—tested for SO_2 adsorption revealed varying degrees of capture capacity and reversibility. At 1 bar and 298 K, the amine CC3 demonstrated a modest and reversible SO_2 capture of 2.78 mmol g^{-1} . This figure closely aligned with the previously calculated adsorption capacity of 3.6 mmol g^{-1} determined by the B2PLYP-D3 method.³⁴ In contrast, the secondary amine cage RCC3 achieved a higher capture of $12.34 \text{ mmol g}^{-1}$. However, this process proved to be irreversible, characterised by open-loop hysteresis (Figure 6).

The most promising results were observed with the tertiary amine cage, 6FT-RCC3. This POC achieved the highest amount of adsorbed SO_2 at $13.78 \text{ mmol g}^{-1}$ and exhibited excellent reversibility for 50 adsorption-desorption cycles. Despite its relatively small surface area of $396 \text{ m}^2/\text{g}$, this material demonstrated impressive capture capability, coupled with high sensitivity to trace amounts of SO_2 at low partial pressures (0.1 bar). 6FT-RCC3 is positioning as a strong competitor to higher surface area materials, such as some MOFs,¹⁶ for practical SO_2 capture applications.

Both 6FT-RCC3 and RCC3 exhibited a moderate degree of similar hysteresis, suggesting a chemisorption process. This chemisorption is driven by a strong bond formed between the R_2N-H amino functional group on the cages and the SO_2 molecules.³⁵ The key difference, however, lies in their regeneration capacities. Vacuum reactivation of 6FT-RCC3 at 80°C completely restores its original SO_2 adsorption capacity, which boosts its recyclability.

Another phenomenon shared by both RCC3 and 6FT-RCC3 after SO_2 exposure is a significant loss of crystallinity. This is attributed to the inherent flexibility of the material combined with the strength of the newly formed $N-SO_2$ bond.¹² To further understand these interactions, theoretical DFT calculations were performed to determine the host-guest binding energies between the POCs and SO_2 . A clear trend of increasing experimental adsorption heats was observed from CC3 (49.7 kJ mol^{-1}) to 6FT-RCC3 (68.6 kJ mol^{-1}) and RCC3: 86.4 kJ mol^{-1} . This demonstrates that the amine groups provide strong binding sites for SO_2 molecules.

The loss of structural crystallinity in porous organic cages is not necessarily a drawback. In fact, amorphous POCs can become even more porous than their crystalline counterparts, being able to reach $898 \text{ m}^2/\text{g}$ (Figure 7).³² This increased porosity, combined with their high affinity for SO_2 , allows the guest molecules to optimize their packing within the porous structure of 6FT-RCC3. A crucial feature of these discrete covalent materials is that, unlike metal-organic frameworks and covalent-organic frameworks, POCs do not lose porosity even when they become amorphous.³³ This unique characteristic, coupled with their excellent processability, synthetic scalability, recyclability, and high sensitivity to SO_2 , positions POCs with N-rich functional groups, such as 6FT-RCC3, as promising adsorbents for both SO_2 capture and sensing.

The distinct adsorption behaviors and affinities observed among different POCs make them suitable for a wide array of applications. These discrete covalent materials exemplify the vast potential of supramolecular chemistry and highlight the numerous unexplored opportunities this field offers for developing novel compounds and devices directly applicable to solving real-world problems.

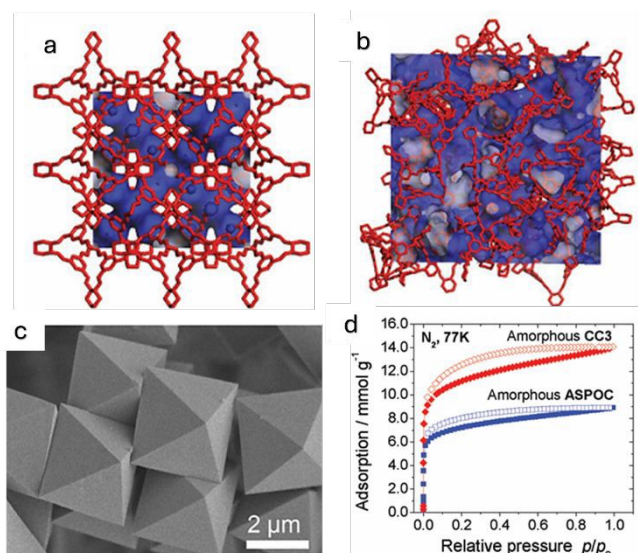


Figure 7: Three types of amine cages CC3, RCC3, and 6FT-RCC3 a) interaction with SO_2 and b) their corresponding adsorption-desorption isotherms at 298 K and 1 bar.¹²



UNAM-1 First hydrogen-bonded material demonstrates reversible SO ₂ adsorption	MOF-177 Initial attempt to adsorb SO ₂ without MOF deterioration.	Mg-gallate Selectivity record (325) in SO ₂ /CO ₂ desulfurization processes by MOF.	CC3 Family First SO ₂ adsorption by POCs experimental study.	PI-COF-m10 First attempt for cyclic adsorption by COF, with loss of crystallinity	SJTU-220 SO ₂ uptake capacity record by MOF (29.6 mmol g ⁻¹)	SonoCOF-9 Extremely sensitive COF, withstands cyclical use without deterioration.
2019	2020	2021	2022	2023	2024	2025
COF-DC-8 First COF with SO ₂ ppb sensitivity.	HOF CB6 Reusable HOF particles for separating SO ₂ from binary gas mixtures.	MOC Cage 1 First study exploring the interaction of SO ₂ with MOCs.	Mg2(dobpdc) Successful SO ₂ separation from gas mixtures using MOFs.		MOC Cage 1 Refinement of MOC as adsorbent and catalyst for SO ₂ using different counterions.	HOF-NKU-1 Ultra selective (7331) SO ₂ separation from gas mixtures by HOF.
(2014) CC3 Family In silico simulation of SO ₂ interaction with POCs						

Table 2: Timeline showing milestones in supramolecular chemistry-based materials for SO₂ adsorption study in recent years.

SO₂-HOFs

The hydrogen bonding interactions that form hydrogen-bonded organic frameworks (HOFs) are weaker than typical coordination or covalent bonds. While HOFs can be constructed from a wide variety of light-element molecules, diaminotriazine (DAT) and carboxylic acid (–COOH) remain the most reported building blocks.³⁶ The network structure is primarily formed by the N–H bonds and O–H···O interactions from these functional groups. The assembly of small organic molecules through these directional hydrogen bonds results in highly crystalline 2D and 3D supramolecular networks. Even more importantly, this bonding provides a high degree of flexibility to the porous framework, allowing it to deform and regenerate through simple steps.

To maintain their properties and find practical applications, research has focused on standardizing the design of HOFs to preserve both their shape and crystallinity. Solvated crystals typically crystallize slowly forming HOFs. They are also highly sensitive to changes in synthesis parameters like precursor concentration, reaction time, or temperature. However, several studies have proposed to decrease the crystallization rate or increase the thermal energy as potential solutions for obtaining a more thermodynamically stable phase.³⁶

The reversibility of the bonds in HOFs facilitates the regeneration of the system after surface saturation. Recrystallization restores the original porosity and crystallinity of the material.³⁷ While HOFs have been widely used for gas separation and adsorption, specifically for hydrocarbons, the capture and separation of toxic gases like SO₂ remains a comparatively under-researched topic. Pioneering work in this field aims to address this gap by studying and reporting significant advancements in using HOFs as an adsorbent and cyclical material for SO₂ capture.

In 2019, UNAM-1³⁸ was introduced, which became the cornerstone of this experimental research. UNAM-1 incorporates metal complexes ([Cu^{II}Cu^I₁₂(HL)₁₂]^{10–}) as structural elements, which form perfect octahedral arrangement with [Me₂NH₂]⁺ (DMAH)

cations that interact via hydrogen bonds. Most notably, it was the first hydrogen-bonded material to demonstrate reversible SO₂ adsorption. The material, when activated under mild conditions, achieved a uptake of 3.5 mmol g⁻¹ at 1 bar. The calculated heat of adsorption for SO₂ was -17.52 kJ mol⁻¹. This weak interaction results in complete desorption without hysteresis. This work enriched design strategies for multifunctional HOF materials and paved the way for the development of new HOFs specifically designed for this application.

A year later, it was reported that cucurbit[6]uril (CB6)³⁹ could be used to separate SO₂ from CO₂. CB6 is formed from formaldehyde and glycoluril in acidic conditions. Its main characteristic is a hydrophobic cavity with two symmetrical hydrophilic windows of a smaller diameter. This structure makes it easier for polar molecules like SO₂ to access the pores, especially with short diffusion paths, i.e., using small particles is better for maximum accessibility.

Nanometric CB6 particles were reported to achieve a capture of 4.98 mmol g⁻¹ at 1 bar after the first exposure to dry SO₂. They exhibited a selectivity of 120 for SO₂ in mixtures with CO₂ (10:90 molar ratio), which was explained by the difference in adsorption enthalpy for both gases: a calculated -48 kJ mol⁻¹ for SO₂ and -35 kJ mol⁻¹ for CO₂. The particles also proved to be highly reusable, maintaining their selectivity and capture capacity for up to 10 adsorption cycles. This reusability makes CB6 a promising material for efficiently separating SO₂ from binary gas mixtures.

In recent years, advancements in HOFs have focused on improving chemical stability even under harsh conditions. For example, HOF-NKU-1,⁴⁰ a material presented in 2025, was activated using a supercritical method, what resulted in a unique and valuable property: dynamic tautomerism. This HOF-NKU-1 interconverts between different structural forms in response to external stimuli; the material can remain deformed after a stimulus and then revert to its original shape again. This property is unprecedented for traditional rigid or flexible frameworks.

In the case of HOF-NKU-1, the stimulus is the exposure to SO₂ itself. As with previous examples, the calculated adsorption enthalpy



indicates a much higher-energy interaction ($>10 \text{ kJ mol}^{-1}$ difference) with SO_2 molecules than with other gases. The strong interactions result in deformation of the structure, causing it to display a dominant preference for capturing SO_2 over any other gas (N_2 , CO_2 , O_2). A selectivity of 7331 was reported for binary SO_2/CO_2 (10:90 molar ratio), one of the highest for porous adsorbents. In addition to reaching 6.74 mmol g^{-1} of SO_2 capture at 1 bar. Most impressive is that using a mixture of $\text{SO}_2/\text{CO}_2/\text{O}_2/\text{N}_2$ (0.3/15/3.5/81.2, v/v/v/v) with 3000 ppm of SO_2 at a flow rate of 20 ml min^{-1} , selective SO_2 capture was achieved, and its desorption could even be programmed. These advances will mark a turning point in gas separation and storage.

Contrast with other materials classes

Surface modification is one of the most widely used techniques for achieving significant and selective capture.⁴¹ In the case of activated carbon, modifying the surface with amine groups has been shown to promote the chemisorption of SO_2 in a directly proportional way to the amount of nitrogen added. Activated carbon derived from cellulose-rich sources and doped with NH_3 groups exhibits the highest saturation capacity, at 6.25 mmol/g .⁴²⁻⁴³ This material is also processable; for instance, membranes made from fibers of the same activated carbon type have been reported to continuously remove about 65% of the SO_2 from a SO_2/CO_2 gas mixture at 3,000 ppm over long periods.⁴⁴

In the context of zeolites, modifying them with metal oxides has been used to improve their chemical activity for contaminant removal. Titanium dioxide (TiO_2), which is widely studied as a photoactive material, has been incorporated into zeolites as a surface dopant to facilitate the removal of SO_2 from contaminated environments. The combination of the photoactive nature of TiO_2 and the adsorptive capacity of zeolites makes heating the zeolites unnecessary to achieve removal, unlike typical methods.⁴⁵ The highest SO_2 capture capacity recorded for zeolites is 1.75 mmol g^{-1} , which was achieved by K-NaX and F700-0.8-6. Zeolites can remove around 78% of SO_2 from gas mixtures (20% SO_2 , 40% CO_2 , and 40% CO), through dual surface interactions. Based on Lewis base donor-acceptor interactions and hydrogen bonding, these allow for both physisorption and chemisorption, depending on the exposure conditions.⁴⁶

While porous materials like activated carbon and zeolites have long been the industry standard due to their high thermal stability, well-defined pores, and low production costs, recent research highlights their limitations. They tend to be sensitive to moisture, which can reduce both their adsorption capacity and stability. This makes them difficult to use in realistic, humid flue gas flows.^{44,46}

In contrast, supramolecular materials can be custom-designed by selecting different organic links and metallic nodes, allowing for the fine-tuning of both pore size and chemical function. This key property enables the pore structures—which are typically fixed in other materials—to be tailored specifically for SO_2 capture.

This design flexibility allows for the creation of materials with exceptionally high selectivity. For example, Mg-gallate⁴⁷, which holds the record for SO_2/CO_2 selectivity (325), was designed with a large number of hydrogen bond donors lining its pore channels. Additionally, this approach provides a tailored affinity for these molecules. The design of ECUT-11⁴⁸ features two distinct cavity apertures (5.4 and 10.2 \AA), which allows it to selectively surpass the SO_2 capture capacity of the most commonly reported adsorbents.

Ultimately, while zeolites and other porous materials are currently the leading commercially viable and effective materials for many applications, supramolecular materials represent the next

generation of porous adsorbents. Their ability to be designed at the molecular level enables superior performance in terms of selectivity, capture capacity, and reusability even under challenging conditions.

Conclusions

This perspective synthesises recent and salient experimental contributions in the use of supramolecular chemistry-based materials towards SO_2 capture and detection. Each material exhibits distinct characteristics, which in turn lead to powerful and unique interactions with the guest molecule. The diverse nature of these interactions enriches this field of research, highlighting how each supramolecular material holds promise for tailored applications, all centered on the interaction with SO_2 .

These materials share key properties like recyclability and porosity, which means their application potential is primarily determined by their specific sensitivity or high capture capacity. Their versatility is highly valued, from use in highly effective sensors that work at low or trace pressures, to gas capture and storage, and their most promising application: the separation of gas mixtures, all while maintaining robust chemical stability. In this ongoing research, discrete materials often offer superior processability, allowing for integration into various interfaces. This opens the door to the design and development of new devices, which is especially useful for flowing gases.

The combined advancements in enhanced stability, record-breaking capture capacities, and improved *in situ* chemical activity are collectively opening a vast new horizon for research. These promising avenues extend beyond merely refining the next generation of materials to include innovative technologies for their design and improvement.

In the near future, the synergy between emerging technologies will result in a vast list of prospective research directions for this application. For example, machine learning could be applied to guide pore engineering, or to devise strategies for combining the best qualities into composite materials by new synthesis routes. Furthermore, supramolecular chemistry will be leveraged to create new techniques and devices for a deeper understanding of the adsorption mechanisms of SO_2 and other substances. This field holds immense potential for future growth.

Author contributions

All authors contributed in writing the original draft, reviewing and editing the manuscript.

Conflicts of interest

There are no conflicts to declare.

Data availability

No primary research results, software or code have been included and no new data were generated or analysed as part of this review.

Acknowledgements



This work was supported by PAPIIT-UNAM (Grant IIN201123), Mexico. A.H.M. acknowledges SECIHTI for the MSc fellowship (1336791). V.M.T acknowledges the financial support from SECIHTI-Mexico through the program "Convocatoria Ciencia Básica y de Frontera 2023-2024," grant number CBF2023-2024-2725. P.M.R., thank SECIHTI for the Ph.D. fellowship (1277642).

Notes and references

- Z. Meng, Y. Liu, D. Wu, *Inhalation Toxicol.* 2005, 17, 303–307.
- K.T. Kuwata, E.J. Guinn, M. R. Hermes, A.B. Fernandez, *J. Phys. Chem. A*, 2015, 119, 10316–10335.
- A. L. Reno, E. G. Brooks, B. T. Ameredes, *Environ. Health Insights* 2015, 9s1, EHI.S15671.
- World Health Organization, WHO guidelines for indoor air quality: selected pollutants. WHO Regional Office for Europe, Copenhagen, 2010.
- M. Matooane, R. Diab, *Arch. Environ. Health*, 2003, 58, 763–770.
- Z. Meng, Y. Liu, D. Wu, *Inhalation Toxicol.* 2005, 17, 303–307.
- J. Saravia, G. I. Lee, S. Lomnicki, B. Dellinger, S. A. Cormier, *J. Biochem. Mol. Toxicol.* 2013, 27, 56–68.
- E. Martínez-Ahumada, M. L. Díaz-Ramírez, H. A. Lara-García, D. R. Williams, V. Martis, V. Jancik, E. Lima, I. A. Ibarra, *J. Mater. Chem. A*, 2020, 8, 11515.
- K. Biradha, A. Ramanan, J.J. Vittal, *Cryst. Growth Des.*, 2009, 9, 2969–2970.
- W. Zhao, J.L. Obeso, V.B. López-Cervantes, *Angew. Chem. Int. Ed.* 2025, 64, 1–7.
- E. G. Percástegui, E. Sánchez-González, S. de J. Valencia-Loza, S. Cruz-Nava, V. Jancik, D. Martínez-Otero, *Angew. Chem. Int. Ed.* 2024, e202421169, 1–10.
- E. Martínez-Ahumada, D. He, V. Berryman, A. López-Olvera, M. Hernandez, V. Jancik, V. Martis, M. A. Vera, E. Lima, D. J. Parker, A. I. Cooper, I. A. Ibarra, M. Liu, *Angew. Chem. Int. Ed.* 2021, 60, 17556–17563.
- F. Huang, E.V. Anslyn, *Chemical Reviews*, 2015, 115 (15), 6999–7000.
- A. Lund, G. V. Manohara, A. Y. Song, K. M. Jablonka, C. P. Ireland, L. A. Cheah, B. Smit, S. Garcia, J. A. Reimer, *Chem. Mater.* 2022, 34, 3893–3901.
- K. Tan, P. Canepa, Q. Gong, J. Liu, D. H. Johnson, A. Dyevoich, P. K. Thallapally, T. Thonhauser, J. Li, Y. J. Chabal, *Chem. Mater.* 2013, 25, 4653–4662.
- N.K.Gupta, A. López-Olvera, E. González-Zamora, E. Martínez-Ahumada, I. A. Ibarra, *ChemPlusChem*, 2022, 87, e202200006, 1–9.
- P. Brandt, A. Nuhnen, M. Lange, J. Möllmer, O. Weingart, C. Janiak, *ACS Appl. Mater. Interfaces*, 2019, 11, 17350–17358.
- N. Tannert, Y. Sun, E. Hastürk, S. Nießing, C. Janiak, *Z. Anorg. Allg. Chem.* 2021, 647, 1124–1130.
- J. Li, G. L. Smith, Y. Chen, Y. Ma, M. Kippax-Jones, M. Fan, W. Lu, M. D. Frogley, G. Cinque, S. J. Day, S. P. Thompson, Y. Cheng, L. L. Daemen, A. J. Ramirez-Cuesta, M. Schröder, S. Yang, *Angew. Chem. Int. Ed.* 2022, 61, e202207259.
- E. Martínez-Ahumada, D. Kim, M. Wahiduzzaman, P. Carmona-Monroy, A. López-Olvera, D. R. Williams, V. Martis, H. A. Lara-García, S. López-Morales, D. Solis-Ibarra, G. Maurin, I. A. Ibarra, C. S. Hong, *J. Mater. Chem. A*, 2022, 10, 18636.
- W. Gong, Y. Xie, A. Yamano, S. Ito, X. Tang, E. W. Reinheimer, C. D. Malliakas, J. Dong, Y. Cui, O. K. Farha, *J. Am. Chem. Soc.* 2023, 145, 49, 26890–26899.
- W. Gong, P. Gao, Y. Gao, Y. Xie, J. Zhang, X. Tang, K. Wang, X. Wang, X. Han, Z. Chen, J. Dong, Y. Cui, *J. Am. Chem. Soc.* 2024, 146, 46, 31807–31815.
- S. Ge, K. Wei, W. Peng, R. Huang, E. Akinlabi, *Chem. Soc. Rev.* 2024, 53, 11259. DOI: 10.1039/D5CC04442A
- G.-Y. Lee, J. Lee, H. T. Vo, S. Kim, H. Lee and T. Park, *Sci. Rep.*, 2017, 7.
- Z. Meng, R. M. Stolz and K. A. Mirica, *J. Am. Chem. Soc.*, 2019, 141, 11929–11937.
- J. Wang, J. Wang, W. Zhuang, X. Shi and X. Du, *J. Chem.*, 2018, 1–8.
- M.T. Lv, M. D. Cui, K. P. Bai, Y. Jiang, W.P. Chen, N.N. Sun, X. Q. Hu, C. Huang, Q. Y. Yang, Y. Z. Zheng, *Angew. Chem. Int. Ed.* 2025, e202506838, 1–9.
- S. De J Valencia-Loza, A. López-Olvera, E. Martínez-Ahumada, D. Martínez-Otero, I. A. Ibarra, V. Jancik, E. G. Percástegui, *ACS Appl. Mater. Interfaces* 2021, 13, 18658–18665.
- Z. Yang, G. Liu, Y. D. Yuan, S. B. Peh, Y. Ying, W. Fan, X. Yu, H. Yang, Z. Wu, D. Zhao, *Journal of Membrane Science*, 2021, 119564.
- Z.Y. Zeng, Z.C. Lou, L. Hu, W. Dou, X. Zhao, X. Li, J. Fang, X. Qian, H.B. Yang, L. Xu, *Chemical Engineering Journal*, 496, 2024, 154091.
- T. Tozawa, J. T. Jones, S. I. Swamy, S. Jiang, D. J. Adams, S. Shakespeare, R. Clowes, D. Bradshaw, T. Hasell, S. Y. Chong, C. Tang, S. Thompson, J. Parker, A. Trewin, J. Bacsá, A. M. Slawin, A. Steiner and A. I. Cooper, *Nat. Mater.*, 2009, 8, 973–978.
- Q. Song, S. Jiang, T. Hasell, M. Liu, S. Sun, A. K. Cheetham, E. Sivaniah and A. I. Cooper, *Adv. Mater.*, 2016, 28, 2629–2637.
- M. Liu, M. A. Little, K.E. Jelfs, J.T.A. Jones, M. Schmidtman, S. Y. Chong, T. Hasell, A. I. Cooper, *J. Am. Chem. Soc.* 2014, 136, 7583–7586.
- W. Li, J. Zhang, *J. Comput. Chem.* 2014, 35, 174–180.
- Z. Xu, Y. Ye, Y. Liu, H. Liu, S. Jiang, *Chem. Commun.*, 2024, 60, 2261–2282.
- L. Chen, B. Zhang, L. Chen, H. Liu, Y. Hua, S. Qiao, *Mater. Adv.*, 2022, 3, 3680.
- B. Han, H. Wang, C. Wang, H. Wu, W. Zhou, B. Chen and J. Jiang, *J. Am. Chem. Soc.*, 2019, 141, 8737–8740.
- R. Dominguez-Gonzalez, I. Rojas-Leon, E. Martinez Ahumada, D. Martinez-Otero, H. A. Lara-Garcia, J. Balmaseda-Era, I. A. Ibarra, E. G. Percastegui and V. Jancik, *J. Mater. Chem. A*, 2019, 7, 26812–26817.
- J. Liang, S. Xing, P. Brandt, A. Nuhnen, C. Schlüsener, Y. Sun and C. Janiak, *J. Mater. Chem. A*, 2020, 8, 19799–19804.
- L. Li, X. Zhang, X. Lian, L. Zhang, Z. Zhang, X. Liu, T. He, B. Li, B. Chen and X.H. Bu, *Nat. Chem.*, 2025, 17, 727–733.
- A.A. Abdulrasheed, A.A. Jalil, S. Triwahyono, M.A.A. Zaini, Y. Gambo, M. Ibrahim, *Renewable and Sustainable Energy Reviews*, 2018, 94, 1067–108.
- J.P. Boudou, *Carbon N. Y.*, 2003, 41, 1955–1963.
- J.P. Boudou, M. Chehimi, E. Broniek, T. Siemieniowska and J. Bimer, *Carbon N. Y.*, 2003, 41, 1999–2007.
- V. Gaur, R. Asthana, N. Verma, *Carbon*, 2006, 44, 46–60.
- J. Yu, J. Kiwi, T. Wang, C. Pulgarin and S. Rtimi, *J. Photochem Photobiol. A.*, 2019, 375, 270–279.
- D. Tefera-Zewdie, Y. Desta-Bizualem, A. Gashu-Nurie, *D. App. Sci.*, 2024, 6:331.
- F. Chen, D. Lai, L. Guo, J. Wang, P. Zhang, K. Wu, Z. Zhang, Q. Yang, Y. Yang, B. Chen, Q. Ren and Z. Bao, *J. Am. Chem. Soc.*, 2021, 143, 9040–9047.
- M. J. Yin, X. H. Xiong, X. F. Feng, W. Y. Xu, R. Krishna and F. Luo, *Inorg. Chem.*, 2021, 60, 3447–3451.



Data Availability Statement

No primary research results, software or code have been included and no new data were generated or analysed as part of this review.

