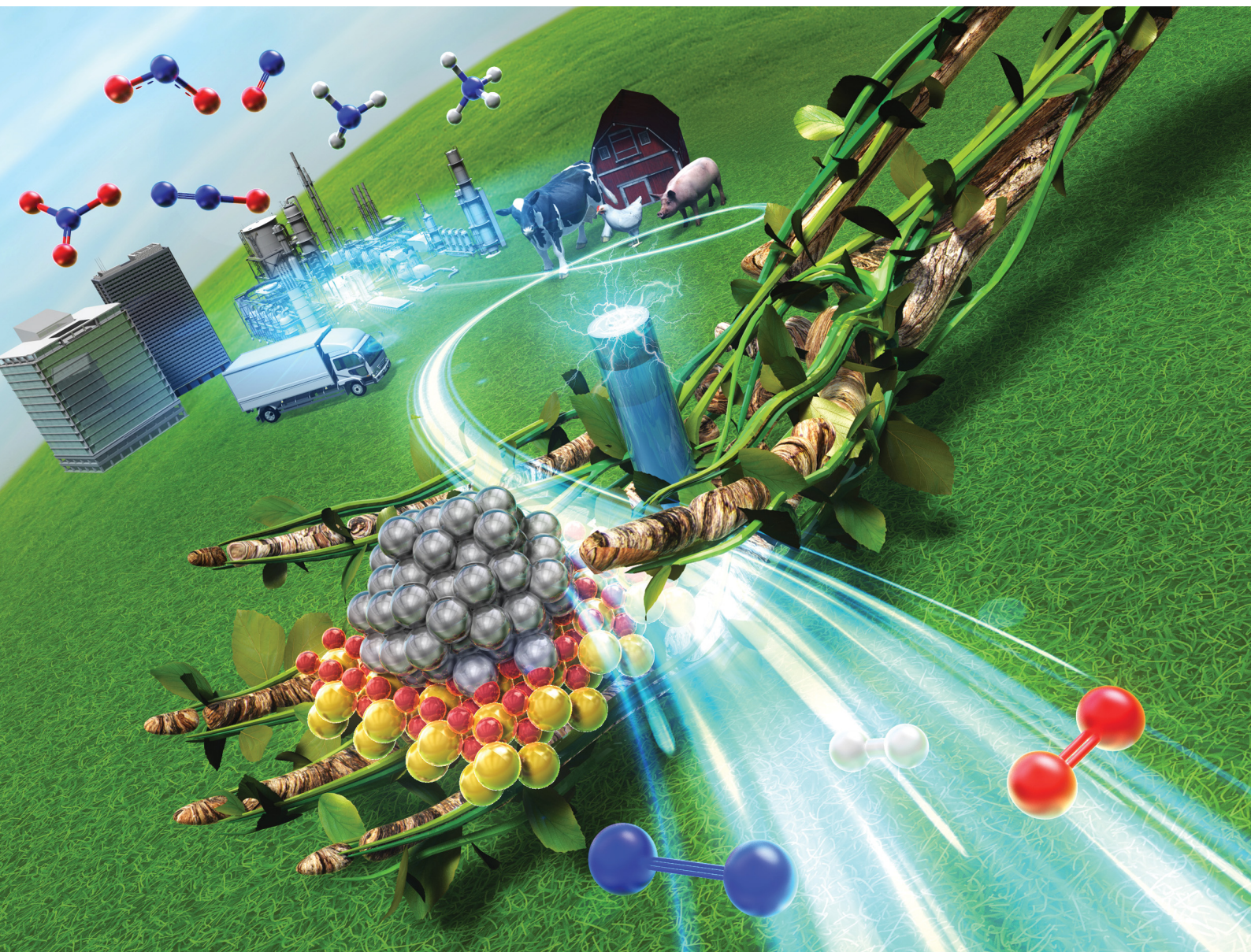


ChemComm

Chemical Communications

rsc.li/chemcomm



ISSN 1359-7345

FEATURE ARTICLE

Ayaka Shigemoto and Yasushi Sekine
Recent advances in low-temperature nitrogen oxide
reduction: effects of electric field application



Cite this: *Chem. Commun.*, 2025, 61, 1559

Received 30th September 2024,
Accepted 4th December 2024

DOI: 10.1039/d4cc05135a

rsc.li/chemcomm

Recent advances in low-temperature nitrogen oxide reduction: effects of electric field application

Ayaka Shigemoto * and Yasushi Sekine *

This article presents a review of catalytic processes used at low temperatures to reduce emissions of nitrogen oxides (NO_x) and nitrous oxide (N_2O), which are exceedingly important in terms of their environmental impacts on the Earth. With conventional purification technologies, it has been difficult to remove these compounds under low-temperature conditions. By applying a catalytic process in an electric field for the three reactions of three-way catalysts (TWC), NO_x storage reduction catalysts (NSR), and direct decomposition of N_2O , we have achieved high catalytic activity even at low temperatures. By promoting ion migration on the catalyst surface, we have filled in the gaps in conventional catalytic technology and have opened the way to more efficient conversion of NO_x and N_2O .

1. Introduction

“Planetary boundaries” proposed by Rockström *et al.* in 2009 define the limits for maintaining the stability of the natural environment and ecosystems of the Earth. They constitute a guideline for evaluating the effects of human activities on the Earth system.¹ The “planetary boundaries” include nine items: climate change, loss of biodiversity, land use change, nitrogen and phosphorus cycles and so on. Human society can develop and prosper if activities remain within safe limits. However, if the limits are exceeded, irreversible environmental changes might occur for humanity and for the Earth. In 2023,

Richardson *et al.* reported that six of these nine items had already exceeded their respective danger zones.²

The nitrogen cycle represents the most severe of the problems, exceeding the limit by three times or more. Nitrogen, an essential element that maintains the balance of nature, circulates in various forms. For instance, nitrogen exists in the atmosphere as nitrogen molecules, N_2 , and also exists on Earth in compounds such as ammonia (NH_3), nitrous acid (NO_2^-), nitric acid (NO_3^-), nitric oxide (NO), and nitrogen dioxide (NO_2).^{3,4} These nitrogen compounds are involved in a myriad of environmental difficulties such as air pollution, water pollution, climate change, stratospheric ozone depletion, eutrophication and acidification (Fig. 1).^{5,6} In particular, the impacts of human activities on this nitrogen cycle are strongly significant. The following three issues are of crucial importance.

Waseda University, 3-4-1, Okubo, Shinjuku, Tokyo 1698555, Japan.
E-mail: ayaka.shigemoto@nifty.com, ysekine@waseda.jp



Ayaka Shigemoto

Ayaka Shigemoto received her BS, MS and PhD degrees from Waseda University, Japan, under the supervision of Prof. Yasushi Sekine. She is currently serving as a research associate at Waseda University. Her research interests include environmental catalysis, with a particular focus on the low-temperature catalytic conversion of nitrogen oxides under an electric field, which formed the core of her doctoral thesis.



Yasushi Sekine

Yasushi Sekine (b. 1968) obtained a PhD from the University of Tokyo in 1998 and became a professor in the Department of Applied Chemistry at Waseda University in 2012. He works with low temperature catalysis, specialising in protons and protonic transport in oxides and on their surfaces. Professor Sekine has published 235 journal papers, supervised 112 Master and 15 PhD students, and is a fellow of the RSC (FRSC) and a member of other national academies.



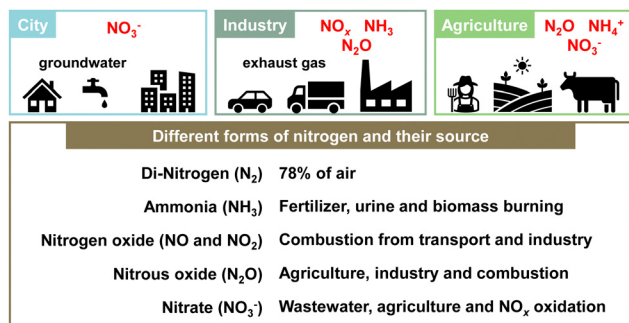


Fig. 1 Different forms of nitrogen in the environment.

The first is that the amount of ammonia supplied to human society by the Haber–Bosch process is enormous. It is necessary to consider its balance with nature. Of course, the Haber–Bosch process has improved the production of nitrogen fertilisers dramatically. Since the 20th century, it has greatly supported the improvement of agricultural productivity. However, at present, the contribution of natural nitrogen fixation is far outweighed by chemical fertilisers and other artificial sources of fixed nitrogen, which ultimately engender environmental degradation of the soil and hydrosphere.³ Of the nitrogen fertiliser applied to agriculture, the nitrogen not absorbed by crops flows into rivers and the atmosphere, exacerbating a chain reaction of the diffusion of nitrogen compounds. This burden engenders excessive nitrogen loads on soil and water, causing eutrophication and groundwater pollution.

The second is the production of nitrogen oxides (NO_x) through fuel combustion with air at high temperatures.^{7,8} NO_x produced by vehicles and industrial activities affects the human body, causing air pollution, acid rain, and harming forest and lake ecosystems. In fact, NO_x is known to be produced in three ways: thermal NO_x , which is produced by the reaction of nitrogen and oxygen in the air during high-temperature combustion; fuel NO_x , which is produced by the oxidation of nitrogen in fuel; and prompt NO_x , which is produced when natural gas is burned. Moreover, NO_x is known to be emitted from systems of two types: (1) stationary sources such as gas engines, boilers, turbines, and chemical plants; and (2) mobile sources such as car and ship engines. As a NO_x reduction technology, the selective catalytic reduction method has been put to practical use for stationary sources. Additionally, the three-way catalyst method has been used for mobile sources such as gasoline-powered cars. To a certain degree, many difficulties have been overcome. Nevertheless, technical issues remain to be solved in relation to reducing and controlling NO_x emissions from catalysts in low-temperature environments, such as those encountered with hybrid vehicles.

The third category is emissions of N_2O produced by agriculture and sewage treatment and during the denitrification process. Even with the development of technologies for removing NO_x and NH_3 , one nitrogen compound that cannot be completely alleviated completely is N_2O . In fact, N_2O has a global warming effect about 300 times greater per molecule than carbon dioxide (CO_2). In addition to being an ozone-depleting substance, it also

has a very long atmospheric lifetime of about 116 years.⁹ It can be reasonably inferred that the amount of N_2O produced from natural sources is more remarkable in quantity than that produced from human sources. Of these, it is thought that the primary sources of anthropogenic emissions are agricultural production and sewage treatment, but N_2O is also produced during the denitrification process in the post-treatment stage of high-temperature combustion boilers for fossil fuels and automobile exhaust gas. Concerns have arisen about the impact of N_2O on climate change, but N_2O reduction technology development is being pursued.

As described above, from the perspective of planetary boundaries, the nitrogen cycle is a fundamentally important environmental issue. To address it and related issues, technological innovation and the introduction of new policies are necessary. Comprehensive efforts at creating a sustainable society must be undertaken. This paper summarises recent NO_x and N_2O catalytic conversion processes, technologies, and catalyst materials. Furthermore, we introduce our related efforts, specifically in developing electric field-assisted catalytic processes. The catalytic process of applying a direct current electric field to a semi-conductive catalyst is recognized for its ability to function at low temperatures and with high energy efficiency, making it a promising approach in the realm of sustainable catalytic technologies.

2. Nitrogen budget and wastewater treatment

The excessive production of NH_3 via the Haber–Bosch process has disrupted the nitrogen balance, leading to an overaccumulation of nitrogen in soils and aquatic systems. The nitrogen budget represents the equilibrium between the inputs and outputs of fixed nitrogen within a system. By calculating each nitrogen flux, the nitrogen budget provides insight into nitrogen pollution and the underlying nitrogen flows contributing to it. Recently, Hayashi and colleagues investigated nitrogen budgets in Japan during 2000–2015, eventually summarising nitrogen emissions to the atmosphere and aquatic environments.¹⁰ Their findings indicate that of 5.76 million tons of nitrogen waste in 2010, 1.96 million tons of reactive nitrogen were released into the environment, with 64% emitted to the atmosphere and 36% to water bodies. Additionally, Zhang *et al.* compiled estimates of global nitrogen reservoirs.¹¹ The largest nitrogen reservoir on the Earth's surface is atmospheric N_2 gas (approximately 4×10^9 Tg N), followed by oceanic N_2 at 6.6×10^5 Tg N, terrestrial water (lakes, rivers, and groundwater) at 1.0×10^4 Tg N, and soils and coastal sediments at 1.1×10^5 Tg N. A large quantity of the fixed nitrogen in the environment is stored in oceans, with nitrate (NO_3^-) being the most abundant form. The influx of large amounts of nitrogen compounds into water bodies, such as rivers and oceans, contributes to the eutrophication of marine environments.

In response to these circumstances, the conversion of NO_3^- in industrial and agricultural wastewater,¹² adsorption techniques for selective removal of nitrate from water,¹³ and many techniques for the removal of ammonia nitrogen from wastewater have been



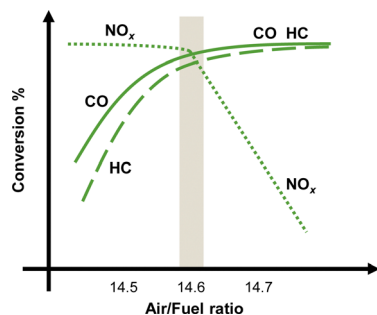


Fig. 2 Typical three-way catalyst performance as a function of the air-fuel ratio.

developed and investigated. Xiang *et al.* compared various ammonia-nitrogen wastewater treatment methods: physical (*e.g.*, air stripping, membrane technology), chemical (*e.g.*, struvite precipitation method, electrochemical oxidation and photocatalysis), and biological.¹⁴ Among them, methods such as acid adsorption, struvite precipitation, membrane enrichment, microalgae and photosynthetic bacteria can recover ammonia nitrogen with satisfactory efficiency, which is expected to be more beneficial in terms of a circular economy and energy than merely removing it. In the future, based on the current main methods for ammonia-nitrogen recovery, improvements or combinations with other methods are expected to be effective for recovering ammonia nitrogen in more complex wastewater mixtures.

3. The NO_x removal catalyst and system

Demonstrably, NO_x causes environmental problems such as acid rain and photochemical smog, and poses risks to human health. Automobile exhaust emissions are regarded as one cause of air pollution. Exhaust gas regulations have been implemented.¹⁵ The typical composition of exhaust emissions from gasoline engine vehicles under usual driving conditions is the following: carbon monoxide (CO < 0.5 vol%), unburned hydrocarbons (HC < 500 ppmv), nitrogen oxides (NO_x < 1000 ppmv), water vapour (H₂O: 10 vol%), carbon dioxide (CO₂: 10 vol%), and oxygen (O₂ > 0.5 vol%).¹⁶ Of these gases, HC, CO and NO_x are the main harmful pollutants. Purification of these gases is necessary. Currently, a three-way catalyst (TWC) is used to convert CO, HC and NO_x respectively into the harmless products of CO₂, N₂ and H₂O to control and suppress the environmental impacts of gasoline vehicle exhaust gas.^{17,18} The design of a TWC consists of a monolith substrate, an oxygen storage promoter material with a high surface area, an active catalyst (platinum group metals or PGMs), and a promoter material. For the reaction over the TWC, the atmosphere is particularly important. Fig. 2 shows a graph with the air-fuel ratio on the horizontal axis and the purification rate of each component on the vertical axis.¹⁸ When the air-fuel ratio is close to the stoichiometric point of approximately 14.6–14.7 (theoretical air-fuel ratio), the TWC functions efficiently. Simultaneous conversion of CO/HC/NO_x is achieved. The side

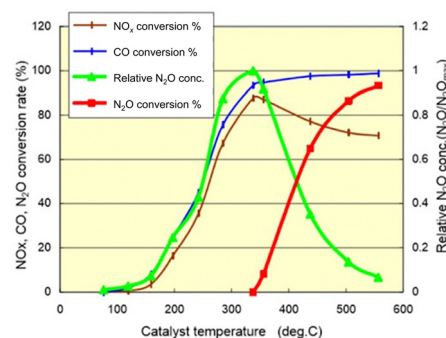


Fig. 3 Conversion of exhaust pollutant species over a TWC. Cited from National Traffic Safety and Environment Laboratory. Research on low emission vehicles: effect of catalyst temperature behaviour on nitrous oxide (N₂O) emissions in cold climates.

with a value smaller than the theoretical air-fuel ratio is called a rich atmosphere. The other side with a value larger than the theoretical air-fuel ratio is called a lean atmosphere.

In catalytic reactions, an important factor for exhaust gas purification is the reaction temperature. Fig. 3 shows a graph with the gas temperature at the catalyst inlet (automobile exhaust gas temperature) on the horizontal axis and the purification rate of each component on the vertical axis.¹⁹ Ensuring high purification performance requires raising of the catalyst inlet temperature to a certain extent: around 573 K or more. This fact can also be understood from the Arrhenius equation presented in Fig. 4. The Arrhenius equation is expressed as $\ln k = \ln A - E_a/RT$, where A denotes the frequency factor and E_a stands for the apparent activation energy. It has been proven by experimentation that plotting $\ln k$ against $1/T$ for many reactions produces a straight line, and that the reaction rate increases as the temperature rises. Based on the Arrhenius law, it is considered difficult to lower the temperature of the reaction. However, to overcome this challenge, research and development of catalytic processes for lowering the temperature have been progressing in recent years. Here, we categorise recent research trends into three categories: (1) the development of catalyst materials to lower the activation energy of reactions, (2) the development of processes to increase the reactant concentration for increasing reaction rates, and (3) the development of processes to increase the reaction rate constant by introducing external force fields.

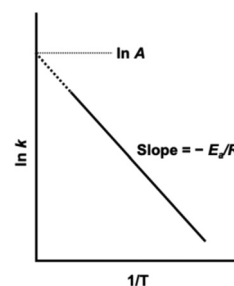


Fig. 4 The Arrhenius plot.



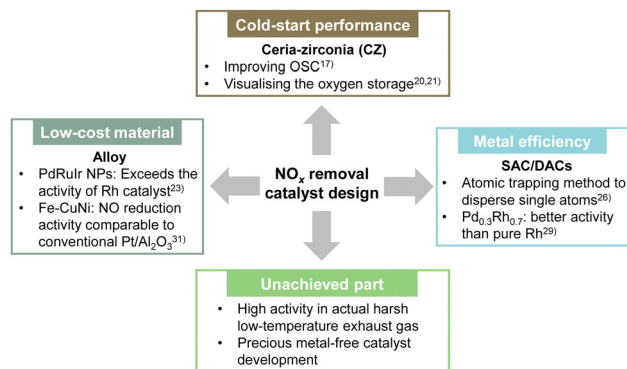


Fig. 5 Overview of ongoing development and design of new catalysts for NO_x removal.

3.1. Development and design of new catalysts for NO_x removal

As shown by the apparent activation energy E_a given by the slope of the $\ln k$ vs. $1/T$ plot, a smaller apparent activation energy is associated directly with less temperature dependence of the rate constant. The catalyst can show high activity even at low temperatures. Herein, we summarise recent research on improving low-temperature activity and the current state of new catalyst material development (Fig. 5).

Rood *et al.* reviewed the low-temperature activation performance of three-way catalysts, noting that an important shortcoming of modern TWC designs is the cold-start performance achieved during the first few minutes of vehicle operation.¹⁷ In particular, they explained the composition of the TWC and summarised the temperature (T_{50}) at which the conversion rate for CO, HC and NO_x conversion is 50%. The three-way catalysts used widely in gasoline vehicles maintain high purification rates even when the air-fuel ratio deviates from the stoichiometric ratio, such as in situations where the air-fuel ratio changes transiently, because of the adsorption and release of oxygen by the oxygen storage material. Ceria-zirconia (CZ) is added to the TWC to improve the oxygen storage capacity (OSC). Usually, CZ materials containing 40–60% ceria are used because of their high OSC. In recent years, research has also been conducted to elucidate the complex oxygen storage mechanism to improve catalyst performance and to suppress degradation. Nagasawa *et al.* and You *et al.* have visualised the distribution of oxygen storage in a model three-way catalyst using a method that combines isotope labelling and high-temperature reaction quenching using isotopes to elucidate and model the oxygen adsorption and desorption mechanism.^{20,21} Their findings showed that the presence of Pd increases the surface oxygen concentration and the depth of diffusion into the CZ bulk, and showed that the Pd/CZ interface is more likely to adsorb oxygen than the Pd surface. Furthermore, when the oxygen transport behaviour in the bulk region was investigated, findings indicated that the bond strength between oxygen and surrounding atoms was weakened by Zr doping, making it easier to form oxygen vacancies and to migrate oxygen ions. In conventional ternary catalyst materials, the use of precious metals such as Rh is an important option for lowering the apparent activation energy.

However, because the cost of Rh is particularly high, a low-Rh catalyst material design must be introduced.¹⁷ The use of alloys and new catalyst designs such as single-atom catalysts (SAC), have the potential to reduce Rh loading for enhancing the performance at low temperatures.

Regarding alloy catalysts, Sato *et al.* found that alloy nanoparticles, which are a homogeneous mixture of Pd and Ru, which do not normally mix, show catalytic activity surpassing that of Rh.²² They also clarified that the reason for this high activity is that the alloy nanoparticles have electronic characteristics similar to those of Rh, and that they can be characterised as “pseudo-Rh”. They found that NO_x, which was difficult to purify at low temperatures using catalysts other than Rh, was removed efficiently on Pd–Ru-nanoparticles. Moreover, they demonstrated that the catalyst showed extremely high catalytic performance at temperatures below 473 K, equivalent to Rh or even surpassing that of Rh. The catalyst was also found to have very high catalytic performance even for the removal of CO and C₃H₆. However, the difficulty with this Pd–Ru nanoalloy was that its structure would collapse during the exhaust gas purification reaction at high temperatures, causing a loss of activity. Therefore, by adding a third element to this Pd–Ru, the arrangement entropy was increased. Moreover, various nanoalloys were developed that stabilised the solid solution structure at high temperatures.²³ It was discovered that Pd–Ru–iridium (Ir) nanoalloys were more active and more durable than either Pd–Ru or Rh. They also maintained excellent catalytic activity even after 20 cycles, with no apparent degradation in 1000 ppm NO, 6000 ppm CO, 555 ppm C₃H₆, 6000 ppm O₂, 2000 ppm H₂, and 13.9% CO₂, SV: 60 000 h^{−1}. In the case of PdRuIr, the cost of the raw materials is about one-tenth that of Rh. This discovery is expected to have a decisive effect on the Rh-dependent automotive exhaust purification industry and to contribute to the development of new types of TWC that meet stricter emission regulations.

In addition, SAC is being developed as a new catalyst design. SAC uses a single atom as a catalytic active site. Therefore, the efficiency of using precious metals is extremely high.²⁴ This extremely high efficiency allows high catalytic activity with TWC using a small amount of precious metal.²⁵ Recently, Khivantsev's group used the atomic trapping method to disperse single atoms of Rh, Ru, Pd, Pt, or Ir on CeO₂.^{26–28} The activity for the low-temperature NO + CO reaction is in the order of Rh > Pd ≈ Ru > Pt > Ir.²⁶ They also showed that Rh(I) monomers are remarkably active and selective at removing NO from wet industrial TWCs at 393 K.²⁷ Furthermore, they developed a catalyst with Ru₁O₅ sites (five oxygen atoms are coordinated to one Ru) dispersed at the atomic level on the (100) surface of ceria using the same method.²⁸ The catalyst shows excellent activity in the NO oxidation reaction: an essential step in the NSR process (the next chapter presents NSR process details). Actually, Ru₁/CeO₂ showed very high NO_x storage properties by virtue of the formation of stable Ru–NO complexes and a high NO_x spillover rate to CeO₂. The Ru content required for excellent NO_x storage is only about 0.05 wt%. To promote the catalytic performance of conventional SACs further, a dual-site



strategy that functions by arranging two atoms in adjacent positions has been developed recently. Tan *et al.* prepared homogeneous $\text{Pd}_x\text{Rh}_{1-x}$ solid solutions as dual-atom-site catalysts (DACs).²⁹ The Rh–Pd dual atom sites of $\text{Pd}_{0.1}\text{Rh}_{0.9}$ and $\text{Pd}_{0.3}\text{Rh}_{0.7}$ activated CO and NO in a TWC reaction, showing better activity than that of pure Rh. Zhou *et al.* immobilised Pt and Pd double atoms on a CeO_2 support (Pt–Pd SAC).³⁰ The synergistic effect between adjacent Pt and Pd atoms is that they function separately as active sites for CO and NO adsorption. The Pt–Pd structure promotes the migration of active intermediates effectively and accelerates the reaction rate.

Although many materials are being developed as described above, their activity at low temperatures in actual exhaust gas environments (where oxygen and water vapour are present) remains low. In addition, despite the potential for reducing the use of precious metals using alloy catalysts, SACs, and DACs, the use of precious metals is still the mainstream today. Efforts to develop precious metal-free catalysts must be pursued.³¹

3.2. NO_x storage reduction (NSR) catalysts

Many reactions follow the rate equation $r = k[\text{A}]^a[\text{B}]^b \dots$. The reaction rate is proportional to the rate constant and to the concentration of reactants. One option for increasing the reactants' concentration is the lean NO_x trap catalyst. Lean-burn gasoline engines have attracted attention recently because they emit less CO_2 and have better fuel efficiency than that of conventional gasoline engines.^{32–34} However, because of the large amounts of oxygen in exhaust gases in the cases of excessive lean combustion, conventional three-way catalysts are ineffective at reducing NO_x . The NO_x storage reduction (NSR) method, reported by Toyota Motor Corp., is a leading technology for controlling NO_x emissions under lean combustion conditions.³⁵ The NSR catalyst adsorbs the NO_x produced by the lean combustion. Fuel is injected at once to create a rich condition. Then the adsorbed species are simultaneously reduced and removed. In the lean atmosphere, NO is oxidised to NO_2 on the precious metal (mainly Pt); then it is stored in the form of nitrates on the surface of alkaline earth oxide (mostly Ba). In the subsequent rich environment, the stored NO_x is reduced to N_2 on the precious metal, thereby regenerating the catalyst.^{36–38} The readily apparent source of reductants (H_2 , CO and HC) is the onboard fuel in lean-burn gasoline engines, but the efficiency of NO_x reduction varies depending on the reductant which is used.³⁶ In fact, H_2 is the most effective for NO_x reduction and catalyst surface regeneration. In contrast, CO and C_3H_6 are less effective as reductants at low operating temperatures; also, C_3H_8 shows no NO_x reduction ability for stored NO_x .³⁹ Next, we specifically examine the NSR process using H_2 . Several studies have specifically assessed the reduction mechanism of stored NO_x by H_2 . One mechanism is called reverse NO_x spillover, by which NO_x stored as nitrates reportedly spills over to the Pt site. Then NO and N_2 are released by the reductant.^{40–43} Other proposed mechanisms include the activation of H_2 on Pt sites and subsequent hydrogen spillover to adsorbed nitrate.^{40,41,44,45} However, the NSR process requires

frequent injection of rich spikes. The consequent deterioration in fuel efficiency is unavoidable.^{46,47}

In the NSR process, the selectivity of the products toward N_2 or NH_3 can be influenced by the air–fuel ratio during rich spikes.⁴⁸ To optimise this feature, a synergistic combination of NSR and selective catalytic reduction (SCR) technologies has been developed.^{48–51} The NH_3 generated by NSR can serve as a reductant in the SCR catalyst, thereby improving the NO_x removal efficiency.⁴⁸ Traditionally, AdBlue[®] is used commercially as a reductant in SCR systems, but combining NSR with SCR reduces ammonia consumption and lowers PGM usage.^{49,50} Onrubia-Calvo *et al.* summarise a comparison of stand-alone NSR, stand-alone SCR, sequential NSR–SCR, and dual layer NSR–SCR technologies for NO_x removal in diesel light-duty vehicles.⁵² Although the combination of these technologies is important for reducing exhaust gas during cold start and for reducing other components (NO_x , NH_3 , N_2O , etc.), its system complexity and high power consumption are expected to create challenges for this development.

3.3. Synergistic catalytic processes for NO_x conversion

The use of external force fields in catalytic processes has been proposed to increase reaction rate constants. Specifically, electrically heated catalysts (EHCs), microwave-assisted catalysts, and non-equilibrium plasma-assisted catalysts have been proposed. EHCs can heat the catalyst electrically and activate it from low temperatures, even during cold starts when the temperature is low and the catalytic activity is not fully functioning.^{53–55} EHC uses a metal honeycomb as the catalyst substrate. By applying electricity through the structure, the catalyst itself is heated. Consequently, the temperature rises quickly to the operating temperature. Furthermore, the temperature distribution in the radial direction is uniform. Stable catalytic performance can be achieved. In actuality, EHC is a promising solution for reducing emissions during cold engine start-up by virtue of its flexibility in temperature control. Moreover, it is highly convenient for application to hybrid electric vehicles (HEVs).⁵³ However, it is necessary to input as much as 2 kW of power to reach 773 K from room temperature within 20 s after engine start.⁵⁶ Even in motorcycle engines, EHC devices with a heating power of 96 W are used to reach the working temperature in 120 s.⁵⁷ In fact, EHCs have high power consumption, leading to issues such as higher costs, increased weight, improved mounting performance, and the need for larger generators, and additional batteries. Therefore, many shortcomings persist in practical terms.

Microwave-assisted catalytic reactions have attracted much attention because they markedly improve the rate and selectivity of catalytic reactions under mild conditions.^{58–60} Microwaves are extremely high-frequency electromagnetic waves between radio waves and infrared rays. They therefore have a selective effect on polar molecules. Evaluations of the direct decomposition of NO using microwaves have been conducted. Direct decomposition of NO requires a certain power output to maintain a high reaction temperature. In the past, direct decomposition of NO using microwaves required continuous energy output of approximately 300 W.⁶¹ energy consumption is high when treating low-concentration exhaust gas at high flow



rates. Yu *et al.* investigated the decomposition of NO into N₂ and O₂ by first adsorbing NO using an adsorbent and by then irradiating it with microwaves.⁵⁹ A new, inexpensive adsorbent with a high adsorption capacity, MgCo₂O₄-BaCO₃/active carbon composite, was developed.⁶⁰ Most of the NO was adsorbed chemically onto the active sites of MgCo₂O₄ and BaCO₃. Some of it was adsorbed physically onto the active carbon. Subsequently, the adsorbed NO was decomposed into N₂ and O₂ under microwave irradiation. Actually, O₂, which is a non-polar molecule, is not activated by low-temperature microwave electromagnetic fields. Therefore, almost no formation of NO₂ occurred through reactions between coexisting O₂ and NO. These studies demonstrate the potential for a new, highly efficient, low-energy-consumption method by combining adsorption and microwaves. However, even for these studies, up to 300 W of energy was necessary to decompose NO. Moreover, consideration of the microwave irradiation of honeycomb catalysts for practical automotive applications presents challenges in the effective use of microwaves. Current research investigating the combination of direct NO decomposition and microwave irradiation remains largely in the laboratory stage, mostly using catalysts that are in powder form.⁶² Herein, we highlight an example in which, instead of direct NO decomposition, the catalytic oxidation of gaseous toluene was achieved using a Cu-Mn-Ce/cordierite honeycomb catalyst under microwave heating. After 10 min of irradiation at 117 W, the catalyst temperature increased only to approximately 40 K.⁶³ This limited temperature increase is attributed to the low microwave absorption capacity of the honeycomb substrate. In powder materials, microwaves generate heat uniformly throughout their volume, thereby minimising processing time, reducing power consumption, and improving diffusion rates. All represent important benefits.⁶⁴ Those benefits notwithstanding, because of the low energy efficiency of microwave-assisted processes in monolithic supports, the path to practical implementation remains challenging.

Plasma research is attracting attention as a technical solution to the low-temperature activity of catalysts.⁶⁵ Plasma is a partially or fully ionised gas comprising various particles such as electrons, ions, atoms, and molecules. In non-thermal plasma (NTP), the temperature is not in the thermal equilibrium; it differs greatly between electrons and other particles (ions, atoms and molecules). In this sense, NTP is also called “non-equilibrium plasma” or “cold plasma”. Because of their small mass, electrons can be accelerated easily by an electric field. The electron temperature in the NTP is usually between 10 000 K and 250 000 K (1–20 eV). Gholami *et al.* outlined a combination of NTP and catalytic systems as an alternative technology for removing NO_x from stationary and mobile emission sources in lean-burn combustion.⁶⁶ Plasma catalytic systems are applied mostly at low temperatures (below 573 K), at which current thermal activation techniques are inefficient. In general, NTP engenders the formation of oxygenated species such as aldehydes and nitrogen-containing organic species. Also, NO is converted to NO₂, improving the NO_x removal rate in HC-SCR and NH₃-SCR reactions. Shi *et al.* developed non-thermal plasma-assisted NO_x storage and reduction.^{67–70}

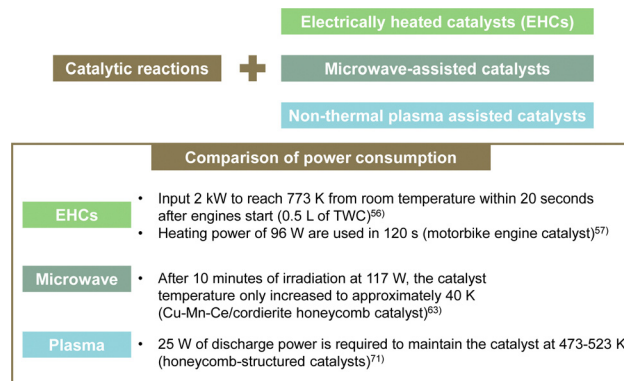


Fig. 6 Overview of a comparison of various synergistic catalytic processes.

Using H₂ plasma to regenerate NSR catalysts improved NO_x conversion, especially in the low-temperature range: 423 K and above. However, inhibition caused by adding H₂O and CO₂ in the feed gas was observed in most of the studied catalysts. Furthermore, the hydrogen required for this H₂ plasma is supplied from the fuel itself. However, providing 1–3% H₂ through rich spikes can lead to reduced fuel efficiency. Consequently, numerous researchers have examined NO_x removal using plasma-catalytic systems, showing various synergistic effects. Nonetheless, no report describes the demonstration of the use of such systems in vehicles,⁶⁶ likely because of practical challenges in combining plasma technology with honeycomb-structured catalysts.⁷¹ Dielectric barrier discharge (DBD) plasma systems, which can generate NTP, require a discharge gap of several millimetres. This limitation poses issues such as pressure drop and low mechanical resistance, making high-throughput gas processing impractical. By contrast, honeycomb-structured catalysts, with their matrix of narrow channels, are known for lower pressure drop and high mechanical stability, marking them as promising alternatives. Nonetheless, the plasma discharge length is typically limited to a few centimetres, thereby restricting the gas volume, which can be processed and preventing sufficient chemical reactions on the catalyst, leading to incomplete removal of harmful substances from the exhaust. Nguyen *et al.* also conducted experiments on the SCR of NO_x using honeycomb plasma discharge.⁷¹ The feed gas consisted of 100 ppm NO and 86 ppm *n*-heptane, with a 60 L min^{−1} total flow rate and fixed water content of 2.4%. Plasma-assisted catalytic reactions require 25 W of discharge power, corresponding to a specific energy input of 25 J L^{−1} (SEI, energy density), to achieve 50% NO to NO₂ conversion at 473 K. Under these conditions, no removal or reduction of NO_x by the plasma discharge/honeycomb catalyst occurs: only oxidation of NO to NO₂. Although the energy consumption is lower than EHC or microwave-assisted catalytic reactions, it is impractical for assisting actual high throughput gas flow rates. Many challenges persist, hindering the practical application of plasma catalytic systems in vehicles using honeycomb catalysts.

Fig. 6 presents a summary of the power consumption necessary for EHCs, microwave irradiation, and plasma in catalytic reactions.



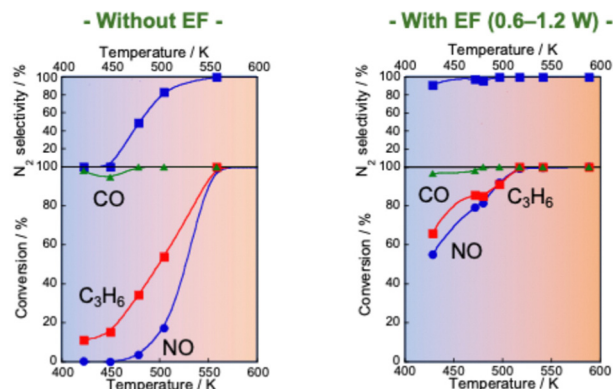


Fig. 7 NO, CO and C₃H₆ conversion and N₂ selectivity over 0.5 wt% Pd/Ce_{0.7}Zr_{0.3}O₂ under NO–C₃H₆–CO–O₂–H₂O reaction: NO, 2500 ppm; C₃H₆, 500 ppm; CO, 3000 ppm; O₂, 2500 ppm; H₂O, 70 000 ppm; Ar balance; SV, 72 000 h^{–1}, applying 1.5 mA direct current. Reproduced from ref. 75 with permission from RSC Publishing, copyright 2021.

3.4. Electric field-assisted three-way catalysis

Although EHC, plasma and microwave assistance constitute important technical solutions for the low-temperature activity of catalysts, they yet require large amounts of electrical energy. That energy presents important challenges for maintaining stable catalytic reactions.

In contrast, the catalytic process of applying a direct current electric field to a semi-conductive catalyst is known to be able to operate at low temperatures and to be energy efficient.^{72–74} Various applications to different reactions have been investigated. Applying an electric field to the catalytic process of NO_x conversion is also very attractive.

Reportedly, a Pd catalyst (Pd/Ce_{0.7}Zr_{0.3}O₂) in an electric field shows extremely high three-way catalytic activity (TWC: NO–C₃H₆–CO–O₂–H₂O).^{75,76} When an electric field is applied, the conversions of NO, C₃H₆ and CO and the N₂ selectivity are extremely high, even with coexisting O₂ and H₂O and even at low temperatures (423–473 K), as presented in Fig. 7. The NO conversion and N₂ selectivity were 54.9% and 91.3% respectively, in the presence of an electric field at 428 K. NO conversion reaches 100% at 517 K. In contrast, in the absence of an electric field, the NO conversion rate and N₂ selectivity are very low (almost 0%) in the low-temperature range. For these tests, the catalyst layer temperature was measured directly using a thermocouple attached to the catalyst. The Joule heat effect from the applied direct current on the catalytic activity was confirmed. As a result, it was possible to state that the high

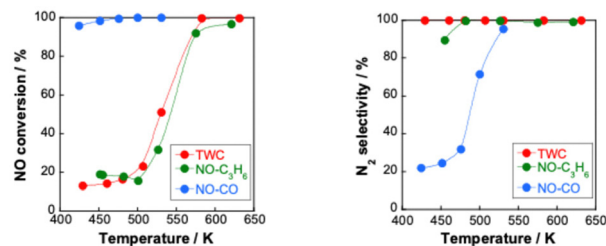


Fig. 8 NO conversion and N₂ selectivity over 0.5 wt% Pd/Ce_{0.7}Zr_{0.3}O₂ under NO–C₃H₆–CO–O₂–H₂O reaction (NO, 2500 ppm; C₃H₆, 500 ppm; CO, 3000 ppm; O₂, 2500 ppm; H₂O, 70 000 ppm; Ar balance; 200 cc min^{–1} total flow); NO–CO–O₂–H₂O reaction (NO, 2500 ppm; CO, 3000 ppm; O₂, 2500 ppm; H₂O, 70 000 ppm; Ar balance; 200 cc min^{–1} total flow) and NO–C₃H₆–O₂–H₂O reaction (NO, 2500 ppm; C₃H₆, 500 ppm; O₂, 2500 ppm; H₂O, 70 000 ppm; Ar balance; 200 cc min^{–1} total flow) with and without an electric field at 3 mA (denoted as EF); reproduced from ref. 75 with permission from RSC Publishing, copyright 2021.

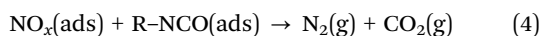
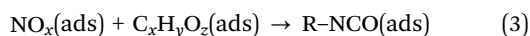
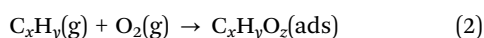
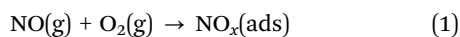
activity/selectivity was not attributable to Joule heat. Furthermore, the power consumption for applying the current was only 1.2 W at 428 K in this case. Therefore, catalysis in the electric field enables a highly efficient three-way catalytic system at much lower temperatures than those used for conventional systems. This promotion effect of the electric field differs entirely to that of EHC or plasma reactions introduced in the preceding section. To verify whether plasma effects can be neglected in this system, a plasma reaction was conducted using the same TWC gas composition. At 375 K and 468 K, the respective NO conversion rates achieved by plasma were only 5.6% and 7.4%. These values are markedly lower than the catalytic activity under an electric field shown in Table 1. Consequently, the promotion effect of the electric field on the TWC reaction is considerably greater than that of plasma reactions. The contribution of reducing agents (C₃H₆ and CO) to catalytic NO reduction at low temperatures in the electric field was investigated. Fig. 8 shows the NO conversion rate with and without an electric field in the low-temperature range (420–500 K catalyst layer temperature). In the NO–CO–O₂–H₂O conditions, the NO conversion rate was almost 100%, irrespective of the presence or absence of an electric field. No significant difference was found in the NO conversion rate. In contrast, in the NO–C₃H₆–O₂–H₂O conditions, a clear difference was found in the NO conversion rate with or without an electric field at 420–500 K. Furthermore, the NO conversion rate and N₂ selectivity achieved when an electric field was applied under the NO–C₃H₆–O₂–H₂O conditions were almost identical as a result of the TWC conditions. These results suggest that the NO–C₃H₆

Table 1 NO conversion over 0.5 wt% Pd/Ce_{0.7}Zr_{0.3}O₂ under NO–C₃H₆–CO–O₂–H₂O reaction (NO, 2500 ppm; C₃H₆, 500 ppm; CO, 3000 ppm; O₂, 2500 ppm; H₂O, 7 vol%, Ar balance; 200 cc min^{–1} total flow) for various reactions. Reproduced from ref. 75 with permission from RSC Publishing, copyright 2021

	NO conversion/%		
Plasma reaction	5.6 (at 375 K)	7.4 (at 468 K)	
NO decomposition in the electric field	2.7 (at 451 K)	2.3 (at 532 K)	2.5 (at 625 K)
Heated catalytic reaction	0.0 (at 420 K)	0.3 (at 449 K)	0.26 (at 478 K)
Electric field reaction with reductants (3 mA)	19.1 (at 414 K)	16.5 (at 433 K)	20.5 (at 457 K)



reaction is dominant under the TWC conditions with an electric field at low temperatures (420–500 K). To clarify the effects of coexisting O_2 on the TWC reaction, we conducted O_2 partial pressure dependence tests under both $NO-CO-O_2-H_2O$ and $NO-C_3H_6-O_2-H_2O$ conditions with and without an electric field. Under the $NO-CO-O_2-H_2O$ conditions, the conversion rate behaviours of the NO , CO , and O_2 in response to changes in O_2 concentration were the same with and without an electric field. The NO conversion rate decreased and the CO conversion rate increased concomitantly with increasing O_2 concentration. These trends suggest that CO was consumed by the $CO-O_2$ reaction rather than by the $NO-CO$ reaction. These findings indicate that the electric field does not contribute to the $NO-CO$ and $CO-O_2$ reactions in the low-temperature region (420–500 K). In contrast, under $NO-C_3H_6-O_2-H_2O$ conditions, a drastic difference was found in the dependence of the NO reaction rate on the O_2 concentration with and without an electric field. In the absence of an electric field, the NO reaction rate shows negative dependence on the O_2 concentration. However, under electric field conditions, the NO reaction rate is positively correlated with the O_2 concentration at 0–1000 ppm. The NO reaction rate decreases considerably at O_2 concentrations of 1000–1500 ppm because O_2 causes excessive adsorption on the Pd metal, the active site of the $NO-C_3H_6$ reaction. By contrast, O_2 positively affects the $NO-C_3H_6$ reaction at 0–1000 ppm O_2 . Reportedly, NO_x is reduced by hydrocarbons according to eqn (1)–(4).⁷⁷ The partially oxidised species of hydrocarbons ($C_xH_yO_z$) are known to be important intermediates in HC-SCR.⁷⁸



To investigate the adsorbed species and surface reactions on the $Pd/Ce_{0.7}Zr_{0.3}O_2$ catalyst, *in situ* DRIFTS measurements were taken by switching from C_3H_6 to NO flow. The results presented in Fig. 9 indicate that NO is adsorbed onto the $Pd/Ce_{0.7}Zr_{0.3}O_2$ catalyst as NO_2^-/NO_3^- . At the same time, adsorbed C_3H_6 is oxidised by the surface lattice oxygen of the support to form an

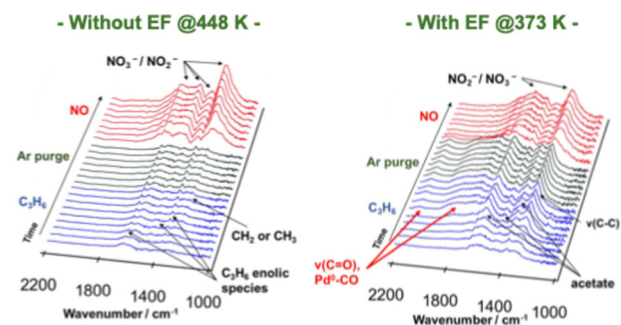


Fig. 9 DRIFT spectra of $Pd/Ce_{0.7}Zr_{0.3}O_2$ during the transient test, switching from C_3H_6 to NO flow. Reproduced from ref. 76 with permission from RSC Publishing, copyright 2022.

oxygenated species ($C_xH_yO_z$). Next, NO_2^-/NO_3^- and $C_xH_yO_z$ species mutually react to produce N_2 , CO_2 and H_2O as the final products. However, without an electric field, NO and C_3H_6 are simply adsorbed onto the catalyst surface; then NO reduction by C_3H_6 does not proceed. Therefore, in TWC under an electric field at low temperatures, promoting partial oxidation of C_3H_6 using the surface lattice oxygen of the catalyst support is an important role of the electric field. This promotion allows high activity of the $NO-C_3H_6$ reaction to be achieved even at low temperatures. Although the low-temperature activity is still insufficient, designing catalysts based on the mechanism of the electric field-assisted TWC reaction can engender a more power-efficient process with enhanced low-temperature activity. For example, because application of the electric field promotes the release of surface lattice oxygen on the catalyst support, adding a redox-active metal to improve oxygen release might be effective.

3.5. Electric field-assisted NSR process for lean NO_x reduction

Although NSR systems have been developed to purify exhaust gases from lean-burn engines, such systems require periodic operation, which adversely affects fuel efficiency.^{46,47} As a novel approach to this difficulty, catalysis in an electric field was proposed for lean NO_x reduction.⁷⁹ This new NSR process uses H_2 in a lean atmosphere to reduce stored NO_x without switching to rich combustion after NO_x storage, thereby improving engine efficiency. Lean NO_x reduction tests were conducted with and without an electric field using a 3 wt% Pt –16 wt% BaO/CeO catalyst. Total flow of 200 cc min^{−1} of 0.2 vol% H_2 , 8 vol% O_2 and 10 vol% H_2O was supplied. The stored NO_x was reduced at 423 K for 1 h. The results are presented in Fig. 10. In the absence of an electric field, the conversion rate from NO_x to N_2 was only 2.9%. By contrast, when a 6 mA electric field was applied, a high conversion rate of 13.1% was obtained even under lean conditions at the low temperature of 423 K. The conversion of adsorbed NO_x to N_2 increased linearly over time. This reaction behaviour remained almost unchanged even when the time of electric field application was doubled. The conversion rate more than doubled: from 13.1% to 29.1%. Observation of surface-adsorbed species by *in situ* transmission infrared spectroscopy (TIRS) measurements confirmed that more nitrate species were removed from the surface when an

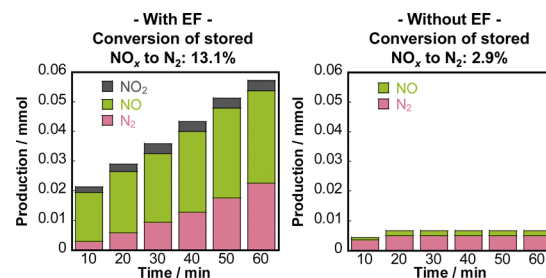


Fig. 10 Conversion of stored NO_x to N_2 , and the distribution of nitrogen-containing species in the outlet gas, calculated as nitrogen-based. Reproduced from ref. 79 with permission from RSC Publishing, copyright 2024.



electric field was applied in a lean atmosphere. The breakdown of the H_2 consumption during the reduction of NO_x adsorbed onto the Ba site to N_2 and NO was calculated from the stoichiometric ratios of H_2 , N_2 , and NO .^{80–82} The findings indicate that the total consumption of H_2 used to produce N_2 and NO in the electric field was 0.102 mmol, which is almost equal to the extra H_2 consumed during the application of the electric field (0.107 mmol). These findings suggest that the 3 wt% Pt–16 wt% BaO/CeO_2 catalyst can convert the adsorbed NO_x to N_2 using H_2 , even in a lean atmosphere, by application of an electric field. The important role of the electric field in NO_x reduction is to promote the activation and migration of hydrogen species. Earlier studies have demonstrated that applying an electric field to the reaction promotes hydrogen migration on the surface of the support.^{74,83–85} In heterogeneous catalysts under the electric field, the proton conductivity on the catalyst surface plays an important role: it provides a reaction pathway by collision between H^+ on the catalyst support and adsorbed substances on the supported metal.

To elucidate the promotion of hydrogen migration by the application of the electric field, lean NO_x reduction tests were conducted using a physical mixture of 3 wt% Pt/ CeO_2 and 16 wt% $\text{Ba}(\text{NO}_3)_2/\text{CeO}_2$ catalysts. In this physical mixture catalyst, Pt and $\text{Ba}(\text{NO}_3)_2$, which is pre-loaded with nitrate, are present separately. The results demonstrated that nitrate decomposition occurs not only near Pt but also at locations distant from Pt during the application of the electric field. In the lean NO_x reduction in the electric field, NO_x reduction proceeded only slightly without hydrogen, indicating that NO_x reduction results from hydrogen migration because of the electric field application. Furthermore, to assess the role of Pt for hydrogen migration, NO_x reduction tests were conducted using only the 16 wt% $\text{Ba}(\text{NO}_3)_2/\text{CeO}_2$ catalyst without Pt in an electric field. The amount of reduced NO_x decreased without Pt, indicating that Pt is necessary for hydrogen migration in an electric field. Therefore, hydrogen migrates from the Pt site to the adsorbed nitrate during lean NO_x reduction and reacts with the nitrate directly. Finally, based on the conventional mechanism of H_2 -induced NSR reactions (Section 3.2 presents related details), the EF-assisted NSR mechanism can be characterised as follows: during lean NO_x reduction, hydrogen is migrated from the Pt site to the $\text{Ba}(\text{NO}_3)_2$; it then reacts with the nitrate directly. The released NO_x reaches the Pt site, where the NO_x is

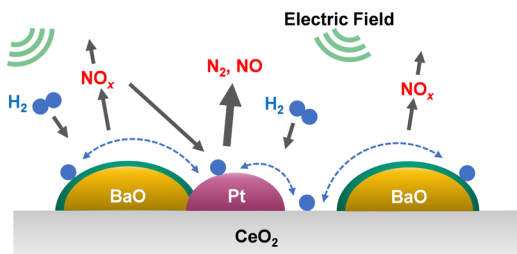


Fig. 11 Assumed reaction model for electric field-assisted lean NO_x reduction over 3 wt% Pt–16 wt% BaO/CeO_2 . Reproduced from ref. 79 with permission from RSC Publishing, copyright 2024.

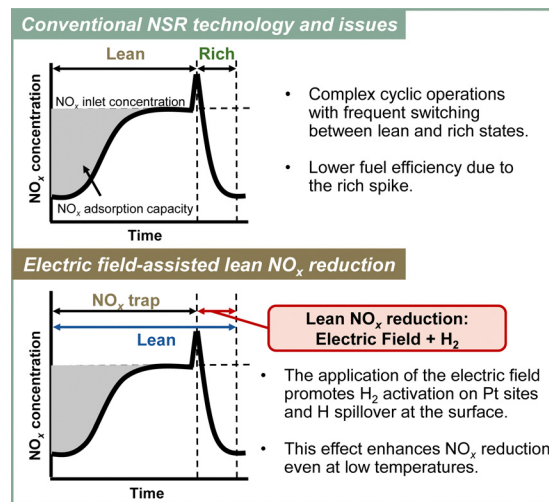
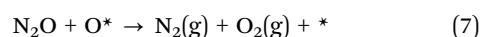
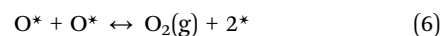
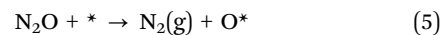


Fig. 12 Conceptual diagram of the electric field-assisted catalytic process approach to the issues of conventional NSR technology.

reduced to form N_2 (Fig. 11). This proposed EF-assisted NSR process can reduce stored NO_x under excess oxygen conditions and at low temperatures. However, it currently has limitations attributable to insufficient activity and extended reduction times (e.g., even after one hour of reduction, NO_x conversion at 423 K remains at 13.1%). To overcome these shortcomings, it will be necessary to design catalysts with closer Pt and BaO contact and to optimise the applied current. For future applications, this innovative method is expected to use surplus vehicle power to purify exhaust gas, promote hydrogen transfer, and improve NO_x reduction, even at low temperatures (Fig. 12).

4. N_2O removal

During both nitrification and denitrification processes, N_2O is produced by various microorganisms through the oxidation and reduction of nitrogen. Mainly, N_2O of natural origin is produced during the processes of nitrification and denitrification occurring in the oceans and soil. The main sources of anthropogenic N_2O emissions are agriculture, engine exhaust gas, and emissions from nitric acid plants.^{9,86} The most suitable post-treatment technologies used for N_2O reduction are direct catalytic cracking and selective catalytic reduction (SCR).^{86–88} Direct decomposition is the most efficient, cost-effective and environmentally friendly method for reducing N_2O emissions. It is a process by which N_2O is decomposed directly into non-toxic and harmless N_2 and O_2 on a catalyst, creating no secondary pollution. The reaction temperature can be lower than that of pyrolysis.⁸⁶ The widely accepted model for the reaction mechanism of direct catalytic decomposition of N_2O consists of the following three basic reaction equations.^{89–92}



The N_2O molecule is adsorbed onto the active site (*) on the catalyst surface. It then decomposes into $\text{N}_2(\text{g})$ and adsorbed oxygen (reaction (5)). Subsequently, the active site is regenerated by the Langmuir–Hinshelwood (L–H) and/or Eley–Rideal (E–R) mechanisms. Thereby, the entire catalytic cycle is completed. In other words, the catalytic surface is regenerated by recombination of adsorbed oxygen species (reaction (6): L–H mechanism) or reaction with another N_2O molecule (reaction (7): E–R mechanism). It is noteworthy that while the recombination of oxygen atoms is a reversible process, regeneration of the active site by N_2O is irreversible because N_2O and O_2 adsorb on the catalyst, mutually competing.^{93,94} Adding reducing agents (NO ,⁹⁵ NH_3 ,⁹⁶ H_2 ,⁹⁷ CO ,⁹⁸ CH_4 ,⁹⁹ C_3H_6 ,¹⁰⁰) is known to lower the reaction temperature of catalytic reduction of N_2O and to improve catalytic efficiency. Although the operational cost of SCR might increase because of the consumption of a certain amount of reducing agent, the removal of N_2O is thought to be accelerated by more easily removing surface oxygen in the presence of a reducing agent.⁸⁶

4.1. Synergistic catalytic processes of N_2O removal

Wu *et al.* outlined N_2O conversion technologies systematically using not only conventional thermal catalysis, but also light, electricity, and non-catalytic methods. Improvement of N_2O decomposition performance by coupling technologies such as plasma synergistic catalysis and microwave-assisted catalysis has been demonstrated.⁸⁸ In addition, Vadikkeetil *et al.* introduced the salient benefits of plasma–catalyst hybrid methods, which are applied widely to N_2O decomposition, including the abilities to initiate chemical reactions at low temperatures and to improve selectivity.¹⁰¹ In most cases, a single-stage plasma catalytic reactor is used, in which the catalyst pellets are in direct contact with the alternating current (AC)-driven plasma.^{102,103} The synergistic effect of NTP (non-thermal plasma) on N_2O catalytic decomposition with hydroxyapatite (HAP)-supported Rh and Fe catalysts was studied by Tan *et al.*¹⁰² When NTP is applied, the N_2O conversion rate of RhFe/HAP-11 at 473 K increases considerably from 7.1% to 90.0%. This improvement is attributable to the involvement of free radicals in the discharge process, and to the longer lifetime of active species, even at high temperatures. The reaction using NTP technology alone requires great amounts of energy. For example, the denitrification efficiency is only 46.6% at an output power of 2 kW. By contrast, NTP combined with RhFe/HAP catalysts can achieve denitrification efficiency of 90% for 10 vol% N_2O using plasma output energy of only 4 W and a reaction temperature of 473 K. Jo *et al.* and Ko *et al.* have reported $\gamma\text{-Al}_2\text{O}_3$ as effective for N_2O decomposition using the plasma catalytic process.^{103,104} Among the metals investigated (Ru, Co, Cu, V, *etc.*), Ru was found to be the most suitable catalyst for N_2O decomposition in the plasma catalytic reactor.¹⁰³ In the absence of plasma, the decomposition efficiency decreased considerably from 59% to 9% as the oxygen content was changed from 0% to 20%. Similarly, the plasma–catalyst decomposition efficiency decreased concomitantly with increasing O_2 content, but the degree of decrease was not as pronounced as in the case of using the catalyst alone (from 90% to about 65%). In addition, Li *et al.* summarised the N_2O decomposition mechanism.¹⁰⁴

Microwave-assisted N_2O decomposition was investigated using an alumina-modified nickel–cobalt-based SiC (NiCoAl/SiC).¹⁰⁵ For this study, research was conducted of high concentrations of N_2O (20 vol%–50 vol% N_2O) to mimic the typical composition of the downstream from an adipic acid production plant. The results clarified that the microwave-assisted process removed N_2O completely from the high-concentration stream (50 vol%) at 823 K. In actuality, this is the same temperature necessary to remove N_2O from a low-concentration gas stream (20 vol%) using conventional heating processes. Microwave heating technology allows selective heating of the catalyst. The heat flux is directed from the inside to the outside of the catalyst bed, which is the opposite of conventional heating, thereby minimising energy losses and creating a more uniform temperature profile within the catalyst bed. As a result, better catalyst performance and shorter processing times can be achieved.¹⁰⁶ Furthermore, because microwave heating is an electricity-based technology, some room remains for the electrification of industrial processes, which is thought to enhance environmental sustainability.

4.2. Catalytic N_2O decomposition in the presence of O_2 with an electric field

We have developed a process combining an electric field catalytic process with N_2O decomposition reactions, which establishes an N_2O direct decomposition cycle at low temperatures.¹⁰⁷ Results have shown that applying an electric field to a 0.5 wt% Rh/Ce_{0.7}Zr_{0.3}O₂ catalyst enables efficient decomposition of N_2O , even at low temperatures and in the presence of excess oxygen and water vapour (Fig. 13).

Furthermore, the results indicate that the reaction is accelerated when assisted by an electric field, even when using inexpensive base metals such as Fe, Co, Ni, or Cu. Moreover, the reaction can be driven with extremely low energy consumption, requiring power consumption of only around 0.6 W. To elucidate the mechanism of direct decomposition of N_2O , we conducted tests to measure the effect of partial pressures of N_2O and O_2 . The relevant results are presented in Table 2.

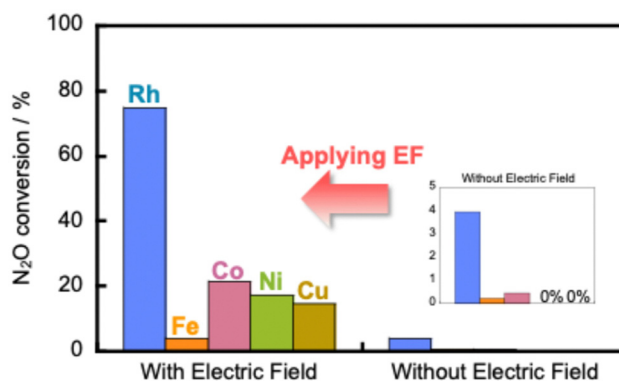


Fig. 13 Catalytic decomposition of N_2O over 0.5 wt% Rh/Ce_{0.7}Zr_{0.3}O₂ and 5 wt% Fe, Co, Ni, Cu/Ce_{0.7}Zr_{0.3}O₂ catalysts with and without the electric field at 473 K. Conditions: 1000 ppm N_2O + 10% O_2 ; 200 mg catalyst weight; 100 mL min^{−1} total flow rate; SV, 50 000 h^{−1}; 0 or 6 mA current. Reproduced from ref. 107 with permission from RSC Publishing, copyright 2024.



Table 2 Reaction orders of N_2O and O_2 with and without the electric field over the 0.5 wt% $\text{Rh}/\text{Ce}_{0.7}\text{Zr}_{0.3}\text{O}_2$ catalyst. Reproduced from ref. 107 with permission from RSC Publishing, copyright 2024

	With EF	Without EF
Reaction order (500–2000 ppm N_2O)	0.70	1.10
Reaction order (500–2000 ppm O_2)	−0.02	−0.21
Reaction order (5–15% O_2)	−0.06	−0.51

First, in the N_2O partial pressure change test (500–2000 ppm), the N_2O conversion rate was positively dependent on the N_2O partial pressure, both with and without the application of an electric field. For the O_2 partial pressure change test (500–2000 ppm, 5–15% O_2), the trend differs greatly depending on whether or not an electric field is applied. When no electric field was applied, the N_2O decomposition rate decreased as the O_2 partial pressure increased. These findings clarify that the N_2O decomposition reaction is inhibited by adsorbed oxygen. By contrast, when an electric field was applied, the dependence of the N_2O decomposition rate on the O_2 partial pressure was almost zero. The results show that the N_2O decomposition rate is independent of the oxygen concentration. These findings clarify that the reaction inhibition by coexisting oxygen was suppressed by electric field assistance. To elucidate details of the mechanism, we observed the ratio of nitrogen and oxygen production (N_2/O_2) immediately after supplying N_2O gas to the catalyst. The N_2/O_2 value was 2 during steady state. However, when the electric field was not applied, the result exceeded 2 in the early stages of the reaction. The catalyst surface was oxidised by N_2O . Oxygen was incorporated into the active site. By contrast, when an electric field was applied, the N_2/O_2 value was found to be less than 2 at the beginning of the reaction. This result suggests that when an electric field is applied, N_2O reacts with adsorbed oxygen on the catalyst surface to produce N_2 and O_2 in a 1 : 1 ratio. Therefore, the adsorbed oxygen in the electric field is actively involved in N_2O decomposition. Moreover, the direct decomposition of N_2O proceeds even at low temperatures in an oxygen-rich atmosphere. To clarify the role of the support Ce-Zr-O_x , the reduction performance of the support in the electric field was evaluated. Also, an isotope exchange test was conducted. To investigate the reduction properties of the support, H_2 -TPR of $\text{Ce}_{1-x}\text{Zr}_x\text{O}_2$ ($x = 0, 0.1$ and 0.3) was conducted under an electric field. The reduction performance improved with increasing Zr content, which is consistent with the order of N_2O decomposition performance ($x = 0.3 > 0.1 > 0$). Increasing Zr content doped into CeO_2 is well known to enhance the oxygen release capacity.^{108,109} Furthermore, to evaluate the oxygen transfer characteristics in an electric field, a transient response test was conducted using $^{18}\text{O}_2$. For this measurement, $\text{N}_2^{16}\text{O} + ^{18}\text{O}_2$ was supplied to the catalyst after the surface oxygen species in $\text{Ce}_{0.7}\text{Zr}_{0.3}\text{O}_2$ were filled with $^{18}\text{O}_2$. When an electric field was applied to the catalyst layer, $^{16}\text{O}^{18}\text{O}$ ($m/z = 34$) and $^{18}\text{O}_2$ ($m/z = 36$) were observed. The observation of ^{18}O fragments suggests that surface lattice oxygen is used by the application of an electric field. This result is probably attributable to the change in Ce valence and the resulting structural distortion caused by the electric field.^{110,111} These results suggest that the increasing Zr

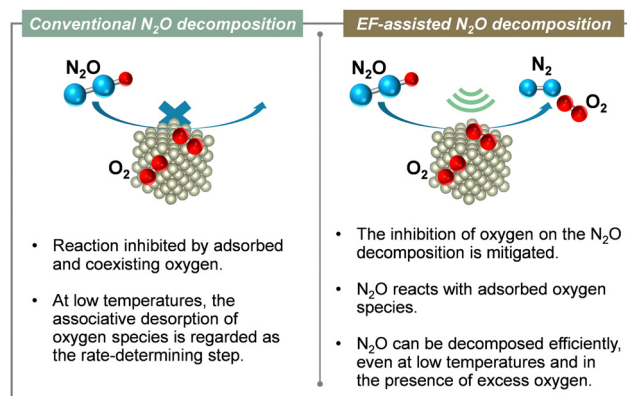


Fig. 14 Conceptual diagram of the electric field-assisted catalytic process approach to issues of conventional N_2O decomposition reaction.

content, in combination with an electric field assistance boosts the oxygen release capacity effectively. Consequently, during the EF-assisted catalytic N_2O decomposition, the surface lattice oxygen of the support migrated by the application of this electric field moves onto Rh because of the strong metal–support interaction, creating new active sites for the direct decomposition of N_2O .^{94,112,113} As a result, high N_2O decomposition activity is thought to be achievable even in an oxygen-rich atmosphere and at low temperatures with the aid of an electric field (Fig. 14). In future research, it will be necessary to improve low-temperature activity in the presence of other coexisting gases (H_2O , CO_2 , NO_x , NH_3 , *etc.*) and to develop more cost-effective catalysts.

4.3. N_2O adsorption and reduction

Because N_2O adsorption can remove trace gases from multi-component streams and because it can operate at low temperatures, it has been regarded as a promising N_2O removal method.^{114,115} It is a particularly promising method for the recovery and capture of N_2O from nitric acid plants and adipic acid plants. High concentrations of N_2O (> 30 vol%) are present in adipic acid plants, whereas dilute N_2O (0.05–0.2 vol%) is present at the exit of nitric acid plants.¹¹⁶ Furthermore, the concentration of N_2O by adsorption processes could promote the use of N_2O as a useful reagent in synthetic chemistry. For example, N_2O could be reused as medical nitrous oxide or as a strong oxidant for the selective oxidation of benzene to phenol.^{117,118} The appropriate adsorbent must combine several properties, such as high equilibrium adsorption capacity, fast adsorption–desorption kinetics, and high selectivity for N_2O .⁹⁰ Adsorbents of various types have been studied, including activated carbon, silica gel, metal–organic frameworks (MOFs), and zeolites.^{114,115,119} Yamashita *et al.* demonstrated that ion-exchanged mordenite zeolites (framework code: MOR), and more specifically calcium and sodium ion-exchanged aluminium-rich MOR zeolites, can exhibit high N_2O adsorption capacity in systems supplied with 200 ppm N_2O (up to 0.34 mmol- N_2O per gram of zeolite at 1 atm, 298 K).¹¹⁴ However, when gases such as CO_2 and H_2O were present, the N_2O adsorption capacity decreased to about half because the



adsorption sites were consumed by competitive adsorption. Yue *et al.* conducted a comprehensive study of N₂O adsorption by alkaline and alkaline earth metal ion (Li, Na, K, Mg, Ca, or Ba) exchanged FAU and CHA zeolites.¹²⁰ At room temperature, Ba-FAU and Na-CHA exhibited remarkable nitrous oxide adsorption of 2.25 mmol g⁻¹ and 2.41 mmol g⁻¹, respectively, at high concentrations of 50 000 ppm; also, Ba-FAU exhibited good adsorption of 0.35 mmol g⁻¹ at the extremely low concentration of 1000 ppm. The mechanism of N₂O adsorption on cationic zeolites and the characteristics of the host-guest interaction were elucidated using *in situ* FTIR spectroscopy and GCMC simulations. *In situ* FTIR spectra revealed that N₂O molecules are preferentially fixed to the outer framework cations *via* the terminal oxygen atoms, whereas they are stabilised by the electrostatic interaction with the central nitrogen atoms. This adsorption mode of N₂O was well supported by Grand Canonical Monte Carlo (GCMC) simulations. Nitrous oxide molecules prefer to be fixed to the framework cations *via* the terminal oxygen atoms. Simultaneously, they are stabilised by the framework oxygen through electrostatic interactions with the central nitrogen atoms. This stability might engender the rational design of new adsorbents. In addition, Hiraki *et al.* reported that NaCaA-85 zeolite exhibited the highest performance of all adsorbents reported to date, with respective N₂O adsorption capacities of 1.33 mmol g⁻¹ and 4.69 mmol g⁻¹ at 0.3 and 100 torr.¹²¹ Unfortunately, pressurisation is necessary to improve the adsorption capacity, which entails energy loss. Studies of the regeneration of N₂O adsorbents have also been conducted in recent years.^{122–124} In a two-step N₂O capture and reduction system that uses CaO-incorporated zeolite (Ca zeolite) as an N₂O adsorbent and Pd nanoparticles on La-containing Al₂O₃ (Pd/La/Al₂O₃) as an N₂O reduction catalyst, the N₂O capture capacity and subsequent reduction capacity are maintained for at least 15 h (10 cycles).¹²⁴ When microwave assistance was combined with 13X zeolite, microwave heating did not change the zeolite structure; moreover, the adsorbent was regenerated completely after the desorption step.¹²² Trinh *et al.* combined plasma decomposition with Ca-13X zeolite, which is an N₂O adsorbent.¹²³ After 60 min of N₂O adsorption using Ca-13X (510 ppm initial concentration, 0.5 L min⁻¹ gas flow rate), adsorbed N₂O was plasma-decomposed for 20 min, leading to N₂O removal efficiency of 96% at an equivalent ratio input energy of 1.1 kJ L⁻¹.

5. Conclusion and outlook

This paper specifically presents the latest developments in NO_x and N₂O removal technologies, among the environmental issues related to the nitrogen cycle. Both NO_x and N₂O emissions present urgent difficulties that must be addressed because NO_x causes air pollution and acid rain. Moreover, N₂O is a powerful greenhouse gas that strongly exacerbates climate change and ozone layer depletion. For the NO_x emission from internal combustion engines, the exhaust gas temperature is lowered year by year by virtue of improved combustion efficiency. Therefore, a need exists for catalysts

that show high activity at ever-lower temperatures. Purification rates higher than 90% are generally expected to be achievable up to 423 K (US Department of Energy's "150 °C Challenge").¹²⁵ Moreover, the development of new catalyst materials and processes is being emphasised to achieve this goal. Conventional technologies have limited activity and stability in low-temperature environments. Further improvements must be made to enhance the conversion of exhaust gas in next-generation conditions. NO_x removal technologies that combine external force fields, such as microwave assistance and non-equilibrium plasma assistance, hold some potential to be useful for reducing NO_x and N₂O at low temperatures. Unfortunately, they entail great amounts of energy consumption.

By contrast, electric field-assisted catalytic processes have low energy consumption. The electric field can control ionic conduction on the surface of the oxide support. Consequently, high reaction activity can be achieved even at low temperatures with low energy consumption. Moving forward, catalyst design innovations will specifically emphasise the development of low-cost catalytic strategies through computational chemistry and machine-learning approaches, as well as designing materials that enhance surface ion migration. In terms of scaled-up system design, it will be necessary to clarify the relation of power consumption to gas flow rate and catalyst volume, while exploring the application of electric fields to honeycomb-structured catalysts. Furthermore, optimising catalyst structures to minimise Joule loss is expected to be crucially important for improving overall process efficiency and for advancing this technology toward practical implementation. Ultimately, this technology presents the potential to use surplus power from HV/PHV vehicles for exhaust purification, thereby aiding in energy management as well. Fig. 15 presents an overview of the electric field-assisted catalytic process and future directions.

Technological development for reducing N₂O is persistently set as a priority target for future climate change countermeasures. In

Electric field-assisted catalytic processes

- High activity and selectivity at low temperature in TWC, NSR, and N₂O decomposition reactions.
- Migration of surface oxygen and hydrogen is promoted by applying the electric field.

Future

Catalyst design innovations

- Develop low-cost catalytic strategies using computational chemistry and machine-learning.
- Design materials to enhance surface ion migration.

Scale-up system design

- Clarify the relationship of power consumption to gas flow rate and catalyst volume.
- Apply electric field to honeycomb-structured catalysts.

Catalyst structure

- Optimize catalyst structure to reduce Joule loss.

Fig. 15 Overview of electric field-assisted catalytic processes and suggested future directions.



addition, technologies for controlling N₂O emissions from agriculture and sewage treatment are being earnestly sought. There is ongoing development of materials that adsorb low-concentration N₂O. In the future, it will also be fundamentally important to develop a technology process for regenerating N₂O adsorbents. Therefore, the combination of N₂O adsorbents and electric-field-assisted catalysts appears to be promising. Important future prospects include improved low-cost, low-temperature catalysis, and development of new catalyst materials such as alloys or single-atom catalysts (SAC)/dual-atom-site catalysts (DACs), all while enhancing our understanding of energy-saving catalytic processes. Combining these technologies and concepts is hoped to engender the development of innovative exhaust gas purification catalysts. In addition, the collaboration of policy and technological innovation is expected to support the achievement of a more practical and sustainable nitrogen cycle. Further progress is also anticipated in NO_x and N₂O reduction technology.

Author contributions

Data curation and formal analysis: A. Shigemoto, Y. Sekine, investigation: A. Shigemoto, methodology: A. Shigemoto, visualization: A. Shigemoto, writing – original draft, review & editing: A. Shigemoto, Y. Sekine, conceptualization, project administration and supervision: Y. Sekine.

Data availability

The data supporting this article have been included in the manuscript itself and cited literature.

Conflicts of interest

There are no conflicts to declare.

Notes and references

- J. Rockström, W. Steffen, K. Noone, Å. Persson, F. S. Chapin, E. F. Lambin, T. M. Lenton, M. Scheffer, C. Folke, H. J. Schellnhuber, B. Nykvist, C. A. de Wit, T. Hughes, S. van der Leeuw, H. Rodhe, S. Sörlin, P. K. Snyder, R. Costanza, U. Svedin, M. Falkenmark, L. Karlberg, R. W. Corell, V. J. Fabry, J. Hansen, B. Walker, D. Liverman, K. Richardson, P. Crutzen and J. A. Foley, *Nature*, 2009, **461**, 472–475.
- K. Richardson, W. Steffen, W. Lucht, J. Bendtsen, S. E. Cornell, J. F. Donges, M. Drüke, I. Fetzer, G. Bala, W. von Bloh, G. Feulner, S. Fiedler, D. Gerten, T. Gleeson, M. Hofmann, W. Huiskamp, M. Kumm, C. Mohan, D. Nogués-Bravo, S. Petri, M. Porkka, S. Rahmstorf, S. Schaphoff, K. Thonicke, A. Tobian, V. Virkki, L. Wang-Erlandsson, L. Weber and J. Rockström, *Sci. Adv.*, 2023, **9**, eadh2458.
- L. Y. Stein and M. G. Klotz, *Curr. Biol.*, 2016, **26**, R94–R98.
- S. Reis, M. Bekunda, C. M. Howard, N. Karanja, W. Winiwarer, X. Yan, A. Bleeker and M. A. Sutton, *Environ. Res. Lett.*, 2016, **11**, 120205.
- J. N. Galloway, J. D. Aber, J. W. Erisman, S. P. Seitzinger, R. W. Howarth, E. B. Cowling and B. J. Cosby, *BioScience*, 2003, **53**, 341–356.
- H. Shibata, J. N. Galloway, A. M. Leach, L. R. Cattaneo, L. Cattell Noll, J. W. Erisman, B. Gu, X. Liang, K. Hayashi, L. Ma, T. Dalgaard, M. Graversgaard, D. Chen, K. Nansai, J. Shindo, K. Matsubae, A. Oita, M. C. Su, S. I. Mishima and A. Bleeker, *Ambio*, 2017, **46**, 129–142.
- N. Gruber and J. N. Galloway, *Nature*, 2008, **451**, 293–296.
- J. N. Galloway, A. R. Townsend, J. W. Erisman, M. Bekunda, Z. Cai, J. R. Freney, L. A. Martinelli, S. P. Seitzinger and M. A. Sutton, *Science*, 2008, **320**, 889–892.
- Climate Change 2021: The Physical Science Basis. Contribution of Working Group I to the Sixth Assessment Report of the Intergovernmental Panel on Climate Change.
- K. Hayashi, H. Shibata, A. Oita, K. Nishina, A. Ito, K. Katagiri, J. Shindo and W. Winiwarer, *Environ. Pollut.*, 2021, **286**, 117559.
- X. Zhang, B. B. Ward and D. M. Sigman, *Chem. Rev.*, 2020, **120**, 5308–5351.
- J.-Y. Fang, Q.-Z. Zheng, Y.-Y. Lou, K.-M. Zhao, S.-N. Hu, G. Li, O. Akdim, X.-Y. Huang and S.-G. Sun, *Nat. Commun.*, 2022, **13**, 7899.
- Y. Liu, X. Zhang and J. Wang, *Chemosphere*, 2022, **291**, 132728.
- S. Xiang, Y. Liu, G. Zhang, R. Ruan, Y. Wang, X. Wu, H. Zheng, Q. Zhang and L. Cao, *World J. Microbiol. Biotechnol.*, 2020, **36**, 144.
- Council of the European Union, Euro 7, 16960/1/23 REV 1, 2023.
- R. M. Heck and R. J. Farrauto, *Appl. Catal., A*, 2001, **221**, 443–457.
- S. Rood, S. Eslava, A. Manigrasso and C. Bannister, *Proc. Inst. Mech. Eng., Part D*, 2020, **234**, 936–949.
- J. Wang, H. Chen, Z. Hu, M. Yao and Y. Li, *Catal. Rev.*, 2015, **57**, 79–144.
- S. K. Hoekman, *SAE Int. J. Fuels Lubr.*, 2020, **13**, 79–98.
- T. Nagasawa, A. Kobayashi, S. Sato, H. Kosaka, K. Kim, H. M. You, K. Hanamura, A. Terada and T. Mishima, *Chem. Eng. J.*, 2023, **453**, 139937.
- H. M. You, T. Nagasawa, J. W. Lee, H. Kwon and K. Kim, *Appl. Surf. Sci.*, 2024, **648**, 159045.
- K. Sato, H. Tomonaga, T. Yamamoto, S. Matsumura, N. D. B. Zulkifli, T. Ishimoto, M. Koyama, K. Kusada, H. Kobayashi, H. Kitagawa and K. Nagaoka, *Sci. Rep.*, 2016, **6**, 28265.
- K. Kusada, D. Wu, Y. Nanba, M. Koyama, T. Yamamoto, X. Q. Tran, T. Toriyama, S. Matsumura, A. Ito, K. Sato, K. Nagaoka, O. Seo, C. Song, Y. Chen, N. Palina, L. S. R. Kumara, S. Hiroi, O. Sakata, S. Kawaguchi, Y. Kubota and H. Kitagawa, *Adv. Mater.*, 2021, **33**, 2005206.
- N. Zhang, C. Ye, H. Yan, L. Li, H. He, D. Wang and Y. Li, *Nano Res.*, 2020, **13**, 3165–3182.
- L. Nie, D. Mei, H. Xiong, B. Peng, Z. Ren, X. I. P. Hernandez, A. DeLaRiva, M. Wang, M. H. Engelhard, L. Kovarik, A. K. Datye and Y. Wang, *Science*, 2017, **358**, 1419–1423.
- J. Tian, K. Khivantsev, Y. Lu, S. Xue, Z. Zhang, J. Szanyi and Y. Wang, *ChemCatChem*, 2024, **16**, e202301227.
- K. Khivantsev, C. G. Vargas, J. Tian, L. Kovarik, N. R. Jaegers, J. Szanyi and Y. Wang, *Angew. Chem., Int. Ed.*, 2021, **60**, 391–398.
- K. Khivantsev, N. R. Jaegers, H. A. Aleksandrov, I. Song, X. I. Pereira-Hernandez, M. H. Engelhard, J. Tian, L. Chen, D. Motta Meira, L. Kovarik, G. N. Vayssilov, Y. Wang and J. Szanyi, *J. Am. Chem. Soc.*, 2023, **145**, 5029–5040.
- Z. Tan, M. Haneda, H. Kitagawa and B. Huang, *Angew. Chem., Int. Ed.*, 2022, **61**, e202202588.
- X. Zhou, K. Han, K. Li, J. Pan, X. Wang, W. Shi, S. Song and H. Zhang, *Adv. Mater.*, 2022, **34**, 2201859.
- H. Asakura, M. Kirihaara, K. Fujita, S. Hosokawa, S. Kikkawa, K. Teramura and T. Tanaka, *Ind. Eng. Chem. Res.*, 2020, **59**, 19907–19917.
- S. Schemme, R. C. Samsun, R. Peters and D. Stolten, *Fuel*, 2017, **205**, 198–221.
- N. Hooftman, M. Messagie, J. Van Mierlo and T. Coosemans, *Renewable Sustainable Energy Rev.*, 2018, **86**, 1–21.
- S. A. Yashnik, *Catal. Ind.*, 2022, **14**, 283–297.
- N. Takahashi, H. Shinjoh, T. Iijima, T. Suzuki, K. Yamazaki, K. Yokota, H. Suzuki, N. Miyoshi, S. Matsumoto, T. Tanizawa, T. Tanaka, S. Tateishi and K. Kasahara, *Catal. Today*, 1996, **27**, 63–69.
- W. S. Epling, L. E. Campbell, A. Yezerets, N. W. Currier and J. E. Parks, *Catal. Rev.: Sci. Eng.*, 2004, **46**, 163–245.
- S. Matsumoto, *Catal. Today*, 2004, **90**, 183–190.
- S. Roy and A. Baiker, *Chem. Rev.*, 2009, **109**, 4054–4091.
- H. Abdulhamid, E. Fridell and M. Skoglundh, *Top. Catal.*, 2004, **30**, 161–168.
- Z. Liu and J. A. Anderson, *J. Catal.*, 2004, **224**, 18–27.



- 41 N. W. Cant, I. O. Y. Liu and M. J. Patterson, *J. Catal.*, 2006, **243**, 309–317.
- 42 L. Olsson, H. Persson, E. Fridell, M. Skoglundh and B. Andersson, *J. Phys. Chem. B*, 2001, **105**, 6895–6906.
- 43 A. Scotti, I. Nova, E. Tronconi, L. Castoldi, L. Lietti and P. Forzatti, *Ind. Eng. Chem. Res.*, 2004, **43**, 4522–4534.
- 44 I. Nova, L. Lietti and P. Forzatti, *Catal. Today*, 2008, **136**, 128–135.
- 45 M. Machida, D. Kurogi and T. Kijima, *J. Phys. Chem. B*, 2003, **107**, 196–202.
- 46 L. Xu and R. W. McCabe, *Catal. Today*, 2012, **184**, 83–94.
- 47 I. Heo, Y. W. You, J. H. Lee, S. J. Schmieg, D. Y. Yoon and C. H. Kim, *Environ. Sci. Technol.*, 2020, **54**, 8344–8351.
- 48 M. Weibel, N. Waldbücker, R. Wunsch, D. Chatterjee, B. Bandl-Konrad and B. Krutzsch, *Top. Catal.*, 2009, **52**, 1702–1708.
- 49 L. Castoldi, R. Bonzi, L. Lietti, P. Forzatti, S. Morandi, G. Ghiotti and S. Dzwigaj, *J. Catal.*, 2011, **282**, 128–144.
- 50 S. Schönebaum, J. Dornseiffer, P. Mauermann, B. Wolkenar, S. Sterlepper, E. Wessel, R. Iskandar, J. Mayer, T. E. Weirich, S. Pischinger, O. Guillon and U. Simon, *ChemCatChem*, 2021, **13**, 1787–1805.
- 51 M. Pei, Y. Fan, Y. Li, Y. Huang, H. Xu, J. Wang and Y. Chen, *J. Energy Inst.*, 2024, **114**, 101646.
- 52 J. A. Onrubia-Calvo, B. Pereda-Ayo and J. R. González-Velasco, *Catalysis*, 2020, **10**, 208.
- 53 J. Gao, G. Tian and A. Sornioti, *Energy Sci. Eng.*, 2019, **7**, 2383–2397.
- 54 D. V. Velmurugan, T. McKelvey and J. O. Olsson, *IFAC-PapersOnLine*, 2021, **54**, 526–533.
- 55 K. Kasahara and M. Iwamoto, *Handbook of Environmental Catalyst*, NTS Co. Ltd., Japan, 2001.
- 56 T. Souliotis, G. Koltsakis and Z. Samaras, *Catalysts*, 2021, **11**, 539.
- 57 R. F. Horng and H. M. Chou, *Proc. Inst. Mech. Eng., Part D*, 2003, **217**, 183–191.
- 58 W. Xu, J. Cai, J. Zhou, Z. You, Z. Su, N. Shi and Y. Ou, *Energy Technol.*, 2016, **4**, 856–863.
- 59 C. Yu, Y. Yi, J. Zhou and W. Xu, *Inorg. Chem. Front.*, 2023, **10**, 3808–3820.
- 60 C. Yu, T. Pan, X. Zhang, Z. You, Y. Yi, J. Zhou and W. Xu, *Sep. Purif. Technol.*, 2023, **322**, 124281.
- 61 W. Xu, J. Zhou, Z. You, Y. Luo and Y. Ou, *ChemCatChem*, 2015, **7**, 450–458.
- 62 B. Yuan, Z. Qian, Z. Zhang, L. Fu, S. Pan, R. Hao and Y. Zhao, *J. Environ. Sci.*, 2022, **120**, 144–157.
- 63 L. Bo and S. Sun, *Front. Chem. Sci. Eng.*, 2019, **13**, 385–392.
- 64 V. Palma, D. Barba, M. Cortese, M. Martino, S. Renda and E. Meloni, *Catalysts*, 2020, **10**, 246.
- 65 H. H. Kim, *Plasma Processes Polym.*, 2004, **1**, 91–110.
- 66 R. Gholami, C. E. Stere, A. Goguet and C. Hardacre, *Philos. Trans. R. Soc., A*, 2018, **376**, 20170054.
- 67 C. Shi, Z.-S. Zhang, M. Crocker, L. Xu, C.-Y. Wang, C. Au and A.-M. Zhu, *Catal. Today*, 2013, **211**, 96–103.
- 68 Z.-S. Zhang, M. Crocker, B.-B. Chen, Z.-F. Bai, X.-K. Wang and C. Shi, *Catal. Today*, 2015, **256**, 115–123.
- 69 Z.-S. Zhang, M. Crocker, B.-B. Chen, X.-K. Wang, Z.-F. Bai and C. Shi, *Catal. Today*, 2015, **258**, 386–395.
- 70 Z. Bai, Z. Zhang, B. Chen, Q. Zhao, M. Crocker and C. Shi, *Chem. Eng. J.*, 2017, **314**, 688–699.
- 71 D. B. Nguyen, N. Matyakubov, S. Saud, I. Heo, S.-J. Kim, Y. J. Kim, J. H. Lee and Y. S. Mok, *Environ. Sci. Technol.*, 2021, **55**, 6386–6396.
- 72 Y. Sekine and R. Manabe, *Faraday Discuss.*, 2021, **229**, 341–358.
- 73 Y. Hisai, Q. Ma, T. Qureshi, T. Watanabe, T. Higo, T. Norby and Y. Sekine, *Chem. Commun.*, 2021, **57**, 5737–5749.
- 74 Y. Sekine, *Faraday Discuss.*, 2023, **243**, 179–197.
- 75 Y. Omori, A. Shigemoto, K. Sugihara, T. Higo, T. Uenishi and Y. Sekine, *Catal. Sci. Technol.*, 2021, **11**, 4008–4011.
- 76 A. Shigemoto, T. Higo, Y. Narita, S. Yamazoe, T. Uenishi and Y. Sekine, *Catal. Sci. Technol.*, 2022, **12**, 4450–4455.
- 77 R. Burch, J. P. Breen and F. C. Meunier, *Appl. Catal., B*, 2002, **39**, 283–303.
- 78 T. Higo, K. Ueno, Y. Omori, H. Tsuchiya, S. Ogo, S. Hirose, H. Mikami and Y. Sekine, *RSC Adv.*, 2019, **9**, 22721–22728.
- 79 A. Shigemoto, Y. Inoda, C. Ukai, T. Higo, K. Oka and Y. Sekine, *Chem. Commun.*, 2024, **60**, 1563–1566.
- 80 P. Kočí, F. Plát, J. Štěpánek, Š. Bártová, M. Marek, M. Kubíček, V. Schmeißer, D. Chatterjee and M. Weibel, *Catal. Today*, 2009, **147**, S257–S264.
- 81 N. Maeda, A. Urakawa and A. Baiker, *J. Phys. Chem. C*, 2009, **113**, 16724–16735.
- 82 J. C. Martínez-Munuera, J. A. Giménez-Mañogil, R. Matarrese, L. Castoldi and A. García-García, *Appl. Sci.*, 2021, **11**, 5700.
- 83 R. Inagaki, R. Manabe, Y. Hisai, Y. Kamite, T. Yabe, S. Ogo and Y. Sekine, *Int. J. Hydrogen Energy*, 2018, **43**, 14310–14318.
- 84 M. Torimoto, S. Ogo, Y. Hisai, N. Nakano, A. Takahashi, Q. Ma, J. G. Seo, H. Tsuneki, T. Norby and Y. Sekine, *RSC Adv.*, 2020, **10**, 26418–26424.
- 85 K. Murakami, Y. Tanaka, R. Sakai, Y. Hisai, S. Hayashi, Y. Mizutani, T. Higo, S. Ogo, J. G. Seo, H. Tsuneki and Y. Sekine, *Chem. Commun.*, 2020, **56**, 3365–3368.
- 86 Z. Zhuang, B. Guan, J. Chen, C. Zheng, J. Zhou, T. Su, Y. Chen, C. Zhu, X. Hu, S. Zhao, J. Guo, H. Dang, Y. Zhang, Y. Yuan, C. Yi, C. Xu, B. Xu, W. Zeng, Y. Li, K. Shi, Y. He, Z. Wei and Z. Huang, *Chem. Eng. J.*, 2024, **486**, 150374.
- 87 M. Konsolakis, *ACS Catal.*, 2015, **5**, 6397–6421.
- 88 X. Wu, J. Du, Y. Gao, H. Wang, C. Zhang, R. Zhang, H. He, G. Lu and Z. Wu, *Chem. Soc. Rev.*, 2024, **53**, 8379–8423.
- 89 E. R. S. Winter, *J. Catal.*, 1974, **34**, 431–439.
- 90 F. Kapteijn, J. Rodríguez-Mirasol and J. A. Moulijn, *Appl. Catal., B*, 1996, **9**, 25–64.
- 91 T. Yamashita and A. Vannice, *J. Catal.*, 1996, **161**, 254–262.
- 92 H. Dandl and G. Emig, *Appl. Catal., A*, 1998, **168**, 261–268.
- 93 E. V. Kondratenko and J. Pérez-Ramírez, *Catal. Lett.*, 2003, **91**, 211–216.
- 94 S. Parres-Escapaz, I. Such-Basañez, M. J. Illán-Gómez, C. Salinas-Martínez de Lecea and A. Bueno-López, *J. Catal.*, 2010, **276**, 390–401.
- 95 P. J. Smeets, M. H. Groothaert, R. M. van Teeffelen, H. Leeman, E. J. M. Hensen and R. A. Schoonheydt, *J. Catal.*, 2007, **245**, 358–368.
- 96 A. Wang, Y. Wang, E. D. Walter, R. K. Kukkadapu, Y. Guo, G. Lu, R. S. Weber, Y. Wang, C. H. F. Peden and F. Gao, *J. Catal.*, 2018, **358**, 199–210.
- 97 J. Arenas-Alatorre, A. Gómez-Cortés, M. Avalos-Borja and G. Díaz, *J. Phys. Chem. B*, 2005, **109**, 2371–2376.
- 98 K. Pacultová, L. Obalová, F. Kovanda and K. Jiráková, *Catal. Today*, 2008, **137**, 385–389.
- 99 M. Konsolakis, I. V. Yentekakis, G. Pekridis, N. Kaklidis, A. C. Parras and G. E. Marnellos, *Appl. Catal., B*, 2013, **138–139**, 191–198.
- 100 M. Konsolakis, C. Drosou and I. V. Yentekakis, *Appl. Catal., B*, 2012, **123–124**, 405–413.
- 101 Y. Vadikkettil, Y. Subramaniam, R. Murugan, P. V. Ananthapadmanabhan, J. Mostaghimi, L. Pershin, C. Batiot-Dupeyrat and Y. Kobayashi, *Renewable Sustainable Energy Rev.*, 2022, **161**, 112343.
- 102 X. Tan, H. Chen, L. Shi, Q. Lu, S. Qi, C. Yi and B. Yang, *Catal. Lett.*, 2023, **153**, 3724–3733.
- 103 J. O. Jo, Q. H. Trinh, S. H. Kim and Y. S. Mok, *Catal. Today*, 2018, **310**, 42–48.
- 104 L. S. Ko, Y. S. Chen, K. L. Pan and M. B. Chang, *Catal. Commun.*, 2023, **177**, 106666.
- 105 O. Muccioli, E. Meloni, S. Renda, M. Martino, F. Brandani, P. Pullumbi and V. Palma, *Processes*, 2023, **11**, 1511.
- 106 E. Meloni, M. Martino, A. Ricca and V. Palma, *Int. J. Hydrogen Energy*, 2021, **46**, 13729–13747.
- 107 A. Shigemoto, T. Higo, C. Ukai, Y. Inoda, K. Mitarai and Y. Sekine, *Catal. Sci. Technol.*, 2024, **14**, 4471–4478.
- 108 M.-J. Kim, H. J. Kim, S.-J. Lee, I.-S. Ryu, H. C. Yoon, K. B. Lee and S. G. Jeon, *Catal. Commun.*, 2019, **130**, 105764.
- 109 A. Suda, K. Yamamura, Y. Ukyo, T. Sasaki, H. Sobukawa, T. Tanabe, Y. Nagai and M. Sugiura, *J. Ceram. Soc. Jpn.*, 2004, **112**, 581–585.
- 110 S. Ogo, H. Nakatsubo, K. Iwasaki, A. Sato, K. Murakami, T. Yabe, A. Ishikawa, H. Nakai and Y. Sekine, *J. Phys. Chem. C*, 2018, **122**, 2089–2096.
- 111 K. Takise, A. Sato, K. Muraguchi, S. Ogo and Y. Sekine, *Appl. Catal., A*, 2019, **573**, 56–63.
- 112 C. Moreau, A. Caravaca, P. Vernoux and S. Gil, *ChemCatChem*, 2020, **12**, 3042–3049.



- 113 G. S. Zafiris and R. J. Gorte, *J. Catal.*, 1993, **139**, 561–567.
- 114 K. Yamashita, Z. Liu, K. Iyoki, C. T. Chen, S. Miyagi, Y. Yanaba, Y. Yamauchi, T. Okubo and T. Wakiyara, *Chem. Commun.*, 2021, **57**, 1312–1315.
- 115 T. Wu, Y. Shen, L. Feng, Z. Tang and D. Zhang, *J. Chem. Eng. Data*, 2019, **64**, 3473–3482.
- 116 Y. Peng, F. Zhang, C. Xu, Q. Xiao, Y. Zhong and W. Zhu, *J. Chem. Eng. Data*, 2009, **54**, 3079–3081.
- 117 K. Severin, *Chem. Soc. Rev.*, 2015, **44**, 6375–6386.
- 118 F. Le Vaillant, A. M. Calbet, S. González-Pelayo, E. J. Reijerse, S. Ni, J. Busch and J. Cornella, *Nature*, 2022, **604**, 677–683.
- 119 J. Yang, B. Du, J. Liu, R. Krishna, F. Zhang, W. Zhou, Y. Wang, J. Li and B. Chen, *Chem. Commun.*, 2018, **54**, 14061–14064.
- 120 B. Yue, X. Lian, S. Liu, G. Wu, J. Xu and L. Li, *Chem. Eng. J.*, 2023, **462**, 142300.
- 121 S. Hiraki, H. Baba, I. Kobayashi, A. Oda, T. Ohkubo, Y. Ikemoto, T. Moriwaki and Y. Kuroda, *Chem. Commun.*, 2024, **60**, 4597–4600.
- 122 E. Meloni, M. Martino, M. Pierro, P. Pullumbi, F. Brandani and V. Palma, *Energies*, 2022, **15**, 4119.
- 123 Q. H. Trinh, S. H. Kim and Y. S. Mok, *Chem. Eng. J.*, 2016, **302**, 12–22.
- 124 Y. Jing, C. He, L. Wan, J. Tong, J. Zhang, S. Mine, N. Zhang, Y. Kageyama, H. Inomata, K. Shimizu and T. Toyao, *ACS ES&T Eng.*, 2024, DOI: [10.1021/acsestengg.4c00560](https://doi.org/10.1021/acsestengg.4c00560).
- 125 USDRIVE, Aftertreatment Protocols for Catalyst Characterization and Performance Evaluation: Low-Temperature Oxidation Catalyst Test Protocol, 2015.

