

# Environmental Science Processes & Impacts

Volume 25  
Number 5  
May 2023  
Pages 887-1008

rsc.li/espi



ISSN 2050-7887

**PAPER**

Hui Peng *et al.*  
Widespread presence of chlorinated paraffins in consumer  
products



Cite this: *Environ. Sci.: Processes Impacts*, 2023, 25, 893

## Widespread presence of chlorinated paraffins in consumer products†

Steven Kutarna,<sup>a</sup> Xuan Du,<sup>a</sup> Miriam L. Diamond,<sup>bc</sup> Arlene Blum<sup>de</sup> and Hui Peng<sup>id\*ac</sup>

Short-chain chlorinated paraffins (SCCPs) were listed for elimination under the Stockholm Convention in 2017 due to their persistence and toxicity. Although Canada and other Stockholm signatories have prohibited the manufacture, usage and import of SCCPs since 2013, they can still be detected at high concentrations in indoor dust. To identify the sources of the SCCPs in the Canadian indoor environment, short-, medium- and long-chain chlorinated paraffins (SCCPs, MCCPs, LCCPs, respectively) were measured using a sensitive LC-ESI-orbitrap method. SCCPs were detected in 84 of the 96 products purchased in Canada after 2013 (87.5%) including electronic devices, clothing, plastics (toys), and paintings. Concentrations of SCCPs were up to 0.93% (9.34 mg g<sup>-1</sup>). SCCPs were also detected in newly purchased toys at 0.005–2.02 mg g<sup>-1</sup>, indicating the potential for children's exposure. Profiles of chlorinated paraffins differed among categories of products. For example, C<sub>13</sub>-SCCPs were most common in toys, while electronic devices like headphones showed comparable concentrations of SCCPs and MCCPs. Additionally, four new carboxylate derivatives of CPs were detected in an electronic device sample. These are the first data to show the ubiquitous occurrences of SCCPs in a wide range of products currently marketed in Canada, suggesting continuing indoor exposure to SCCPs despite their prohibition.

Received 28th November 2022  
Accepted 31st January 2023

DOI: 10.1039/d2em00494a

rsc.li/espi

### Environmental significance

Prohibited short-chain chlorinated paraffins were widely detected in indoor consumer products. Short-chain chlorinated paraffins (SCCPs) were listed for elimination under the Stockholm Convention in 2017 due to their persistence and toxicity. Although Canada has prohibited the manufacture, usage and import of SCCPs since 2013, we herein reported the widespread detection of SCCPs in Canadian consumer products. SCCPs were detected in 84 of the 96 products purchased in Canada after 2013 including electronic devices, clothing, plastics (toys), and paintings. SCCPs were also detected in newly purchased toys, indicating the potential for children's exposure. These are the first data to show the ubiquitous occurrences of SCCPs in a wide range of currently marketed products, suggesting continuing indoor exposure to SCCPs despite their prohibition.

## Introduction

Chlorinated paraffins (CPs) are a class of chlorinated *n*-alkanes widely used in many products and applications.<sup>1</sup> CPs are categorized into three classes according to their carbon chain length, as short-chain (C<sub>10</sub>–C<sub>13</sub>, SCCPs), medium-chain (C<sub>14</sub>–C<sub>17</sub>, MCCPs), and long-chain (C<sub>>17</sub>, LCCPs) CPs. CPs have been widely detected in environmental matrices,<sup>2–5</sup> wildlife,<sup>4,6,7</sup> and human milk and blood.<sup>8</sup> Due to the concerns regarding their

persistence, bioaccumulation potential and toxicity, SCCPs were listed in 2017 as persistent organic pollutants (POPs) under the Stockholm Convention in Annex A (elimination).<sup>9</sup> It is important to note that SCCPs are allowed for use at up to 1% by weight in other CP mixtures and that the listing includes numerous exemptions such as their use in the leather industry, adhesives and as secondary plasticizers in flexible polyvinyl chloride, but exemptions do not include toys and children's products.<sup>10</sup> Canada prohibited the manufacture, sale, use, and import of CPs in Canada under the Canadian Environmental Protection Act in 2012. This regulation, which came into force in March 2013,<sup>11</sup> pertains to CPs as a feedstock and in finished imported goods. They do not specify a “de minimus” or threshold value above which the prohibition pertains, although the regulation acknowledges that CPs could be present due to incidental presence.

SCCPs have been widely detected in recently collected Canadian indoor dust,<sup>12</sup> a common human exposure route for

<sup>a</sup>Department of Chemistry, University of Toronto, Toronto, ON, M5S3H6, Canada. E-mail: hui.peng@utoronto.ca

<sup>b</sup>Department of Earth Sciences, University of Toronto, ON, Canada

<sup>c</sup>School of the Environment, University of Toronto, Toronto, ON, Canada

<sup>d</sup>Green Science Policy Institute, Berkeley, California 94709, USA

<sup>e</sup>Department of Cell and Molecular Biology, University of California, Berkeley, CA, USA

† Electronic supplementary information (ESI) available. See DOI: <https://doi.org/10.1039/d2em00494a>



indoor contaminants. This suggests continuing emissions of SCCPs indoors but the sources remain unknown. SCCPs have been used in plastics, rubber and textiles as flame retardants, in polyvinyl chloride (PVC), sealants, adhesives, paints, and varnishes as plasticizers and flame retardants, and in leather as a liquoring agent.<sup>13</sup> Chen *et al.* estimated that the greatest use of SCCPs in China was in PVC-based products such as the sheathing of electrical cables, piping used in plumbing and in vinyl flooring.<sup>14</sup> Two previous studies from Europe that focused on indoor products reported high concentrations of SCCPs in hand blenders and baking oven doors.<sup>15,16</sup> Recently, relatively high concentrations of SCCPs were reported in hand wipes in a Norwegian cohort.<sup>17</sup> While these studies highlight human exposure to SCCPs *via* indoor products, a systematic investigation of the occurrence of SCCPs in indoor products has not been conducted to the best of our knowledge. More importantly, it is critical to determine if SCCPs are continuously released from products purchased in Canada since its prohibition in 2013.

The goal of this study was to identify typical consumer products likely to contribute to indoor levels of SCCPs. A sensitive chloride-enhanced method with liquid chromatography electrospray ionization coupled to Orbitrap mass spectrometry (LC-ESI-Orbitrap) was used to investigate the occurrences of SCCPs, MCCPs, and LCCPs in 96 diverse indoor consumer products, purchased in Canada after 2013. Unexpectedly, SCCPs were widely detected in various products despite their prohibition in Canada since 2013. Since these products were largely manufactured overseas for an international market, they are likely to be an indoor source of SCCP exposure in other countries or regions (*e.g.*, US and European) as well.

## Experimental section

### Chemicals and reagents

Six standard technical mixtures of CPs (C<sub>10</sub>–C<sub>13</sub>, 51.5% Cl; C<sub>10</sub>–C<sub>13</sub>, 63% Cl; C<sub>14</sub>–C<sub>17</sub>, 42% Cl; C<sub>14</sub>–C<sub>17</sub>, 57% Cl; C<sub>18</sub>–C<sub>20</sub>, 36% Cl; C<sub>18</sub>–C<sub>20</sub>, 49% Cl) were purchased from LGC Standards (Manchester, NH, USA). Mass labeled <sup>13</sup>C<sub>10</sub>-antidechlorane plus (<sup>13</sup>C<sub>10</sub>-*anti*-DP) was purchased from Wellington Laboratories (Guelph, Ontario, Canada). Ultrapure water, methanol, dichloromethane and acetonitrile (HPLC grade) were purchased from Fisher Scientific (Ottawa, ON, CA). Formic acid (mass spectrometry grade) was purchased from EMO Millipore (St. Louis, MO, USA). Ammonium chloride (ACS grade) was purchased from Millipore Sigma (Oakville, ON, CA).

### Sample collection and extraction

96 Indoor products including electric devices, plastic products, toys, personal care products, and indoor furniture were purchased in Toronto, Canada, or collected from Toronto homes. All products were newly purchased in 2019 or purchased at least one year after the prohibition of SCCPs in Canada in 2013 (see Table S1† for more information). We were not able to source most products with regard to whether they were domestically manufactured or imported. Only the newly purchased children's toys were confirmed to be imported. Solid

products were cut into 1–2 mm slices with scissors or scalpel on a pre-cleaned metal surface in the lab. To avoid interference from potential surface contamination, samples were collected from at least 5 mm below the surface of each product, when possible. However, contamination might have occurred for fabrics and upholstery for which only surface samples could be collected.

A simple sample extraction method was used for the analysis of CPs due to the high sensitivity of the instrumental method. Approximately 0.05–0.1 g of product samples was loaded into 1.5 mL Eppendorf tubes and spiked with 10 μL of <sup>13</sup>C<sub>10</sub>-*anti*-DP (1 mg L<sup>-1</sup>) as an internal standard. The samples were extracted by shaking with 1 mL of dichloromethane for 30 minutes.<sup>18</sup> 200 μL aliquots of extracts were then blown to dryness under a gentle stream of N<sub>2</sub> and reconstituted in 1 mL of methanol for instrumental analysis.

### Chloride-enhanced LC-ESI-orbitrap analysis

Analysis of CPs was conducted with using a Q Exactive mass spectrometry equipped with a Vanquish UHPLC system (Thermo Fisher Scientific, USA). Separation of CPs was achieved with Accucore Vanquish C18 column (50 × 2.1 mm, 1.5 μm, Thermo Scientific). The Injection volume was 2 μL with 0.1 mM ammonium chloride in ultrapure water (A) and 0.1 mM ammonium chloride in methanol (B) as mobile phases. Initially 10% B was increased to 50% in 2 min, then increased to 100% at 5 min and held static for 3 min, followed by a decrease to initial conditions of 10% B and held for 1.5 min to allow for equilibration. Flow rate was 0.15 mL min<sup>-1</sup>. The column and sample compartment temperatures were maintained at 40 °C and 4 °C, respectively. Data were acquired in full MS mode. Parameters for full scan (100–1500 *m/z*) switch mode recorded at resolution *R* = 70 000 (at *m/z* 200) with a maximum of 3 × 10<sup>6</sup> ions collected within 200 ms. Mass spectrometric settings for ESI mode were as follows: spray voltage, 2.7 kV (ESI<sup>-</sup>) and 3.0 kV (ESI<sup>+</sup>); sheath gas flow rate, 30 L h<sup>-1</sup>; auxiliary gas flow rate, 6 L h<sup>-1</sup>; capillary temperature, 300 °C; and probe heater temperature, 325 °C. Calibration curves were generated using a concentration series of 0.5, 1.0, 2.0, 3.9, 7.8, 15.6, 31.2, 62.5, 125, 250, and 500 ng mL<sup>-1</sup>, which showed strong linearity (*R*<sup>2</sup> > 0.99).

### Quality assurance/quality control

Contamination was minimized by rinsing all equipment with ethanol. Product samples were all extracted in a single batch. A total of six procedure blanks in the form of empty sampling containers were incorporated into the analytical procedure. Background signals detected in blanks were subtracted from all samples for subsequent data analysis. The mean concentrations of CPs detected in the blanks (*n* = 6) were 0.99, 3.4, and 0.77 ng g<sup>-1</sup> for SCCPs, MCCPs, and LCCPs, respectively. Accordingly, the method detection limits (MDLs) of SCCPs (2.97 ng g<sup>-1</sup>), MCCP (10.2 ng g<sup>-1</sup>) and LCCPs (2.31 ng g<sup>-1</sup>) were defined as three times the mean concentration measured in the blanks.

Recoveries were determined for both toys (*n* = 3) and electronic wires (*n* = 3) which showed the highest concentrations of



CPs. Recoveries were also determined for hand cream ( $n = 3$ ), as a representative liquid sample. Specifically, recoveries were determined by spiking CP technical mixtures (10  $\mu\text{L}$  of a 5  $\text{mg L}^{-1}$  solution) and an internal standard  $^{13}\text{C}_{10}$ -anti-DP into 0.1 g of representative samples (PVC wire covering and plastic children's toy) with relatively low levels of measured CPs. The spiking concentration was about 10 times the concentration measured in the samples. The averaged recoveries of SCCPs, MCCPs, and LCCPs across three types of samples were determined to be  $84.1 \pm 9.7\%$ ,  $80.0 \pm 11.1\%$ , and  $80.1 \pm 21.2\%$ , respectively (Table S3†). The recovery of the internal standard  $^{13}\text{C}_{10}$ -anti-DP was  $84.9 \pm 21.5\%$  across all 96 product samples.

Instrumental detection limits (IDL) for this study were calculated based on multiple runs ( $n = 9$ ) of the lowest concentration of calibration standards (0.5  $\mu\text{g L}^{-1}$ ) using eqn (1).

$$\text{IDL} = (t_{(99\%, n-1)} \left( \frac{\text{RSD}}{100\%} \right)) (\text{concentration of stds}) \quad (1)$$

where  $t_{(99\%, n-1)}$  is the one-sided Student's  $t$  value at the 99% confidence level for  $n - 1$  observations, and RSD is the relative sample standard deviation in %.

### Semi-quantification of CPs

As the only chemical standards commercially available for CPs are technical mixtures, a semi-quantitative strategy derived from the method of Reth *et al.* was employed.<sup>19</sup> In brief, a response factor (RF) was calculated for each technical mixture based on the sum of normalized signals of individual CPs. This was plotted against the total chlorine content of the mixtures to make a calibration curve. The curves were then used to calculate the RF of each sample based on measured chlorine content. The details of the semi-quantification method can be found in the ESI.†

## Results and discussion

### Analytical method development

To facilitate the analysis of CPs across diverse indoor products consisting of different materials, a high-resolution mass spectrometry-based analytical method robust against matrix effects was established. While DCM-enhanced ionization has been employed as a sensitive LC-MS method for the analysis of CPs,<sup>17,20,21</sup> a post-column pump is required to introduce dichloromethane if chromatography is used to separate CPs (Fig. 1A). Another method has used ammonium chloride as a mobile phase additive for the analysis of chlorinated paraffins with a Time-of-Flight (ToF) mass spectrometer.<sup>22</sup> However, due to the complexity of CPs with hundreds of homologues, the resolving power of ToF is insufficient to discriminate isotopic peaks of CPs from co-eluting interferences. For instance, a MS resolution of  $>50\,000$  is required to discriminate isotopic peaks of CPs from unsaturated CPs.<sup>23</sup> Thus, the halide-enhanced method was employed in this study together with the Orbitrap mass spectrometer operating at 70 000 resolving power.

Multiple halides including  $\text{Cl}^-$ ,  $\text{F}^-$  and  $\text{Br}^-$  were tested as additives, but ammonium chloride was found to produce the

greatest improvement in sensitivity under  $\text{ESI}^-$ . High sensitivity was observed even at low concentrations of ammonium chloride (0.001–0.1 mM, Fig. 1B), while signals were decreased at higher concentrations ( $>1$  mM), likely due to the competition of chloride with analytes from ESI spray droplet surfaces. Similar to the DCM-enhanced method, stronger responses were observed for CPs with higher chlorine contents across SCCPs, MCCPs and LCCPs (Fig. 1C), probably due to the enhanced acidities of hydrogens connected to chlorocarbons. While significant fluctuations were observed across standard injections (*e.g.*,  $\text{CV} = 29\%$  for  $\text{C}_{11}\text{H}_{18}\text{Cl}_6$ , Fig. 1D), good reproducibility was achieved when signals were normalized according to the internal standard  $^{13}\text{C}_{10}$ -antiDP ( $\text{CV} = 10\%$  for  $\text{C}_{11}\text{H}_{18}\text{Cl}_6$ , Fig. 1E). The instrumental detection limits (IDLs) of this method are 0.52, 0.41 and 0.48  $\mu\text{g L}^{-1}$  for SCCPs, MCCPs, and LCCPs respectively (Table S2†), 1–2 orders of magnitudes lower than those using DCM enhanced ionization methods (10–200  $\mu\text{g L}^{-1}$ ).<sup>20</sup> In order to take advantage of the high sensitivity, a 'dilution and injection' strategy was employed for the analysis of CPs in indoor products, which involved simply diluting sample extracts. Fortunately, no significant matrix effects were observed, and hence laborious SPE cleanup was not employed. This reduced the matrix effects from a wide range of product materials on CP ionizations under  $\text{ESI}^-$ , thereby enhancing the accuracy of quantification. With this strategy, sufficient method detection limits (2.97, 10.2 and 2.31  $\text{ng g}^{-1}$  for SCCPs, MCCPs and LCCPs) and recoveries ( $84.9 \pm 21.5\%$   $^{13}\text{C}_{10}$ -anti-DP across 96 product samples) were achieved to detect CPs from most investigated products (Tables S2 and S3†).

### Ubiquitous detection of SCCPs in indoor products

After applying this method to indoor consumer products, SCCPs were detected in 84 of all 96 samples (representative chromatograms shown in Fig. 2). The total concentrations of SCCPs ranged from  $<\text{MDL}$ -9.34  $\text{mg g}^{-1}$  across all products, with a median concentration of 0.61  $\mu\text{g g}^{-1}$ . These concentrations were generally lower than those of MCCPs ( $<\text{MDL}$ -18.7  $\text{mg g}^{-1}$ ) but higher than LCCPs ( $<\text{MDL}$ -5.8  $\text{mg g}^{-1}$ ) (ESI Data†). The relatively lower concentrations of SCCPs than MCCPs were consistent with a previous study on CPs in Canadian house dust.<sup>12</sup> Among 84 products, total concentrations of CPs were detected above 10  $\mu\text{g g}^{-1}$  for 27 of them (Fig. 3A), while the low concentrations of CPs (*e.g.*, personal care products) in other products were likely the result of impurities or contamination from plastic containers rather than intentional ingredients. The highest concentrations of SCCPs, MCCPs and LCCPs were all detected in two electronic devices, namely the outer plastic sheath of a computer wire (product #21, 9.34  $\text{mg SCCPs per g}$ , 18.7  $\text{mg MCCPs per g}$ , and 5.79  $\text{mg LCCPs per g}$ ) and the outer plastic coating of a headphone wire (product #7, 3.01  $\text{mg SCCPs per g}$ , 5.05  $\text{mg MCCPs per g}$ , and 0.63  $\text{mg LCCPs per g}$ ) (product photos were shown in Fig. S2†). The concentrations of SCCPs and MCCPs in these two electronic devices were  $\sim 1000$  times higher than those of SCCPs (0.006  $\text{mg g}^{-1}$ ) and MCCPs (0.019  $\text{mg g}^{-1}$ ) measured in Canadian indoor dust,<sup>12</sup> suggesting that they could be important indoor sources. These results are





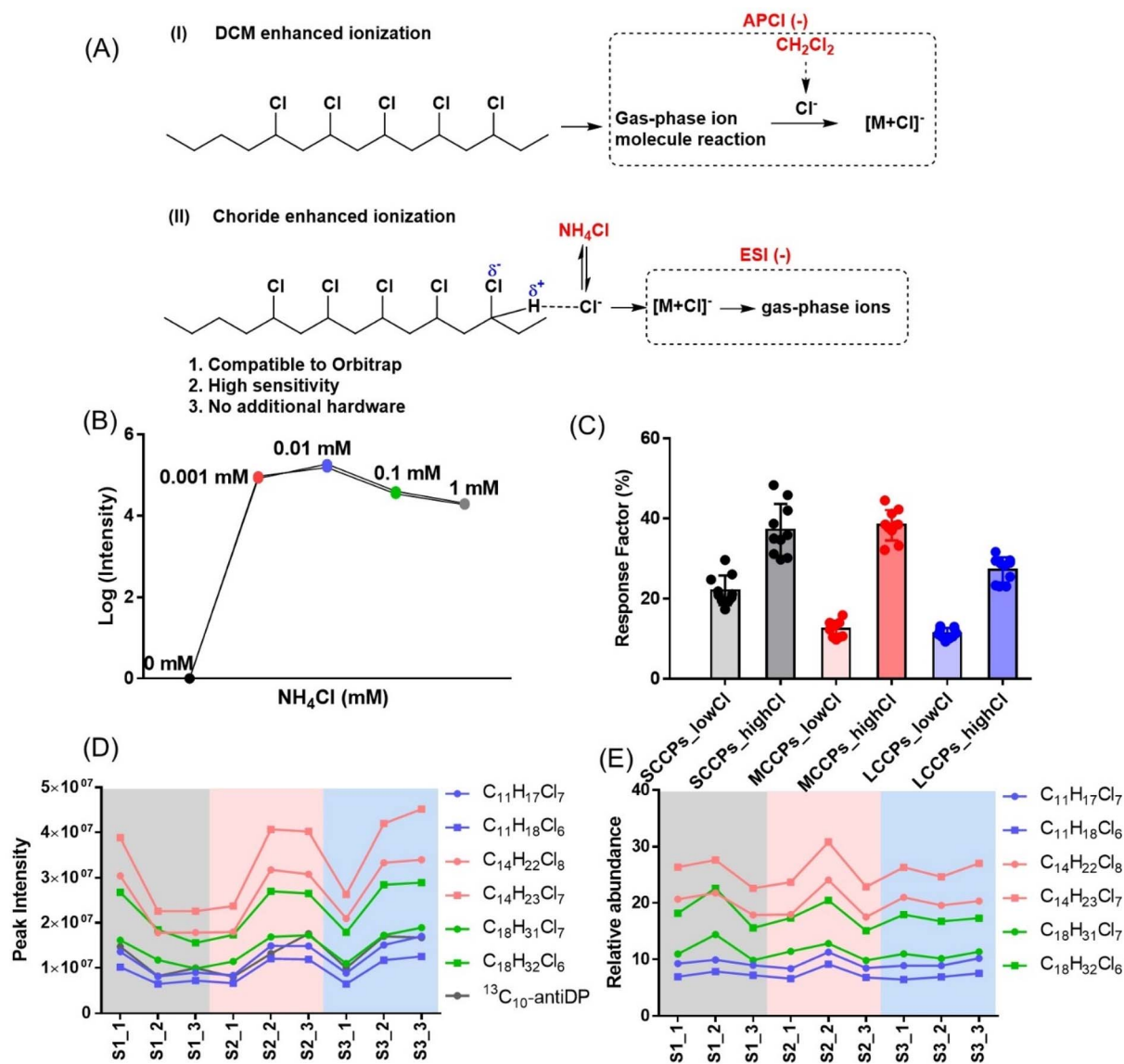


Fig. 1 Development of a LC-ESI-Orbitrap method for the analysis of chlorinated paraffins. (A) Comparison of the schemes of DCM and chloride enhanced ionization. (B) The impacts of concentrations of  $\text{NH}_4\text{Cl}$  in mobile phase on instrumental responses of chlorinated paraffins. Two replicates were tested. (C) The stronger response factors for chlorinated paraffins with high chlorine content (highCl) compared to low chlorine content (lowCl). (D) Variations of peak abundances of six representative CPs and internal standard ( $^{13}\text{C}_{10}$ -antiDP) across 3 spiked extracts and 9 injections.  $S_{x-y}$  indicates the  $y^{\text{th}}$  injection of  $x^{\text{th}}$  spiked extract. (E) Variations of abundances of six representative CPs after normalization by internal standard  $^{13}\text{C}_{10}$ -antiDP. Relative abundance was calculated by dividing peak intensities of CPs by  $^{13}\text{C}_{10}$ -antiDP.

also consistent with the reports of relatively high concentrations and usage of CPs in PVC plastics collected in China.<sup>14,24</sup> This type of usage, particularly in headphone cables, provides opportunities for human exposure directly through hand contact with the cables (followed by hand-to-mouth transfer and/or dermal transfer).

In addition to electronic devices, high concentrations of CPs were also detected in several toys, with the highest concentrations detected in a foam toy (product #91, Fig. S1†) at 2.02 mg SCCPs per g, 3.41 mg MCCPs per g and 0.14 mg LCCPs per g. CPs were also detected in toy packaging at relatively high concentrations (0.12 mg SCCPs per g, 0.06 mg MCCPs per g and 0.002 mg LCCPs per g). The results were surprising, as all toys

were newly purchased in 2019, 7 years after the prohibition of use and/or importing of SCCPs in Canada. The finding of CPs in toys has direct implications for exposure to infants and toddlers by hand-to-mouth transfer and/or mouthing.<sup>25</sup> Evidence indicates that indeed, toddlers (0–4 years old) had exposures to SCCPs (72 ng g<sup>-1</sup> lipid weight in serum) that exceeded that of adults in Australia.<sup>26</sup>

#### Profiles of SCCPs, MCCPs and LCCPs are distinct across products

The relative contributions of SCCPs (4.4–92%), MCCPs (7.5–91%) and LCCPs (0.2–56%) varied across indoor products (Fig. 3B). The highest percentage of SCCPs relative to total CPs



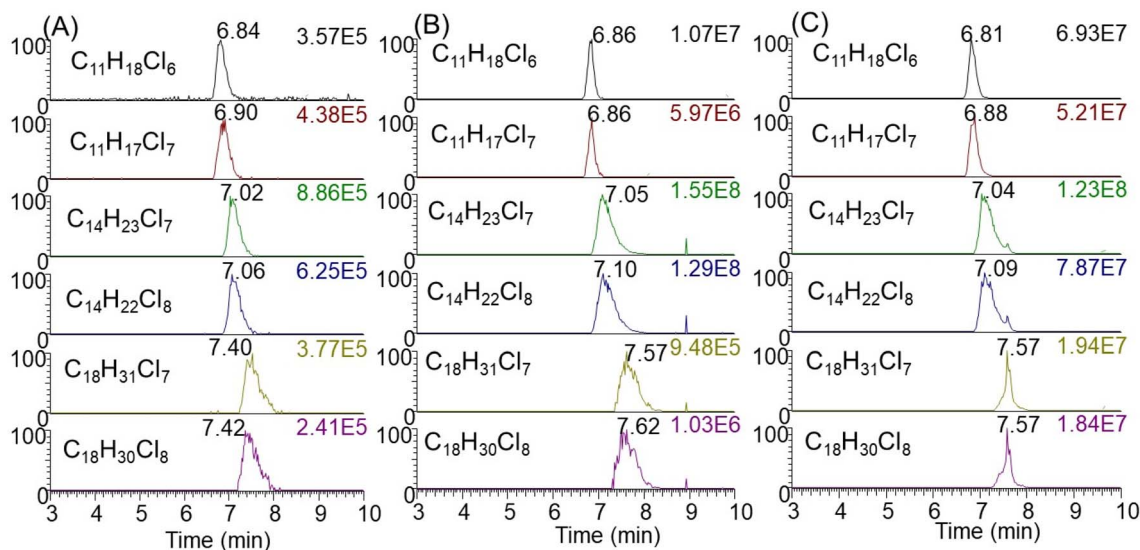


Fig. 2 Representative chromatograms of SCCPs, MCCPs and LCCPs in standards (A,  $10 \mu\text{g L}^{-1}$ ), extract of product #91 (B), and extract of product #21 (C). Molecular formulae are shown in corresponding chromatograms.

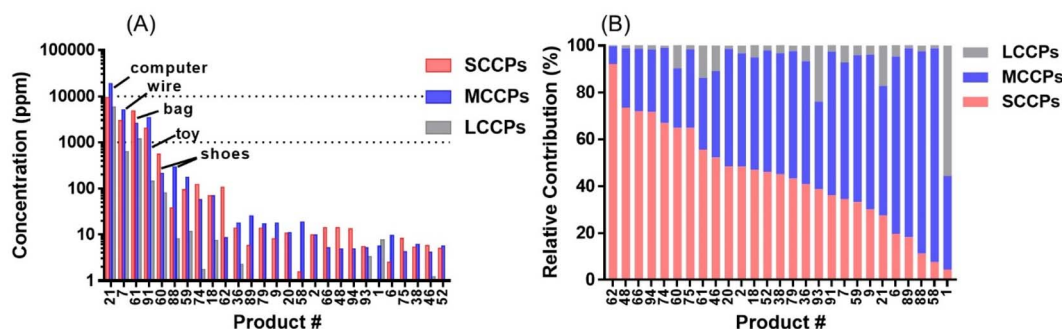


Fig. 3 Concentrations and profiles of chlorinated paraffins in 27 indoor products with  $\Sigma\text{CPs} > 10$  ppm. (A) Concentrations of CPs detected in products. The top 6 products are highlighted. (B) Relative contributions of SCCPs, MCCPs and LCCPs to  $\Sigma\text{CPs}$  in different products.

was detected at 92% in a shopping bag (#61), while the percentages in electronic devices were from 28% (computer wire covering, #21) to 35% (headphone wire covering, #7). This suggests that different formulations of CPs were used in the various products. This was further supported by correlation matrix analysis at the homologue level indicating that different products exhibited distinct profiles (Fig. 4A). While the CP profiles of two electronic devices (Fig. S2,† Product ID #21 and #7 as listed in Table S1†) covered a similarly broad range,  $\text{C}_{13}$ -SCCPs and  $\text{C}_{14}$ -MCCPs dominated the profile in a toy sample (#61). Generally, the same type of products showed stronger correlations between concentrations of CP homologues, as exemplified by two electronic devices: computer wire covering (#21) and headphone wire covering (#7) ( $r^2 = 0.81$ ,  $p < 0.001$ , Fig. 4B). Similarly, significant correlations were also observed between two products made of synthetic fibers (#60 and #61,  $r^2 = 0.77$ ,  $p < 0.001$ ), or two toys (#38 and #91,  $r^2 = 0.68$ ,  $p < 0.001$ ), while no significant correlation was observed between #7 and #61 ( $p = 0.98$ ). This demonstrated that different formulations of

CPs may be applied to distinct products. The discovery of product-specific CP patterns might be used in future to discriminate specific sources of CPs in indoor environments.

#### Detection of a new class of carboxylate derivatives of CPs

Inspired by the high concentrations of CPs detected in electronic devices including the computer wire covering (#21), we decided to perform nontargeted analysis to check if other chlorinated chemical additives might be detected in the same samples. To achieve this, we employed an in-house R script to screen chlorinated compounds by filtering peak features with characteristic chlorine isotopic peaks.<sup>27,28</sup> Four chlorinated compounds were tentatively identified with this strategy, with similar retention times between 7.08–8.23 min (Fig. 5A). Their  $m/z$  values differed by 33.9602, which indicated that they were homologues with different numbers of chlorine atoms. The formulae of these compounds were predicted as  $\text{C}_{16}\text{H}_x\text{Cl}_{4-7}\text{O}_2$  within a mass error of 2 ppm, by constraining the number of chlorine atoms



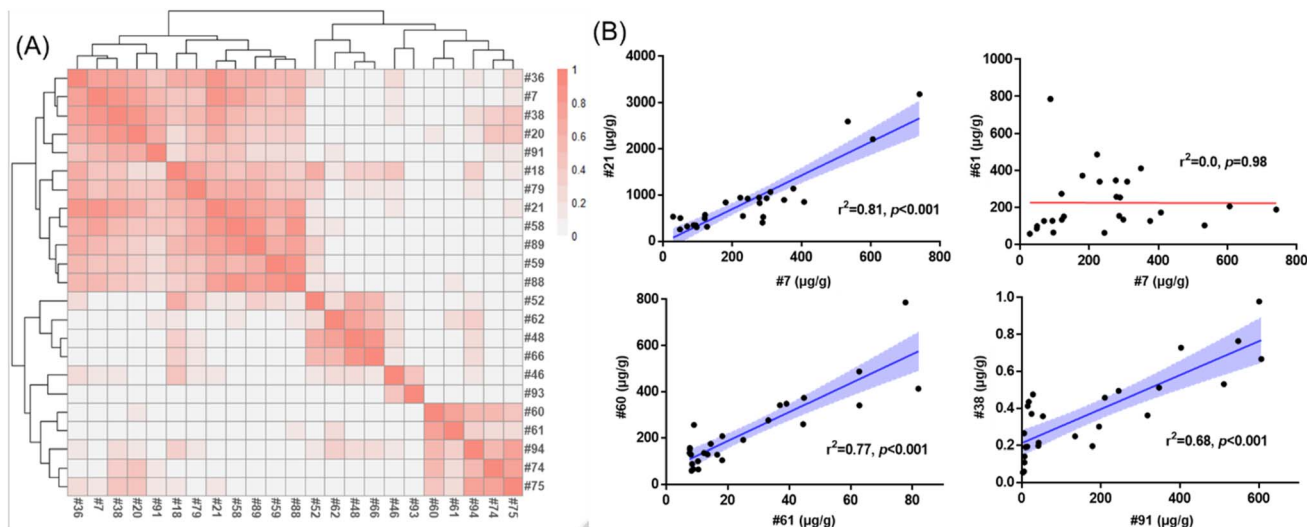


Fig. 4 Clustering of 27 indoor products with  $\Sigma$ CPs > 10 ppm. (A) Correlation matrix of products according to concentrations of chlorinated paraffins. Only Homologues exceeding 1% of total concentrations were used for correlation analysis. The color is proportional to  $r^2$ . (B) Correlation analysis of 6 representative products. Note that the same type of products generally show stronger correlations.

according to their isotopic peak patterns. For instance, the most abundant compound detected at retention time 7.45 min and  $m/z$  391.0776, was determined to contain four chlorines according to its isotopic peak pattern (0.77 : 1 : 0.49 : 0.11 : 0.01, Fig. 5B). Accordingly, the formula of this compound was predicted as  $C_{16}H_{27}Cl_4O_2$  (0.64 ppm). To double check if these compounds are carboxylates, alcohol or carbonyl compounds, MS2 spectra were collected for these compounds. Unfortunately, no

informative fragments were detected to support their structure assignment. We then checked the MS<sup>1</sup> spectra in ESI<sup>+</sup> mode, but these compounds were not detected. As carbonyls including ketones or aldehydes typically showed good ionization efficiency in ESI<sup>+</sup>, the absence of signals in ESI<sup>+</sup> excluded these compounds as ketones or aldehydes. In addition, when pure methanol and water were used as the mobile phase, the instrumental signals of these compounds remain unchanged. This supported the class

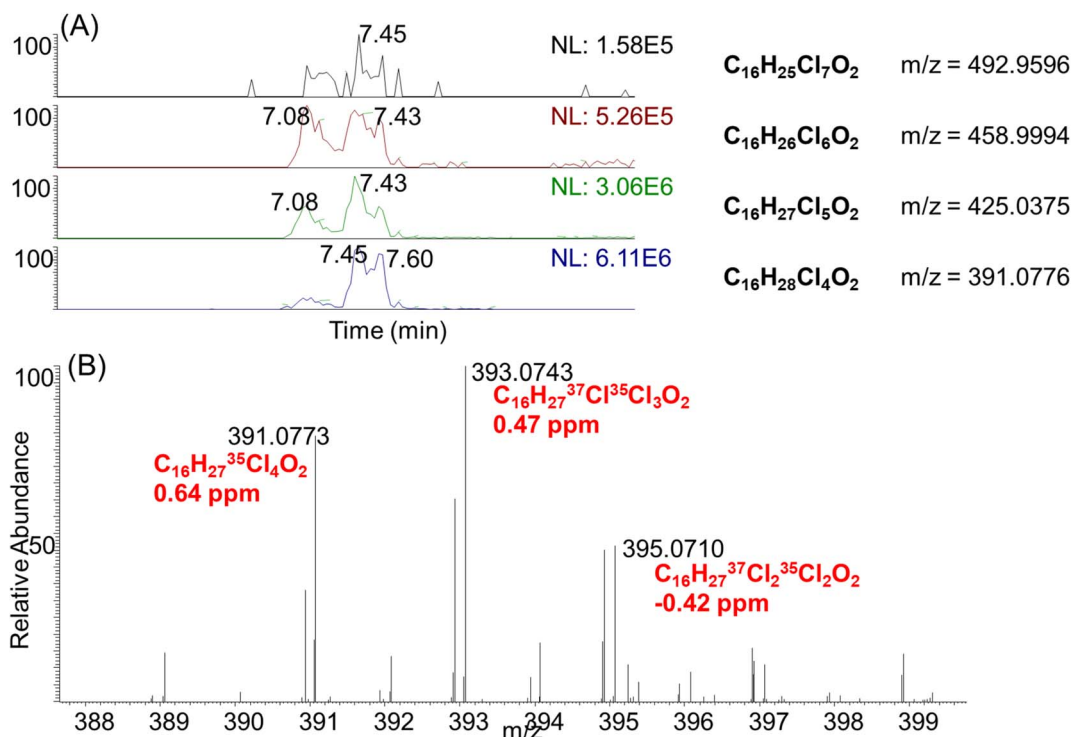


Fig. 5 Detection of a novel class of carboxylic acid derivatives of chlorinated paraffins in product #21. (A) Chromatograms of four representative carboxylic acid derivatives and their proposed formulae. (B) High-resolution MS<sup>1</sup> spectra of chemical  $C_{16}H_{27}Cl_4O_2$ .



of compounds as carboxylates, rather than chloride/acetate adducts, or alcohols.

Using retention time and exact mass, we also manually inspected the mass spectra of other indoor products but these carboxylates were only detected in the computer wire covering (#21). This product was purchased five years before the sample extraction, and thus carboxylate derivatives might be formed through oxidation from CPs in the indoor environment. Indeed, the autooxidation of both unsaturated and saturated fatty acids have been well documented through radical reactions.<sup>29</sup> Alternatively, as carboxylates were only detected for the C<sub>16</sub> homologues, these compounds might be produced as impurities of chlorinated paraffins. It is well known that linear carboxylates such as per- and polyfluoroalkyl substances (PFAS), can mimic endogenous fatty acids by binding to peroxisome proliferator-activated receptors (PPARs) and lipid-binding proteins.<sup>30,31</sup> Indeed, a previous study has reported the PPAR $\alpha$  activities of SCCPs by using a reporter assay.<sup>32</sup> Future studies are warranted to investigate the potential contribution of carboxylate derivatives to the PPAR $\alpha$  activities of CP mixtures.

## Conclusion

While CPs were prohibited from manufacture, sale, use or in imported finish goods in Canada under the Canadian Environmental Protection Act which came into force in 2013, this study revealed the ubiquitous detection of SCCPs, MCCPs, and LCCPs in a wide range of indoor products purchased after 2013. While lower concentrations (<100 mg g<sup>-1</sup>) of CPs in some indoor products might be from impurities, higher concentrations of SCCPs, MCCPs, and LCCPs were detected in toys and electronic devices of up to 0.93%, 1.9%, and 0.58% by weight, which would seem to indicate intentional use. The presence of SCCPs in these products is of particular concern as infants, toddlers and young children are vulnerable to exposures from such sources.

While Canada has legislative controls for CPs as noted above, the presence of CPs (and possibly other “toxic” compounds) in products clearly shows the challenge of ensuring compliance with the regulation which requires on-going product testing followed by punitive action against those contravening the regulation such as importers. However, the analysis of CPs is technically challenging, which poses difficulties to the implementation of a regulatory testing program. The results presented in this study demonstrate an urgent need for on-going product testing (followed by enforcement) which could be enabled by coordination between scientific communities and government.

The source of these products was not clear, except for the toys that were manufactured overseas. However, many of these types of products purchased in Canada are manufactured for international markets. As such, we believe that these would be available in the US and European markets and worldwide. The ubiquity of CPs in toys and electronic devices commonly used worldwide could benefit from concerted and coordinated international efforts to stem their production and international trade.

## Author contributions

Steven Kutarna: investigation, methodology, writing; Xuan Du, methodology; Miriam L. Diamond, supervision, review & editing; Arlene Blum, review & editing; Hui Peng, supervision, funding acquisition, writing.

## Conflicts of interest

There are no conflicts to declare.

## Acknowledgements

Hui Peng was supported by the Great Lakes Protection Initiatives (GLPI, GCXE19P017) from Environment and Climate Change Canada, and the National Sciences and Engineering Research Council (NSERC) Discovery Grant. The authors acknowledge the support of instrumentation grants from the Canada Foundation for Innovation, the Ontario Research Fund, the NSERC Research Tools and Instrument Grant. We thank Lorrie Hayes and Luke Cayley of Environment and Climate Change Canada for information on Canadian SCCPs regulations.

## References

- 1 G. Filyk, L. Lander and M. Eggleton, *Short Chain Chlorinated Paraffins (SCCPs) Substance Dossier (Final Draft II)*, Environment Canada, Canada, 2002.
- 2 C. X. Zhang, H. Chang, H. P. Wang, Y. R. Zhu, X. L. Zhao, Y. He, *et al.*, Spatial and temporal distributions of short-, medium-, and long-chain chlorinated paraffins in sediment cores from nine lakes in China, *Environ Sci Technol*, 2019, **53**(16), 9462–9471.
- 3 H. P. Wang, H. Chang, C. X. Zhang and F. C. Wu, Occurrence and mass balance of medium- and long-chain chlorinated paraffins in a municipal sewage treatment plant: Comparison to short-chain compounds, *Environ Int*, 2019, **133**, 105273.
- 4 D. D. Cao, W. Gao, J. Wu, K. Lv, S. Z. Xin, Y. W. Wang, *et al.*, Occurrence and human exposure assessment of short- and medium-chain chlorinated paraffins in dusts from plastic sports courts and synthetic turf in Beijing, China, *Environ Sci Technol*, 2019, **53**(1), 443–451.
- 5 H. Chen, J. C. W. Lam, M. S. Zhu, F. Wang, W. Zhou, B. B. Du, *et al.*, Combined effects of dust and dietary exposure of occupational workers and local residents to short- and medium-chain chlorinated paraffins in a mega e-waste recycling industrial park in south China, *Environ Sci Technol*, 2018, **52**(20), 11510–11519.
- 6 H. J. Li, D. Bu, J. J. Fu, Y. Gao, Z. Y. Cong, G. S. Zhang, *et al.*, Trophic dilution of short-chain chlorinated paraffins in a plant-plateau pika-eagle food chain from the Tibetan Plateau, *Environ Sci Technol*, 2019, **53**(16), 9472–9480.
- 7 X. Y. Du, B. Yuan, Y. H. Zhou, Z. Y. Zheng, Y. Wu, Y. L. Qiu, *et al.*, Tissue-specific accumulation, sexual difference, and





- maternal transfer of chlorinated paraffins in black-spotted frogs, *Environ Sci Technol*, 2019, **53**(9), 4739–4746.
- 8 M. Aamir, S. S. Yin, F. J. Guo, K. Liu, C. Y. Xu and W. P. Liu, Congener-specific mother-fetus distribution, placental retention, and transport of C10–13 and C14–17 chlorinated paraffins in pregnant women, *Environ Sci Technol*, 2019, **53**(19), 11458–11466.
- 9 UNEP, *Short-Chain Chlorinated Paraffins (SCCPs): Draft Risk Management Evaluation*, 2016.
- 10 Y. Guida, R. Capella and R. Weber, Chlorinated paraffins in the technosphere: a review of available information and data gaps demonstrating the need to support the Stockholm Convention implementation, *Emerging Contaminants*, 2020, **6**, 143–154.
- 11 <https://gazette.gc.ca/rp-pr/p2/2011/2011-10-12/html/sor-dors212-eng.html>.
- 12 H. Shang, X. Fan, C. Kubwabo and P. E. Rasmussen, Short-chain and medium-chain chlorinated paraffins in Canadian house dust and NIST SRM 2585, *Environmental science and pollution research international*, 2019, **26**(8), 7453–7462.
- 13 J. Glüge, Z. Wang, C. Bogdal, M. Scheringer and K. Hungerbühler, Global production, use, and emission volumes of short-chain chlorinated paraffins – a minimum scenario, *The Science of the total environment*, 2016, **573**, 1132–1146.
- 14 C. Chen, A. Chen, L. Li, W. Peng, R. Weber and J. Liu, Distribution and Emission Estimation of Short- and Medium-Chain Chlorinated Paraffins in Chinese Products through Detection-Based Mass Balancing, *Environ Sci Technol*, 2021, **55**(11), 7335–7343.
- 15 B. Yuan, A. Strid, P. O. Darnerud, C. A. de Wit, J. Nystrom and A. Bergman, Chlorinated paraffins leaking from hand blenders can lead to significant human exposures, *Environ Int*, 2017, **109**, 73–80.
- 16 C. Gallistl, J. Sprengel and W. Vetter, High levels of medium-chain chlorinated paraffins and polybrominated diphenyl ethers on the inside of several household baking oven doors, *Sci Total Environ*, 2018, **615**, 1019–1027.
- 17 B. Yuan, J. H. Tay, E. Papadopoulou, L. S. Haug, J. A. Padilla-Sanchez and C. A. de Wit, Complex Mixtures of Chlorinated Paraffins Found in Hand Wipes of a Norwegian Cohort, *Environ Sci Technol Lett*, 2020, **7**(3), 198–205.
- 18 C. Chaemfa, Y. Xu, J. Li, P. Chakraborty, J. Hussain Syed, R. Naseem Malik, *et al.*, Screening of atmospheric short- and medium-chain chlorinated paraffins in India and Pakistan using polyurethane foam based passive air sampler, *Environ Sci Technol*, 2014, **48**(9), 4799–4808.
- 19 M. Reth, Z. Zencak and M. Oehme, New quantification procedure for the analysis of chlorinated paraffins using electron capture negative ionization mass spectrometry, *Journal of chromatography A*, 2005, **1081**(2), 225–231.
- 20 T. Li, Y. Wan, S. X. Gao, B. L. Wang and J. Y. Hu, High-throughput determination and characterization of short-, medium-, and long-chain chlorinated paraffins in human blood, *Environ Sci Technol*, 2017, **51**(6), 3346–3354.
- 21 B. Yuan, T. Alsberg, C. Bogdal, M. MacLeod, U. Berger, W. Gao, *et al.*, Deconvolution of soft ionization mass spectra of chlorinated paraffins to resolve congener groups, *Anal Chem*, 2016, **88**(18), 8980–8988.
- 22 L. Zheng, L. Lian, J. Nie, Y. Song, S. Yan, D. Yin, *et al.*, Development of an ammonium chloride-enhanced thermal-assisted-ESI LC-HRMS method for the characterization of chlorinated paraffins, *Environ. Pollut.*, 2019, **255**(2), 113303.
- 23 T. Li, S. Gao, Y. Ben, H. Zhang, Q. Kang and Y. Wan, Screening of Chlorinated Paraffins and Unsaturated Analogues in Commercial Mixtures: Confirmation of Their Occurrences in the Atmosphere, *Environ Sci Technol*, 2018, **52**(4), 1862–1870.
- 24 C. Wang, W. Gao, Y. Liang, Y. Wang and G. Jiang, Concentrations and congener profiles of chlorinated paraffins in domestic polymeric products in China, *Environ. Pollut.*, 2018, **238**, 326–335.
- 25 L. Shi, Y. Gao, H. Zhang, N. Geng, J. Xu, F. Zhan, *et al.*, Concentrations of short- and medium-chain chlorinated paraffins in indoor dusts from malls in China: implications for human exposure, *Chemosphere*, 2017, **172**, 103–110.
- 26 L. M. van Mourik, L. L. Toms, C. He, A. Banks, P. Hobson, P. E. G. Leonards, *et al.*, Evaluating age and temporal trends of chlorinated paraffins in pooled serum collected from males in Australia between 2004 and 2015, *Chemosphere*, 2020, **244**, 125574.
- 27 S. Kutarna, S. Tang, X. Hu and H. Peng, Enhanced Nontarget Screening Algorithm Reveals Highly Abundant Chlorinated Azo Dye Compounds in House Dust, *Environ Sci Technol*, 2021, **55**(8), 4729–4739.
- 28 H. Peng, C. L. Chen, D. M. V. Saunders, J. X. Sun, S. Tang, G. Codling, *et al.*, Untargeted identification of organobromine compounds in lake sediments by ultrahigh-resolution mass spectrometry with the Data-Independent Precursor Isolation and Characteristic Fragment method, *Anal Chem*, 2015, **87**(20), 10237–10246.
- 29 J. Wang and X. Zhang, Free-Radical-Initiated Phospholipid Oxidations at the Air–Water Interface: The Oxidation of Unsaturated and Saturated Fatty Acid Chains, *The journal of physical chemistry A*, 2021, **125**(4), 973–979.
- 30 D. W. Yang, J. J. Han, D. R. Hall, J. X. Sun, J. Fu, S. Kutarna, *et al.*, Nontarget Screening of Per- and Polyfluoroalkyl Substances Binding to Human Liver Fatty Acid Binding Protein, *Environ Sci Technol*, 2020, **54**(9), 5676–5686.
- 31 A. E. Kurtz, J. L. Reiner, K. L. West and B. A. Jensen, Perfluorinated Alkyl Acids in Hawaiian Cetaceans and Potential Biomarkers of Effect: Peroxisome Proliferator-Activated Receptor Alpha and Cytochrome P450 4A, *Environ Sci Technol*, 2019, **53**(5), 2830–2839.
- 32 Y. Gong, H. Zhang, N. Geng, X. Ren, J. P. Giesy, Y. Luo, *et al.*, Short-chain chlorinated paraffins (SCCPs) disrupt hepatic fatty acid metabolism in liver of male rat *via* interacting with peroxisome proliferator-activated receptor  $\alpha$  (PPAR $\alpha$ ), *Ecotoxicol Environ Saf*, 2019, **181**, 164–171.

