

# Polymer Chemistry

Volume 11  
Number 30  
14 August 2020  
Pages 4821-4952

rsc.li/polymers



Themed issue: Plastics in a circular economy

ISSN 1759-9962

**PAPER**

Karin Odelius *et al.*  
Turning natural  $\delta$ -lactones to thermodynamically stable  
polymers with triggered recyclability

Cite this: *Polym. Chem.*, 2020, **11**, 4883Turning natural  $\delta$ -lactones to thermodynamically stable polymers with triggered recyclability†Linnea Cederholm, Peter Olsén, Minna Hakkarainen  and Karin Odelius \*

To extend the use of naturally occurring substituted  $\delta$ -lactones within the polymer field, their commonly low ceiling temperature and thereby challenging equilibrium behavior needs to be addressed. A synthetic strategy to control the polymerization thermodynamics was therefore developed. This was achieved by copolymerizing  $\delta$ -decalactone ( $\delta$ DL) with either  $\epsilon$ -decalactone ( $\epsilon$ DL) or  $\epsilon$ -caprolactone ( $\epsilon$ CL) at room temperature (RT), with diphenyl phosphate (DPP) as catalyst. The thermodynamic stability of P $\delta$ DL-co- $\epsilon$ DL and P $\delta$ DL-co- $\epsilon$ CL increased with increased comonomer ratio in the feed, to 10% and 30% monomeric  $\delta$ DL, respectively, at 110 °C. This is in contrast to the P $\delta$ DL homopolymer, which under the same conditions depolymerized to 70% monomeric  $\delta$ DL at equilibrium. The copolymers' macromolecular structure, originating from the copolymerization kinetics, was found to be the crucial factor to mitigate  $\delta$ DLs equilibrium behavior. To close the loop, designing materials for a circular economy, the recycling of P $\delta$ DL-co- $\epsilon$ DL was demonstrated, by reaction with benzyl alcohol (BnOH) as an external nucleophile, leading to cyclic monomers or dimers with BnOH at high yield.

Received 17th February 2020,  
Accepted 10th April 2020DOI: 10.1039/d0py00270d  
rsc.li/polymers

## Introduction

Nature is an amazing chemical plant that has, throughout the history of humanity, served us as a source of energy, organic compounds, materials, food *etc.*<sup>1</sup> For thousands of years we have had to rely on what this factory has given us, and we have learned to process and modify its output in a way that serves our needs. However, over the last century society has gone through a drastic transformation, from being dependent on biobased resources to surrender into the dominance of petroleum as a source of both chemicals and materials, as well as energy.<sup>2</sup> Today, the tide is once again turning. Increased environmental awareness has brought us to the middle of a new overthrowing transformation. From a polymer synthesis perspective, the surge towards a sustainable society implicates polymerization of non-toxic, renewable monomers at conditions consuming low energy amounts and with a minimized use of solvents and purification. Moreover, the importance of considering the materials end-of-life and recyclability, when designing new polymeric materials, cannot be over-emphasized.

From an environmental perspective, bulk ring-opening polymerization (ROP) of lactones contributes by being an

atom economic, solvent free and catalyzed reaction, yielding aliphatic polyesters. Aliphatic polyesters are hydrolytically degradable and potentially biodegradable.<sup>3–6</sup> In addition, ROP is an equilibrium reaction, hence having a built-in reversibility which opens for the possibility of chemical recycling. Lactones can be man-made, like lactide (LA) and  $\epsilon$ -caprolactone ( $\epsilon$ CL), but nature also serves us with a large library of bio-derived natural lactones. These lactones often contribute to the taste and/or smell of *e.g.* flowers and milk. Many of the naturally occurring lactones are five- ( $\gamma$ ) or six-membered ( $\delta$ ) rings, and have traditionally been utilized by the food- and fragrance industry. Lately, the bio-derived natural lactones have received academic attention as monomers for ROP,<sup>7–11</sup> but so far, they are not utilized commercially by the polymer industry.

ROP is an equilibrium reaction, meaning that both ring-opening and ring-closing reactions take place simultaneously throughout the reaction. Whether the equilibrium favors monomer or polymer formation is determined by the thermodynamic state of the system. For small cyclic monomers, like  $\gamma$ - and  $\delta$ -lactones, the low ring-strain makes the enthalpic driving force for ROP low, compared to the entropic decrease upon polymerization. A general trend is therefore that decreasing the temperature pushes the equilibrium towards polymer formation since a lower temperature decreases the entropic contribution.<sup>7,12–17</sup> At the same time, the equilibrium can be reversely shifted towards monomer, simply by an increase in temperature, which opens up for polymers that could be chemically recycled back to the original cyclic monomers in a straight forward and easy manner. However, the challenge lies

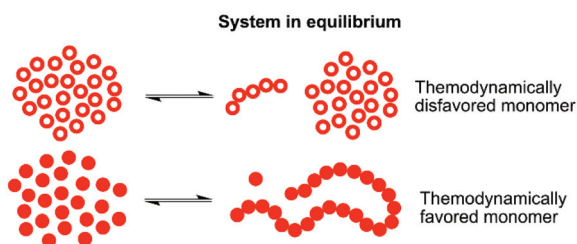
Wallenberg Wood Science Center, WWSC, Department of Fibre and Polymer Technology, KTH Royal Institute of Technology, Teknikringen 56-58, 100 44 Stockholm, Sweden. E-mail: hoem@kth.se

† Electronic supplementary information (ESI) available. See DOI: 10.1039/d0py00270d



in understanding how the system's features dictate the equilibrium behavior, and learning how to control it. Another consequence of this thermodynamic behavior is that for many  $\gamma$ - and  $\delta$ -lactones only low to moderate conversions can be reached at conventional operating conditions (ambient pressure, temperatures  $\geq$  RT). This generates a challenge both in the polymerization (e.g. difficulties in reaching high molecular weights and a large quantity of remaining unreacted monomers) and processing steps (e.g. by depolymerization caused by the low thermodynamic stability).

One way to enable polymerization of a monomer with a low ability to homopolymerize is by utilizing copolymerization<sup>18–21</sup> with a second monomer that has more favorable thermodynamics and thereby very different equilibrium behavior under specific conditions (illustrated in Fig. 1). The thermodynamically favored monomer, with the equilibrium strongly driven towards polymer, may then act as a continuous capping agent for the thermodynamically disfavored monomer, locking it into the polymeric structure. Of course, the copolymerization kinetics is of great significance here. If there are no transesterification reactions taking place, the conversion of the thermodynamically disfavored monomer into polymer would rely on capping by the thermodynamically favored monomer, which can only take place as long as there are more favored monomers available in the reaction mixture at the end of the polymerization. This has been demonstrated for  $\gamma$ -butyrolactone ( $\gamma$ BL) during copolymerization with  $\epsilon$ CL<sup>20,22</sup> or  $\beta$ -propiolactone,<sup>23</sup> and for  $\alpha$ -bromo- $\gamma$ -butyrolactone<sup>24,25</sup> ( $\alpha$ B $\gamma$ BL) when copolymerized with  $\epsilon$ CL or LLA.  $\delta$ -Lactones are, compared to  $\gamma$ -lactone analogues, in general more prone to homopolymerize. However, they still have the issues of moderate monomer conversion and the resulting polymers being very sensitive to heat. A parallel may be drawn to polyoxymethylene (POM), a thermally unstable polyacetal which, when heated, depolymerizes to formaldehyde, if not end-capped or copolymerized.<sup>26,27</sup> In fact, this thermodynamic instability is used as a water free way to synthesize formaldehyde *in situ*, underlining how the equilibrium behavior can be utilized for chemical recovery.



**Fig. 1** Illustration of two different cyclic monomers with very different equilibrium behavior under the given conditions. The thermodynamically disfavored monomer has a low equilibrium conversion, resulting in a higher concentration of free monomer in the polymer mixture. Opposite, the thermodynamically favored monomer has a high equilibrium conversion, leading to a low free monomer concentration in the polymer mixture.

$\delta$ -Decalactone ( $\delta$ DL) is a  $\delta$ -lactone that, throughout the years, has received academic attention as a biobased monomer used in copolymerization together with e.g.  $\delta$ -dodecalactone,<sup>28</sup> PEG and  $\omega$ -pentadecalactone,<sup>29</sup> lactide,<sup>30</sup> methylene diphenyl diisocyanate,<sup>10</sup> 1,4 butylene oxide,<sup>14</sup>  $\delta$ -valerolactone<sup>31</sup> and maltoheptaose.<sup>32</sup>  $\delta$ DL occurs naturally in fruits<sup>33</sup> and milk,<sup>34</sup> but can also be produced enzymatically on large scale from fatty acids and essential oils.<sup>35,36</sup> Recently, it was shown that catalytic transfer hydrogenation<sup>37</sup> could be a new and interesting course to synthesize the monomer, which also increases the potential of establishing  $\delta$ DL as a biobased platform monomer. Moreover, the polymer of  $\delta$ DL is amorphous, hence, the ROP thermodynamics will not change due to crystallization.<sup>38,39</sup> It is therefore a good model to study the equilibrium behavior of the family  $\delta$ -lactones. Since ROP of  $\delta$ DL is favored by a low polymerization temperature, the reaction is preferably performed at room temperature (or lower), which is also desired from an environmental perspective utilizing an effective catalyst. Organocatalytic ROP has gained large attention in the last 10–15 years by generating high rate and selectivity at low temperatures<sup>40–44</sup> and DPP is one of the organocatalysts that has been successfully used for ROP of  $\delta$ -lactones with high control.<sup>14,45–47</sup>

In this work, our aim was to open up for a broader utilization of natural lactones within the polymer field and their subsequent recycling *via* depolymerization. For that purpose, a simple one-pot polymerization strategy for  $\delta$ -lactones was developed in order to circumvent the polymerization thermodynamics, enabling controlled synthesis, use, processing and depolymerization.  $\delta$ DL was used as a model, and ring-opening copolymerized (ROcP) with two different  $\epsilon$ -lactones with more favorable polymerization thermodynamics but different kinetic behavior,  $\epsilon$ -decalactone and  $\epsilon$ -caprolactone, and the thermodynamic stability of the copolymers were studied.

## Experimental

### Materials

All chemicals were used as received without any further purification.  $\delta$ -Decalactone ( $\delta$ DL) (Sigma Aldrich,  $\geq$ 98%),  $\epsilon$ -decalactone ( $\epsilon$ DL) (Sigma Aldrich,  $\geq$ 99%) and  $\epsilon$ -caprolactone ( $\epsilon$ CL) (Sigma Aldrich, 97%) were used as monomers for ring-opening co-polymerization (ROcP). 1,4-Benzenedimethanol (Sigma Aldrich, 99%) was used as initiator (I) with diphenyl phosphate (DPP) (Sigma Aldrich, 99%) as catalyst. The reaction was monitored as a function of time by addition of trimethylamine (TEA) (Sigma Aldrich,  $>$ 99.5%) to draw aliquots to deactivate the catalyst. Chloroform (Fischer Scientific, 99.8%) was used for polymer purification by liquid–liquid extraction.  $\text{ZnCl}_2$  (Sigma Aldrich,  $\geq$ 98%, anhydrous), 1,5,7-triazabicyclo[4.4.0]dec-5-ene (TBD) (Sigma Aldrich, 98%), acetic acid (Merck, 100%) and benzyl alcohol (BnOH) (Sigma Aldrich, 99.8%) were used in recycling experiments. All NMR-analyses were carried out with deuterated chloroform ( $\text{CDCl}_3$ ) (VWR, 99.8%) as solvent and internal reference.





## Polymerizations

All polymerizations were performed on a scale of 5 g of monomer, with a constant molar content  $[I]:[cat]:[M]_{tot}$  of 1:5:100. A bifunctional initiator was chosen to enable purity assessment of the system by size exclusion chromatography. Homopolymerizations of  $\delta$ DL,  $\epsilon$ DL and  $\epsilon$ CL, as well as ring-opening copolymerizations (ROcP) of  $\delta$ DL with  $\epsilon$ DL or  $\epsilon$ CL varying the amount of comonomer between 2.5, 5.0, 10 and 20 mol% were carried out. Experimental details for all ROP and ROcP are presented in Table 1. As an example of a typical procedure, ROcP of  $\delta$ DL with 20 mol%  $\epsilon$ CL was performed by weighing the desired amount of the initiator (I) 1,4-benzenedimethanol (43 mg, 0.31 mmol, 1 equiv.) into a 25 mL round bottom flask equipped with a magnetic stirrer. Thereafter,  $\delta$ DL (4.3 g, 25 mmol, 80 equiv.) together with  $\epsilon$ CL (0.72 g, 6.3 mmol, 20 equiv.) was added and the initiator was left to dissolve. The reaction was started by the addition of DPP (0.39 g, 1.6 mmol, 5 equiv.), and it was let to proceed in bulk at room temperature (RT). The polymerization kinetics were studied by  $^1$ H-NMR and SEC analysis of aliquots withdrawn at regular time intervals quenched by the addition of TEA. When the reaction reached its monomer equilibrium conversion, the reaction was heated to 110 °C by immersing the flask into a thermostatic oil bath. The polymerization kinetics were followed as previously described, until a new monomer equilibrium conversion was reached. The monomer conversion was calculated according to eqn (S1)–(S9), from the chemical shifts assigned in Fig. S2, in ESI.†

To evaluate the role of the comonomer as a pure end-capping agent, two experiments with sequential addition of the monomers were also carried out with the feed ratio  $[M_{\delta DL}]:[M_{\epsilon}]:[cat]:[I] = 90:10:5:1$ .  $\delta$ DL was first homopolymerized at RT until monomer equilibrium conversion was reached. Due to the high viscosity of P $\delta$ DL which prevented magnetic stirring, the comonomer was added to the flask and mixed briefly with a glass rod, where after it was left at room temperature without stirring. Aliquots were withdrawn at

regular time intervals, for  $^1$ H NMR and SEC analysis, and the catalyst was deactivated with TEA (1.2 equiv. to catalyst). The reaction was let to proceed until at least 50% of the comonomer conversion was reached (3 equivalents per initiator). The flask was then immersed into a thermostatic oil bath at 110 °C, and the kinetics were followed as before, until a new monomer equilibrium conversion was reached.

## Feedstock recycling of P $\delta$ DL-co- $\epsilon$ DL

To recycle P $\delta$ DL-co- $\epsilon$ DL back to cyclic monomers, three different strategies were screened: (i) Thermolysis, (ii) Chemolysis with ZnCl<sub>2</sub> and (iii) Chemolysis with an external nucleophile. All experiments were performed on P $\delta$ DL-co-20 $\epsilon$ DL, synthesized as described above. For (i) and (ii) the same batch of P $\delta$ DL-co-20 $\epsilon$ DL ( $M_n = 12\ 600$  Da,  $D = 1.2$ ) was used. DPP was removed from the polymer by three liquid-liquid extractions in CHCl<sub>3</sub> and water. CHCl<sub>3</sub> was removed using a rotary evaporator, and the polymer was dried at RT under vacuum for 1 week. For (iii) a second batch of P $\delta$ DL-co-20 $\epsilon$ DL ( $M_n = 12\ 500$  Da,  $D = 1.2$ ) was used.

## Thermolysis

In a typical experiment, a sealed 5 mL round bottom flask, containing 100 mg P $\delta$ DL-co-20 $\epsilon$ DL, was heated under nitrogen atmosphere at 220 °C for 6 h. The flask was let to cool down to RT before being opened. CDCl<sub>3</sub> was added, and the solution was analyzed by  $^1$ H NMR.

## Chemolysis, ZnCl<sub>2</sub>

P $\delta$ DL-co-20 $\epsilon$ DL (2 g) and ZnCl<sub>2</sub> (50 mg, 0.03 equiv. to repeating unit) was added to a Schlenk-tube equipped with a magnetic stirrer. The reaction mixture was heated to 120 °C under a nitrogen atmosphere for 8 h. Samples were taken at regular time intervals, quenched by adding CDCl<sub>3</sub> at RT. The samples were analyzed by  $^1$ H NMR.

**Table 1** Experimental details of ROP and ROcP of  $\delta$ DL with either  $\epsilon$ DL or  $\epsilon$ CL as comonomer ( $M_{co}$ ). All reactions were performed at RT, with DPP as catalyst (cat) and 1,4-benzenedimethanol as initiator (I)

Name	$M_{co}$	$[M_{\delta DL}]:[M_{co}]:[I]:[cat]$	Time (days)	Conversion <sup>a</sup> (%)	$M_{n,theo}$ <sup>b</sup> (kDa)	$M_n^c$ (kDa)	$D^c$
P $\delta$ DL		100:0:1:5	4	86	14.2	9.6	1.3
P $\epsilon$ DL	$\epsilon$ DL	0:100:1:5	25	97	16.2	10.2 <sup>d</sup>	1.6 <sup>d</sup>
P $\epsilon$ CL	$\epsilon$ CL	0:100:1:5	0.08	99	12.0	23.6	1.1
P $\delta$ DL-co-2.5 $\epsilon$ DL	$\epsilon$ DL	97.5:2.5:1:5	5	87	15.4	10.8	1.3
P $\delta$ DL-co-5 $\epsilon$ DL	$\epsilon$ DL	95:5:1:5	5	87	15.3	10.0	1.3
P $\delta$ DL-co-10 $\epsilon$ DL	$\epsilon$ DL	90:10:1:5	5	87	15.1	9.7	1.3
P $\delta$ DL-co-20 $\epsilon$ DL	$\epsilon$ DL	80:20:1:5	7	90	15.6	10.1	1.3
P $\delta$ DL-co-2.5 $\epsilon$ CL	$\epsilon$ CL	97.5:2.5:1:5	5	88	15.1	9.5	1.4
P $\delta$ DL-co-5 $\epsilon$ CL	$\epsilon$ CL	95:5:1:5	5	88	15.1	9.4	1.4
P $\delta$ DL-co-10 $\epsilon$ CL	$\epsilon$ CL	90:10:1:5	5	89	14.8	11.5	1.3
P $\delta$ DL-co-20 $\epsilon$ CL	$\epsilon$ CL	80:20:1:5	5	91	14.5	12.0	1.3

<sup>a</sup> Monomer equilibrium conversion calculated according to (S1), (S3) and (S8) in ESI.† <sup>b</sup> Theoretical molecular weight calculated according to (S2), (S4) and (S9) in ESI.† <sup>c</sup> Data obtained by CHCl<sub>3</sub> SEC utilizing polystyrene standards. Chromatograms are presented in Fig. S1 in ESI.† <sup>d</sup> A broader and bifunctional molecular weight distribution was observed (Fig. S1 in ESI.†). This might be related to the long reaction time (25 days), since the dispersity of the P $\delta$ DL-co- $\epsilon$ DL copolymers did not increase with increased amount of  $\epsilon$ DL.



### Chemolysis, external nucleophile

The experiments were carried out with varying amount of BnOH as external nucleophile, and all set-up preparation was performed inside a glove box. As an example of a typical procedure, P $\delta$ DL-*co*-20 $\epsilon$ DL (1.0 g, 1 equiv. of repeating unit) was added to a vial equipped with a magnetic stirrer, without removing the catalyst (DPP). Then BnOH (0.13 g, 0.2 equiv. to repeating unit) was added as external nucleophile, and the vial was sealed with a Teflon-septum cap before being transferred out from the glove box. The reaction was carried out at 150 °C, and was studied by  $^1\text{H-NMR}$  and SEC analysis of aliquots withdrawn at regular time intervals quenched by the addition of TEA. The final raw product was obtained by adding TEA directly to the reaction before removing it from the oil bath. The same experiments were also carried out with  $\delta$ DL monomer instead of the copolymer as starting material.

TBD were also evaluated as catalyst. P $\delta$ DL-*co*-20 $\epsilon$ DL (2.0 g, 1 equiv. of monomer units), purified by  $\text{CHCl}_3$ -water liquid-liquid extraction and dried, was added to a Schlenk-tube equipped with a magnetic stirrer. Then BnOH (0.26 g, 0.2 equiv.) and TBD (40 mg, 0.025 equiv.) were added. The reaction was carried out at 150 °C, and was studied by  $^1\text{H-NMR}$  and SEC analysis of aliquots withdrawn at regular time intervals quenched by the addition of acetic acid.

### Characterization

**Nuclear magnetic resonance (NMR).**  $^1\text{H}$  NMR as well as 2D heteronuclear single quantum correlation (HSQC) and 2D heteronuclear multiple bond correlation (HMBC) spectra were obtained from a Bruker Advance III HD (400 MHz) spectrometer. All experiments were performed in RT with  $\text{CDCl}_3$  as a solvent. All HSQC experiments were performed with a FID size of 1024, number of scans 4, number of dummy scans 16 and spectral width 13 ppm. To ensure quantitative measurements of the targeted correlation peaks, the relaxation delay (D1) was set to 6 s (more details are presented on pages S4–S6 (Fig. S3–S5, eqn (S10)–(S13)) in ESI $^\dagger$ ). All HMBC experiments were performed with a FID size of 2048, number of scans 16,

number of dummy scans 16, relaxation delay (D1) 15 s and spectral width 13 ppm.

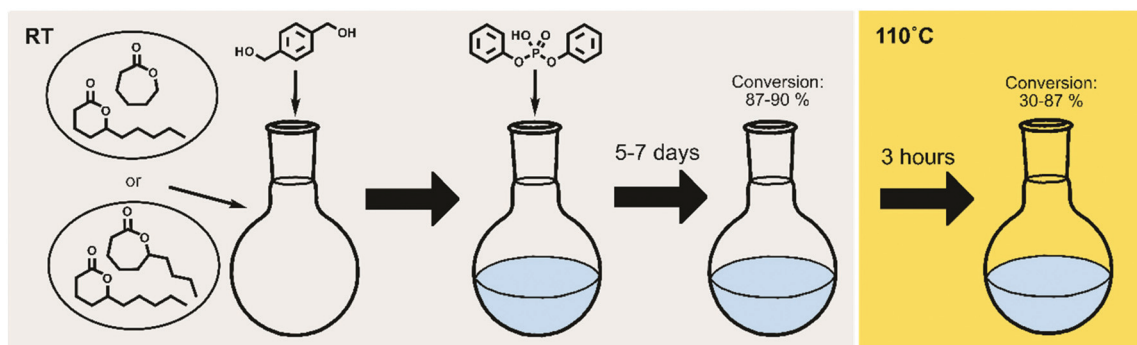
**Size exclusion chromatography (SEC).** Size exclusion chromatography (SEC), with chloroform (2% v/v toluene) as eluent, was utilized for molecular weight analysis. It was performed with a Malvern GPCMAX instrument equipped with an autosampler, a PLgel 5  $\mu\text{m}$  guard column (7.5  $\times$  50 mm) and two PLgel 5  $\mu\text{m}$  MIXED-D (300  $\times$  7.5 mm) columns. The flow rate was 0.5  $\text{mL min}^{-1}$  and the temperature kept at 35 °C. Polystyrene standards with narrow dispersity and molecular weight ranging from 1200 to 400 000  $\text{g mol}^{-1}$  were used for calibration.

## Results and discussion

To extend the use of naturally occurring  $\delta$ -lactones within the polymer field, and to gain control over their equilibrium behavior,  $\delta$ DL was ring-opening copolymerized (ROcP) with more thermodynamically favored monomers,  $\epsilon$ -decalactone ( $\epsilon$ DL) and  $\epsilon$ -caprolactone ( $\epsilon$ CL). These comonomers were utilized to achieve more thermodynamically stable, yet, recyclable copolymers. The experimental procedure is illustrated in Fig. 2, where the temperature change in the systems are distinguished by color (grey = RT, yellow = 110 °C). As demonstrated in previous work, understanding the kinetic behavior of a system can be a powerful tool in macromolecular design.<sup>14,46,48,49</sup> The two different comonomers were therefore selected to, together with  $\delta$ DL, yield systems of different kinetic behavior, which would subsequently generate different macromolecular structures. The differences in macromolecular structures are expected to translate to different equilibrium behaviors at 110 °C, that in turn are reflected in the thermodynamic stability.

### Homopolymerization of $\delta$ DL, $\epsilon$ DL and $\epsilon$ CL

Like all equilibrium reactions, the thermodynamic behavior of ROP is determined by the relationship between the enthalpic and entropic changes during polymerization, together with temperature at which the reaction is performed. This is described by (1), where  $\Delta H_p$  is the change in enthalpy,  $\Delta S_p$  the



**Fig. 2** Scheme of the experimental procedure. ROcP was performed with either  $\epsilon$ DL or  $\epsilon$ CL as comonomer, and with different feed ratios. The reaction was carried out in RT (lt grey) for 5–7 days, until equilibrium conversion was established. The temperature was then raised to, and kept at, 110 °C (yellow) until the system had reached its new equilibrium.



change in entropy,  $T$  the absolute temperature and  $\Delta G_p$  the change in Gibbs's free energy:

$$\Delta G_p = \Delta H_p - T\Delta S_p \quad (1)$$

Since ROP is an equilibrium reaction, the monomer conversion is very much dependent on the thermodynamic features of the system, which was first formulated by Dainton and Ivin<sup>50,51</sup> followed by Tobolsky and Eisenberg.<sup>52–54</sup> With Flory's assumption, that the reactivity of the propagating chain is independent of the length of the macromolecular chain, (1) can be rewritten in terms of standard polymerization enthalpy  $\Delta H_p^\circ$  and entropy  $\Delta S_p^\circ$  and the monomer concentration  $[M]$ , according to (2) where  $R$  denotes the gas constant:

$$\Delta G_p = \Delta H_p^\circ - T(\Delta S_p^\circ + R \ln[M]) \quad (2)$$

For ROP of small cyclic monomers, the ROP is in general driven by a decreased  $\Delta H_p^\circ$  due to release of ring strain. Meanwhile, the change in  $\Delta S_p^\circ$  is commonly negative, similar to most other polymerization reactions.<sup>50</sup> As a consequence of polymerization, the total entropy of the system decreases as the monomer is consumed. As appears from (2), at a constant temperature, the term  $T(\Delta S_p^\circ + R \ln[M])$  decreases upon polymerization due to a decreased monomer concentration. Hence, if  $\Delta S_p^\circ < 0$ , this results in a more and more negative  $T(\Delta S_p^\circ + R \ln[M])$  term, which may overrule the enthalpic driving force of ROP. This is also illustrated in Fig. 3. As long as  $\Delta G_p < 0$ , the forward reaction towards polymer is favored (red in Fig. 3). At some point in the conversion of monomers to polymers, the slope of  $G$  will invert,  $\Delta G_p > 0$ , and the reverse reaction towards monomer is favored (green in Fig. 3). In the transition between these two scenarios, there is a minimum point where  $\Delta G_p = 0$ , and the reaction is at equilibrium (blue in Fig. 3). The monomer conversion at this  $G$ -minimum is called the equilibrium monomer conversion  $[M]_{eq}$ . What (2) also reveals is that  $[M]_{eq}$  is decreasing with increasing temperature, for a specific polymerization. Hence, these thermo-

dynamic features have to be taken into consideration in order to understand the ROP behavior of different lactones and their chemical recyclability back to the monomer form.

Polymerization thermodynamic parameters determined for monomers of different ring-size, in-ring-functionality and substitutions can be found in literature.<sup>15,55,56</sup> The ROP thermodynamics of  $\delta$ -lactones are substantially less favorable than the thermodynamics of the corresponding  $\epsilon$ -lactones (e.g.  $\delta$ -valerolactone vs.  $\epsilon$ -caprolactone).<sup>56</sup> We therefore studied the effect of copolymerizing  $\delta$ DL with two different  $\epsilon$ -lactones,  $\epsilon$ DL and  $\epsilon$ CL, on the equilibrium behavior.  $\epsilon$ DL is, like  $\delta$ DL, a naturally occurring monomer,<sup>35</sup> and has successfully been copolymerized together with lactide and 2,2-dimethyltrimethylene carbonate.<sup>57–60</sup>

Polymerization of  $\delta$ DL at RT with DPP as catalyst proceeded in a controlled manner, with a linear relationship between molecular weight and conversion (Fig. 4). After 24 h, the monomer conversion was approximately 80% with a dispersity of 1.2 (Fig. 4). After an additional 4 days, the conversion had only increased to 86%, meanwhile the dispersity started to increase ( $D = 1.3$ ). This is indicative for a reaction approaching its equilibrium, and the system was close to the  $G$  minimum ( $\Delta G_p$  close to zero) as illustrated in Fig. 3. The reaction vessel was then immersed into a thermostatic oil bath of 110 °C. Due to the changed thermodynamic features of the system, the reaction had been pushed upwards the  $G$ -slope, and is found in the green area in Fig. 3 where  $\Delta G > 0$ . Hence, in the strive towards  $G$ -minimum and the systems new equilibrium, depolymerization to cyclic monomers occurs and the monomer conversion started to decrease rapidly. After only 40 min the monomer conversion was reduced to 38%, and after 3 h the reaction reached a new plateau at 30% conversion. Hence, at 110 °C,  $\delta$ DL could be classified as a thermodynamically disfavored monomer according to Fig. 1.

As indicated by the relationship between the molecular weight and conversion (Fig. 4), depolymerization took place through the same, but reverse, path as ROP, i.e. the polymer chain “unzipped” from the propagating end. However, at 110 °C the dispersity started to increase with time, which is indicative of transesterification, chain scission or backbiting.<sup>61</sup> These mechanistic details imply that the depolymerization can be prevented by simply capping the P $\delta$ DL chain with a more thermodynamically favored monomer. This will hinder unzipping of the chain as the thermodynamic features of the system (e.g. temperature) are changed. However, if  $\delta$ DL would be copolymerized with a second monomer in a one-step reaction, then macromolecular architecture and, hence, equilibrium behavior, would be very much dictated by the relative copolymerization rate.

$\epsilon$ DL and  $\epsilon$ CL were therefore homopolymerized at the same conditions as  $\delta$ DL, and the apparent rate constant of polymerization ( $k_p^{app}$ ) for respective monomer was calculated from the slope of the curve of  $\ln([M]_0 - [M]_{eq}) / ([M] - [M]_{eq})$  against reaction time (Fig. 4). The reaction rate of  $\epsilon$ DL ( $k_p^{app} = 0.0065 \text{ h}^{-1}$ ) was found to be 10 times lower as compared to  $\delta$ DL ( $k_p^{app} = 0.093 \text{ h}^{-1}$ ), which agrees with previous obser-

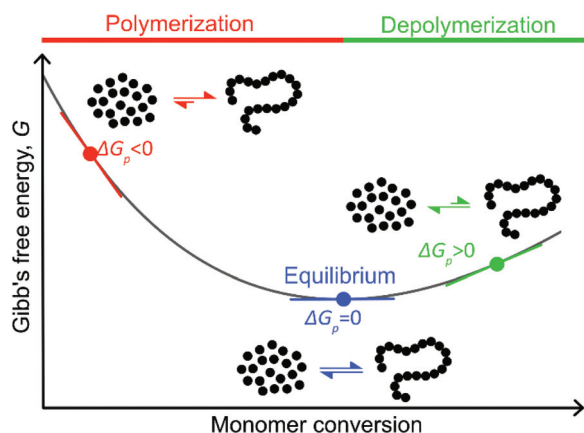


Fig. 3 Illustration of how Gibbs's free energy changes with monomer conversion during ROP. As the monomer conversion increases the slope of Gibbs's free energy changes. The reaction is at equilibrium as the slope is zero, which corresponds to the minimum of the curve.



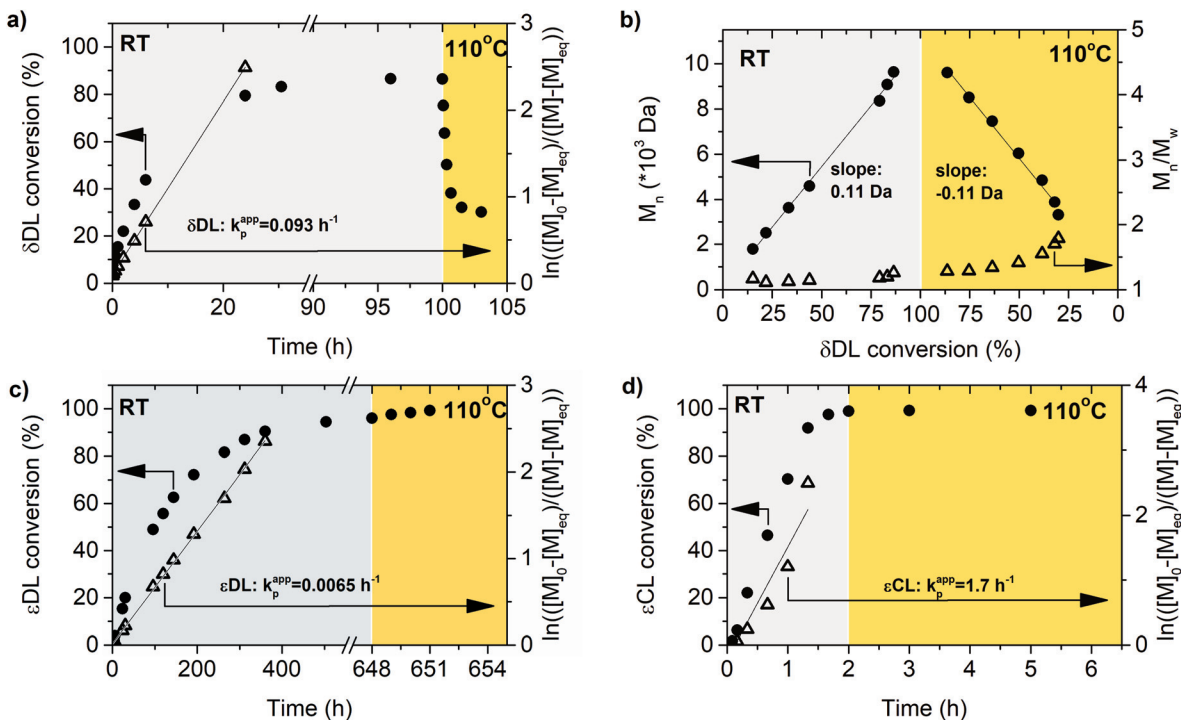


Fig. 4 ROP kinetic and thermodynamic behavior with DPP (5 equiv.) as catalyst and 1,4-benzenedimethanol (1 equiv.) as initiator for (a and b)  $\delta$ DL (100 equiv.) (c)  $\epsilon$ DL (100 equiv.) and (d)  $\epsilon$ CL (100 equiv.). Plots a, c and d present the conversion (circle) and  $\ln([M]_0/[M]_{eq})/([M]_0-[M]_{eq})$  (triangle) as functions of time. Plot (b) show the dependence of  $M_n$  (circles) and dispersity (triangles) on the conversion. Lt grey and yellow areas represents data from the system at RT and 110 °C.

variations that compared the kinetics of six- and seven-membered lactone analogues.<sup>45,47</sup> Contrary to  $\delta$ DL, for which an instant decrease in conversion was observed as the temperature was raised to 110 °C, the conversion of  $\epsilon$ DL only increased from 94% to 99% under the same conditions. Hence,  $\epsilon$ DL is thermodynamically favored but kinetically unfavored compared to  $\delta$ DL. On the other hand, the polymerization of  $\epsilon$ CL was about 10 times faster ( $k_p^{app} = 1.2 \text{ h}^{-1}$ ) than that of  $\delta$ DL and 200 times faster than  $\epsilon$ DL. These observations can be related to the nucleophilicity of the propagating end, where a primary alcohol in general is more reactive than a secondary alcohol due to induction, but also to the effect of substitution on the rate of cyclization, where an increased degree of substitution results in an increased ring-closing rate.<sup>62,63</sup> At the same time, the conversion of  $\epsilon$ CL was stable around 99% also when temperature was raised to 110 °C.  $\epsilon$ CL is therefore both thermodynamically and kinetically favored compared to  $\delta$ DL. Although it is important to note that homopolymerization kinetics usually differ from the kinetics during copolymerization. These results indicate that copolymerization of  $\delta$ DL with  $\epsilon$ DL or  $\epsilon$ CL should result in two systems with very different kinetic behaviors, yielding polymers with clearly different macromolecular structures.

#### Copolymerization of $\delta$ DL with $\epsilon$ DL and $\epsilon$ CL

The ROcP was performed at RT with DPP as catalyst, with  $\delta$ DL and varying ratio of comonomer ( $\epsilon$ DL or  $\epsilon$ CL) in the monomer

feed: 2.5, 5, 10 and 20%. After 5–7 days at RT, as the monomer equilibrium conversion was reached (87–91%, Table 1), the temperature was raised to 110 °C and kept isothermal for 3 h, while the depolymerization towards the systems new  $G$ -minimum and equilibrium was studied (Fig. S6–S9 in ESI†). The monomer conversion at 110 °C after 40 min is presented as a function of mol% comonomer in the monomer feed in Fig. 5, and it is clear that the conversion was positively affected by the addition of  $\epsilon$ DL. When 20 mol%  $\epsilon$ DL was added in the

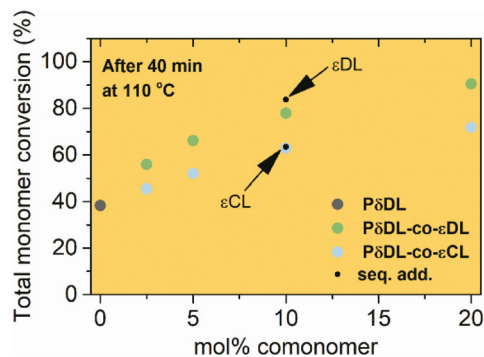


Fig. 5 The plot shows how the total monomer conversion of  $P\delta$ DL-co- $\epsilon$ DL (green) and  $P\delta$ DL-co- $\epsilon$ CL (blue) depends on the feed mol% of the comonomer after 40 min at 110 °C. The circles represent one-step copolymerization and the black points represent copolymerization by sequential addition. The grey circle represents  $\delta$ DL homopolymer.



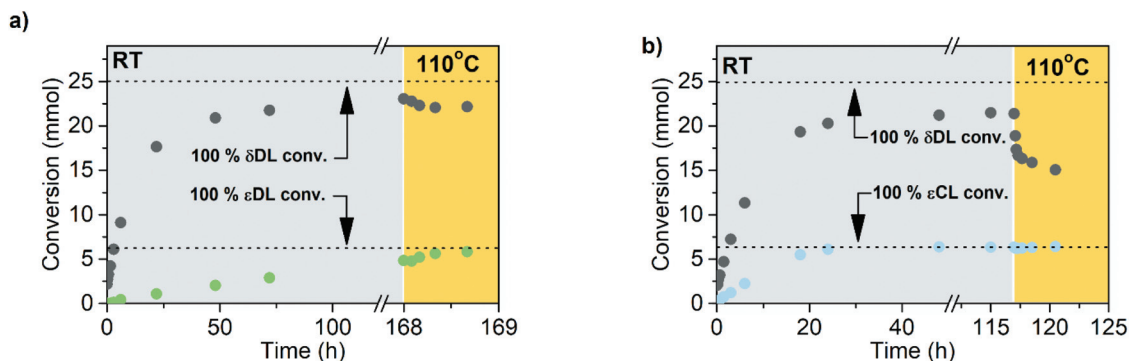


feed (P $\delta$ DL-*co*-20 $\epsilon$ DL), the monomer conversion after 40 min at 110 °C was increased from 38% to 90% compared to the homopolymerized P $\delta$ DL, *i.e.* by 136%.  $\epsilon$ CL also had a positive effect on the thermodynamic stability of the copolymer, although not as substantial as  $\epsilon$ DL. With 20 mol%  $\epsilon$ CL (P $\delta$ DL-*co*-20 $\epsilon$ CL), the conversion after 40 min at 110 °C was increased by 89% (from 38% to 72%) compared to P $\delta$ DL. Two experiments with sequential addition of 10 mol% comonomers were also carried out, where both  $\epsilon$ DL and  $\delta$ DL had a positive effect on the thermodynamic stability of the copolymer (Fig. 5). This supports the theory that the comonomer acts as a capping agent, preventing depolymerization by unzipping to take place. However, the sequential addition was not more effective than then one-step copolymerization, which could be due to difficulties in mixing the comonomer with the highly viscous P $\delta$ DL prepolymer, and was therefore not considered further.

The copolymerization kinetics of P $\delta$ DL-*co*-20 $\epsilon$ DL (determined by 2D HSQC NMR, details on pages S3–S5 in ESI†) revealed how the reaction rate of  $\epsilon$ DL was much slower as compared to  $\delta$ DL, and how half of the  $\epsilon$ DL monomers were left unreacted as  $\delta$ DL was reaching its equilibrium conversion (Fig. 6a). When the reaction temperature was raised to 110 °C, the  $\delta$ DL conversion started to decline slightly at that same time as the conversion of unreacted  $\epsilon$ DL started to increase. In contrast, for P $\delta$ DL-*co*-20 $\epsilon$ CL, the reaction rate of the two monomers was more similar to each other, with a slight preference towards  $\epsilon$ CL (Fig. 6b). However, the main difference lied in that  $\epsilon$ CL was fully converted to polymer whereas  $\delta$ DL reached its equilibrium conversion at 85%. As the temperature was raised to 110 °C, the instant decrease in  $\delta$ DL conversion was very clear, while  $\epsilon$ CL remained at a full conversion. Hence, as predicted, the kinetic behavior of the thermodynamically favored comonomer had a significant effect on the thermodynamic behavior of the copolymers.

As previously described, the depolymerization of P $\delta$ DL took place by unzipping monomers from the chain end and reforming the cyclic monomer (Fig. 4). Since both  $\epsilon$ DL and  $\epsilon$ CL can be classed as thermodynamically favored monomers at 110 °C

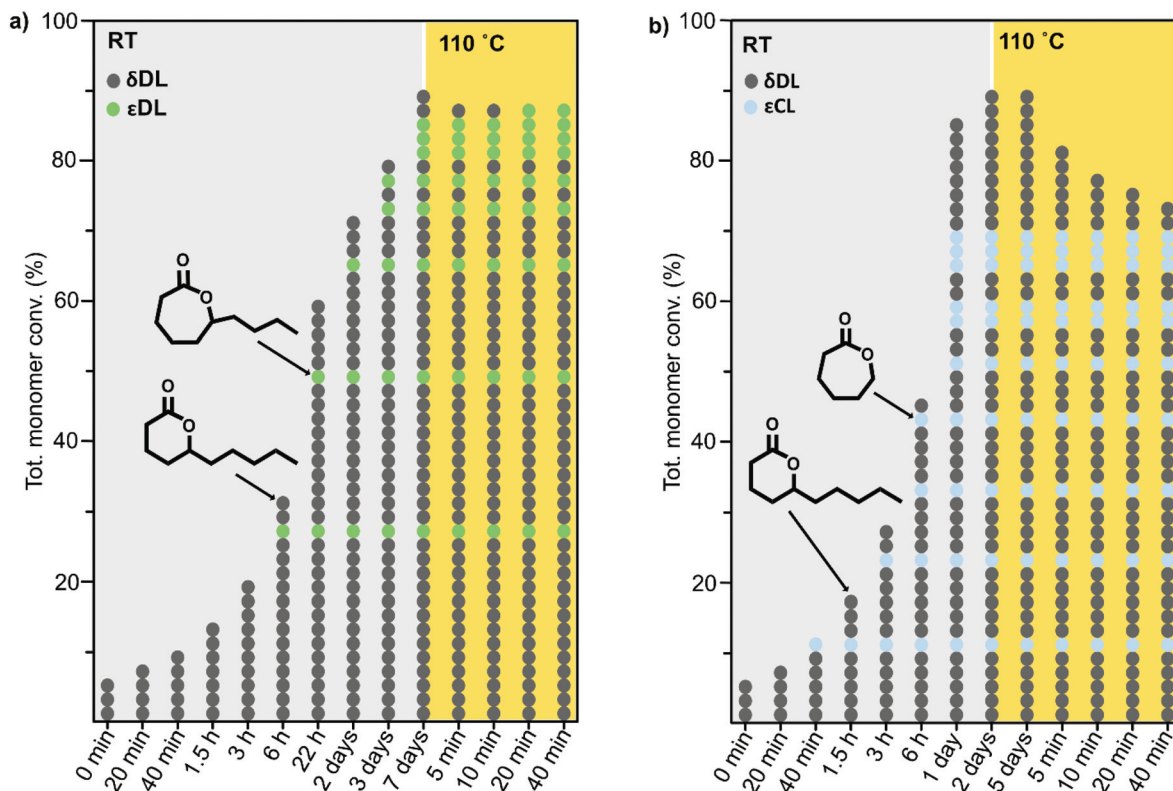
(Fig. 1), their thermodynamic equilibrium is still pushed towards polymer at this temperature. Hence, unzipping of the copolymer would only take place as long as a  $\delta$ DL unit was exposed at the chain end. How an average polymer chain would grow during the ROcP with 20 mol% comonomer was schematically illustrated in Fig. 7. The illustration was based on the reaction kinetics of respectively monomer (determined by 2D HSQC NMR and  $^1$ H NMR, details on pages S4–S6 (Fig. S3–S5, eqn (S10)–(S13)) in ESI†) during ROcP and average DP of the polymer chain (under the assumption that no transesterification occurs in the system). To simplify the illustration, the figure shows the growth of an average chain from the initiator in only one direction, although the polymer was bifunctional. For P $\delta$ DL-*co*-20 $\epsilon$ CL, the structure of the copolymer appeared rather random. This was also confirmed by  $^{13}$ C NMR (Fig. 8b) where four peaks in the carbonyl region were observed, two corresponding to homopolymer peaks and two dyad peaks from the transition between  $\delta$ DL and  $\epsilon$ CL segments. With a higher feed ratio of  $\delta$ DL compared to  $\epsilon$ CL (80 mol%  $\delta$ DL, 20 mol%  $\epsilon$ DL) in combination with the slightly faster conversion of  $\epsilon$ CL, the probability of the chain end being constituted by a  $\delta$ DL rather than  $\epsilon$ CL unit was substantially higher. Hence, upon heating, the  $\delta$ DL conversion dropped from 85% to 65% before  $\epsilon$ CL units started to appear at the ends. This was in large contrast to P $\delta$ DL-*co*-20 $\epsilon$ DL, for which the  $\delta$ DL conversion decreased only slightly from 93% to 88%. Due to the slower conversion of  $\epsilon$ DL compared to  $\delta$ DL, the copolymer had a  $\epsilon$ DL gradient, with most  $\epsilon$ DL units being located towards the ends of the polymers. Hence, P $\delta$ DL-*co*-20 $\epsilon$ DL could be illustrated more by the structure of a triblock copolymer, supported by  $^{13}$ C NMR (Fig. 8a), where only two peaks corresponding to homopolymer peaks could be observed in the carbonyl region. In addition, as  $\delta$ DL had reached its equilibrium conversion, there were still residual  $\epsilon$ DL present in the reaction mixture, and at the moment the temperature was raised these residuals were quickly polymerized. Hence, opposite to P $\delta$ DL-*co*-20 $\epsilon$ CL, it was more likely that an  $\epsilon$ DL unit would constitute the chain end, or would be loca-



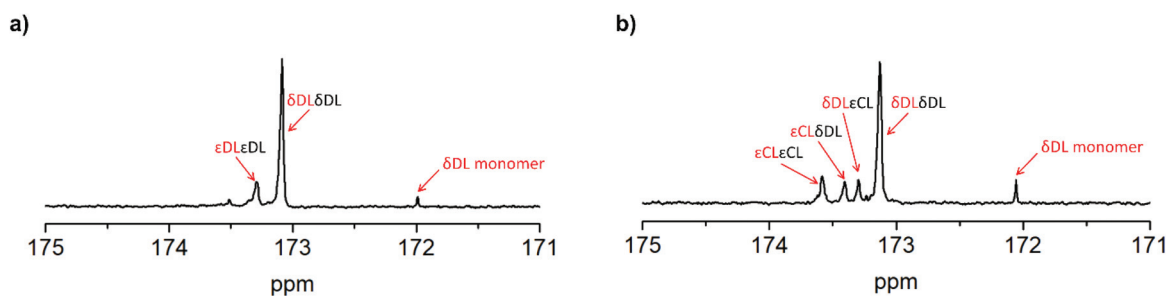
**Fig. 6** Kinetic and thermodynamic behavior with DPP (5 equiv.) as catalyst and 1,4-benzenedimethanol (1 equiv.) as initiator for ROcP of (a) P $\delta$ DL-*co*-20 $\epsilon$ DL (100 equiv.) and (b) P $\delta$ DL-*co*-20 $\epsilon$ CL (100 equiv.). The conversion of respective monomer (grey =  $\delta$ DL, green =  $\epsilon$ DL, blue =  $\epsilon$ CL) is presented as a function of time, and was calculated from  $^1$ H NMR and 2D HSQC NMR. Lt grey and yellow areas represent data from the system at RT and 110 °C.







**Fig. 7** Schematic illustration of an average ROcP of (a) P $\delta$ DL-co-20 $\epsilon$ DL and (b) P $\delta$ DL-co-20 $\epsilon$ CL. For simplicity, the figure illustrates the growth of an average chain in one of the directions, although the polymer is bifunctional. Each circle represents one monomer unit (dk grey =  $\delta$ DL, green =  $\epsilon$ DL, blue =  $\epsilon$ CL) in the polymer chain. Lt grey and yellow areas represent data from the system at RT and 110 °C. The figure is based on kinetics of respectively monomer during ROcP and average DP of the polymer chain, with the assumption that no transesterification occurs in the system. The calculations were performed on  $^1\text{H}$  NMR and 2D HSQC NMR data. For more details, see pages S3–S5 in ESI.†



**Fig. 8**  $^{13}\text{C}$  NMR spectrum of (a) P $\delta$ DL-co-20 $\epsilon$ DL show two single peaks corresponding to the homopolymer peaks, (b) P $\delta$ DL-co-20 $\epsilon$ CL show four peaks corresponding to the homopolymer peaks as well as two dyad peaks representing the transitions between  $\delta$ DL and  $\epsilon$ CL.

lized very close to it. Consequently, only a few  $\delta$ DL units could be unzipped until a  $\epsilon$ DL unit was exposed at the chain end. Additionally, residual  $\epsilon$ DL might also endcap terminal  $\delta$ DL units as soon as the temperature was raised to 110 °C as this temperature favors  $\epsilon$ DL polymerization, why the depolymerization was hampered. Consequently, the results point out the importance of the copolymerization kinetics when tailoring the thermodynamic behavior of P $\delta$ DL by ROcP. At higher temperature, the rate of transesterification increases, which was indicated by an increased dispersity for all the copolymers

at 110 °C. This would lead to the formation of new chain ends composed of  $\delta$ DL from where the unzipping could proceed. From the kinetics (Fig. S6–S9†) it is however clear that the depolymerization rate decreased significant after 40 min at 110 °C, even though a slight decrease in conversion still is observed.

#### Feedstock recycling of P $\delta$ DL-co- $\epsilon$ DL

We have now shown how a thermodynamically disfavored monomer, like  $\delta$ DL, can be ROcP together with a second more



thermodynamically favored monomer, in order to increase the thermodynamic stability of the formed polymer. This could open up for a broader utilization of natural six-membered lactones within the polymer field. However, not only the feedstock origin is of importance for a material to be truly sustainable, its circularity is also vital. Chemical recyclability of polymers is a field of high current interest.<sup>64</sup> Polymers synthesised by ROP have been successfully recycled by employing catalysts such as Sn(Oct)<sub>2</sub>,<sup>65</sup> TBD,<sup>66</sup> ZnCl<sub>2</sub>,<sup>8</sup> LaCl<sub>3</sub>,<sup>67</sup> and La[N(SiMe<sub>3</sub>)<sub>2</sub>]<sub>3</sub>.<sup>66</sup>

The monomer to polymer equilibrium of a polymer synthesised by ROP can be controlled by changing the thermodynamic features of the system. In order to favor cyclization, the system has to be pushed upwards the *G*-slope (Fig. 3) to the green area where  $\Delta G \geq 0$ , e.g. by increasing the temperature. The ceiling temperature for  $\delta$ DL has been calculated<sup>15</sup> to 141 °C, from polymerization thermodynamic parameters ( $\Delta H_p = -17.1 \text{ kJ mol}^{-1}$ ,  $\Delta S_p = -54 \text{ J mol}^{-1} \text{ K}^{-1}$ )<sup>7</sup> determined in bulk. Hence, above this temperature, the monomer to polymer equilibrium should be completely driven towards the monomeric form. However, due to the copolymerization with  $\epsilon$ DL, the depolymerization path by instant unzipping from the propagating end is hindered. In order to recover the cyclic  $\delta$ DL monomers from the P $\delta$ DL-*co*- $\epsilon$ DL copolymers, the polymer chain must therefore be cut to reveal  $\delta$ DL units at the chain ends. One way to initiate the depolymerization is by transesterifications within and between chains, which could lead to exposure of terminal  $\delta$ DL units. In order to investigate the effect of transesterifications in the presence of DPP, crude P $\delta$ DL-*co*-20 $\epsilon$ DL was heated to 150 °C. After 4 h, a surprisingly large number of ring-closed monomers could be directly recovered (42%) (1, Table 2 and Table S1 in ESI†). But the <sup>1</sup>H NMR also indicated formation of alkenes, which could originate from the elimination of the terminal OH-group. This was also observed when performing ROP of  $\epsilon$ DL at elevated temperatures with DPP as catalyst (Fig. S10 in ESI†). However, since this side reaction results in a “dead end”, terminating the unzipping reaction, it could be an explanation to why higher monomer yield was not obtained. In order to essay another track, we took inspiration from previous studies on recycling

of poly((glycolic acid)-*co*-( $\gamma$ -butyrolactone)).<sup>8</sup> P $\delta$ DL-*co*-20 $\epsilon$ DL was, hence, treated at 220 °C, in a nitrogen atmosphere after purification and without catalyst, or at 120 °C with ZnCl<sub>2</sub> as catalyst. However, only 5% monomer yield was obtained after 8 h at 120 °C, with ZnCl<sub>2</sub> as catalyst (3, Table 2 and Table S2 in ESI†). Slightly higher monomer yield (12%) was obtained after 6 h at 220 °C (2, Table 2 and Table S3 in ESI†), and alkene formation was observed in both cases.

One way to avoid the alkene formation could be by enhancing the rate and amount of transesterification by the addition of an external nucleophile. Alcohols, like ethanol or ethylene glycol, have earlier been used for chemical recycling of polyesters like PLA and PET,<sup>68,69</sup> with the hydroxyl group acting as an external nucleophile, and the polymer chains were degraded through transesterification into e.g. diethyl terephthalate, bis(2-hydroxyethyl)terephthalate or ethyl lactate. Such an approach could be applicable here as well. However, in order to obtain cyclic  $\delta$ DL monomers, the reaction should be performed above the ceiling temperature of  $\delta$ DL (141 °C), why a high boiling point alcohol is needed. For that purpose, benzyl alcohol (BnOH) (bp = 205 °C) was chosen. The crude P $\delta$ DL-*co*-20 $\epsilon$ DL ( $M_n = 12\,500 \text{ Da}$ ) was heated to 150 °C with varying amounts of BnOH (0.2, 1 and 5 equiv. to repeating units) (5–7, Table 2 and Tables S4–S6 in ESI†). The reactions were monitored by <sup>1</sup>H NMR, and four different structures/structural units were distinguished: cyclic monomer ( $\delta$ DL and  $\epsilon$ DL), unaffected polymer chain segments, end-groups with a terminal OH or end-groups with an alkene (Fig. 9). However, due to the overlapping peaks, the type of monomer,  $\epsilon$ DL or  $\delta$ DL, could not be distinguished within the structures.

When 0.2 and 1 equiv. BnOH was used, the amount of terminal OH decreased with time as the amount alkenes increased. However, with increased amount of BnOH the amount of alkene formation decreased drastically (5–7, Table 2). This could possibly be explained by the significantly lower DPP concentration in the reaction vessel, when large amount of BnOH was added and the copolymer became more diluted. Interestingly, no alkene formation was observed with 0.2 equiv. BnOH when the catalyst was TBD (4, Table 2 and Table S7 in ESI†). As expected, the amount of terminal OH-

**Table 2** Feedstock recycling. Experimental details and results

#	Starting material	Catalyst	BnOH (equiv.)	Temperature (°C)	Time (h)	Cyclic monomer <sup>a</sup> (%)	Polymer <sup>a</sup> (%)	Terminal OH <sup>a</sup> (%)	Alkene <sup>a</sup> (%)
1	P $\delta$ DL- <i>co</i> -20 $\epsilon$ DL	DPP	—	150	4	42	50	2	6
2	P $\delta$ DL- <i>co</i> -20 $\epsilon$ DL	—	—	220	6	12	67	<1	21
3	P $\delta$ DL- <i>co</i> -20 $\epsilon$ DL	ZnCl <sub>2</sub>	—	120	8	5	91	2	1
4	P $\delta$ DL- <i>co</i> -20 $\epsilon$ DL	TBD	0.2	150	6	17	73	9	—
5	P $\delta$ DL- <i>co</i> -20 $\epsilon$ DL	DPP	0.2	150	6	43	42	7	9
6	P $\delta$ DL- <i>co</i> -20 $\epsilon$ DL	DPP	1	150	6	37	25	30	8
7	P $\delta$ DL- <i>co</i> -20 $\epsilon$ DL	DPP	5	150	6	35	14	48	2
8	$\delta$ DL	DPP	0.2	150	4	71	15	6	7
9	$\delta$ DL	DPP	1	150	4	54	14	25	7
10	$\delta$ DL	DPP	5	150	4	32	4	60	5

<sup>a</sup> Calculated from <sup>1</sup>H NMR peaks assigned in Fig. 9.



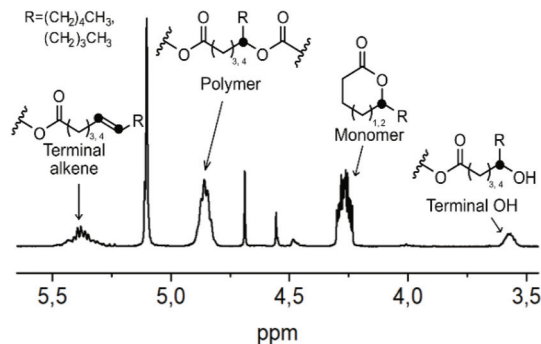


Fig. 9 Structure assignment of  $^1\text{H}$  NMR peaks used for quantification of recycling products.

groups increased with increasing amount of BnOH (5–7, Table 2). It could also be noted that after 3 h, the concentration of ring-closed monomers reached a plateau and were thereafter more or less unchanged (Tables S4–S6 in ESI†). Surprisingly, the ratio of end-groups with a terminal OH exceeded the ratio of  $\epsilon\text{DL}$  units in the polymer, which must mean that not all terminal  $\delta\text{DL}$  units underwent cyclization. The same trend was also observed when  $\delta\text{DL}$  monomer was treated with BnOH (0.2, 1, and 5 equiv.) at 150 °C in the presence of the same concentration of DPP, where an increased amount of BnOH resulted in an increased concentration of end-groups with terminal OH (8–10, Table 2 and Tables 8–10 in ESI†). The high temperature and the dilution with BnOH are both thermodynamic features that would favor ring-closing. However, it is possible that at this temperature and with a large excess of nucleophile, the kinetic driving force for ring-opening is competing with the thermodynamic driving force for ring-closing, hindering complete depolymerization.

Even though only 35–43% cyclic monomers could be recovered (5–7, Table 2) SEC analysis of the products after 22 h reac-

tion showed complete disappearance of the polymer peak at 14.1 mL retention volume (Ret. Vol.) ( $M_n = 12\,500$  Da,  $D = 1.2$ ) (Fig. 10). Instead peaks between 16–19 mL Ret. Vol. appeared, which were all outside the calibration range (1200–400 000 Da). Nevertheless, it was clear that a higher number of BnOH equiv. resulted in a more homogenous low molecular weight product, and for 7 (P $\delta\text{DL-co-}20\epsilon\text{DL}$ , 5 equiv. BnOH) mainly two narrow peaks could be observed. The large peak corresponding to the lowest molecular weight, at 18.9 mL Ret. Vol. could, hence, be a combination of cyclic monomers (170 Da) and BnOH (205 Da). Comparing the number of terminal OH (48%) to units in polymer (14%) indicates that the majority of ring-opened monomer units occurred as BnOH-DL dimers, which could correspond to the peak at 18.3 mL Ret. Vol. The low intensity peaks, 17.0–17.9 mL Ret. Vol., could thereby be trimers (BnOH-DL-DL) and higher.

## Conclusions

A method to address the polymerization thermodynamics of naturally occurring  $\delta$ -lactones, by controlling their equilibrium behavior was developed. This widens the possibility to utilize  $\delta$ -lactones within the polymer field.  $\delta\text{DL}$  was ROcP with  $\epsilon$ -lactones with more favorable polymerization thermodynamics, where these comonomers acted as internal capping agents that prevent the copolymer from depolymerization through unzipping. The comparison between  $\epsilon\text{DL}$  and  $\epsilon\text{CL}$  as comonomers illustrated how the copolymerization kinetics influenced the structure of the copolymer and subsequently the final thermodynamic properties of the copolymer. ROcP of  $\delta\text{DL}$  with  $\epsilon\text{DL}$  resulted in a “block-like” copolymer structure, with a higher concentration of  $\epsilon\text{DL}$  towards the chain ends, attributed to the slower polymerization rate of  $\epsilon\text{DL}$  compared to  $\delta\text{DL}$ . Thanks to the terminal  $\epsilon\text{DL}$  units, depolymerization of the copolymer was hindered, and the polymer was stable also at 110 °C. In contrast, due to the faster polymerization rate of  $\epsilon\text{CL}$  compared to  $\delta\text{DL}$ ,  $\epsilon\text{CL}$  was consumed before  $\delta\text{DL}$  when copolymerized, resulting in a long  $\delta\text{DL}$  homosequence at the chain end. Hence, ROcP of  $\delta\text{DL}$  with  $\epsilon\text{CL}$  did not result in the same increase in thermodynamic stability compared to ROcP of  $\delta\text{DL}$  with  $\epsilon\text{DL}$ . When the copolymer was subjected to an increase in temperature (110 °C), it started to depolymerize by unzipping from the chain end until an  $\epsilon\text{CL}$  unit was exposed at the chain end. This highlights the importance of considering the copolymerization kinetics to circumvent the poor equilibrium behavior of  $\delta$ -lactones.

This knowledge was further utilized to recycle a copolymer of P $\delta\text{DL-co-}\epsilon\text{DL}$  with an external nucleophile (BnOH) at 150 °C. Even though the reaction temperature was above the ceiling temperature of  $\delta\text{DL}$ , a large amount of  $\delta\text{DL}$  units were ring-opened by BnOH. In order to understand the driving force for ring-opening and cyclization of  $\delta\text{DL}$  with an external nucleophile the effect of different concentration of nucleophiles was evaluated. A large excess of BnOH (5 equiv. to repeating units), enabled high yield recovery of the monomers either as ring-

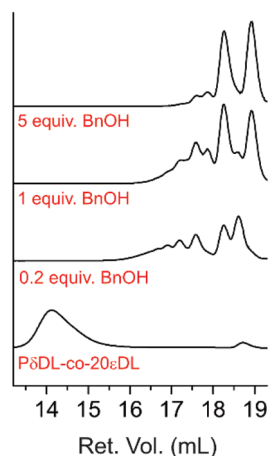


Fig. 10  $\text{CHCl}_3$  SEC elution diagram of the starting material P $\delta\text{DL-co-}20\epsilon\text{DL}$  and the recycling product after 22 h at 150 °C with BnOH as external nucleophile and DPP as catalyst.





closed monomers or as BnOH-DL dimers, both products being valuable as monomeric precursors.

## Conflicts of interest

The authors declare no conflicts of interest.

## Acknowledgements

The authors would like to acknowledge funding from the Knut and Alice Wallenberg foundation through Wallenberg Wood Science Center.

## References

- D. Sengupta and R. W. Pike, *Handbook of Climate change Mitigation and Adaption*, 2017, 1723, DOI: 10.1007/978-3-319-14409-2.
- S. J. Bennett and H. A. Page, *Handbook of Climate Change Mitigation*, 2017, 383, DOI: 10.1007/978-3-319-14409-2.
- E. Chiellini and R. Solaro, *Adv. Mater.*, 1996, **8**, 305.
- M. J.-I. Tschan, P. Haquette and C. M. Thomas, *Polym. Chem.*, 2012, **3**, 836.
- R. A. Gross and B. Kalara, *Science*, 2002, **297**, 803.
- V. Arias, P. Olsén, K. Odelius, A. Höglund and A. C. Albertsson, *Polym. Chem.*, 2015, **6**, 3271.
- M. T. Martello, A. Burns and M. Hillmyer, *ACS Macro Lett.*, 2012, **1**, 131.
- X. Liu, M. Hong, L. Falivene, L. Cavallo and E. Y. X. Chen, *Macromolecules*, 2019, **52**, 4570.
- H. Quilter, M. Hutchby, M. Davidson and M. Jones, *Polym. Chem.*, 2017, **8**, 833.
- D. Tang, C. Macosko and M. Hillmyer, *Polym. Chem.*, 2014, **5**, 3231.
- W. Farhat, A. Biundo, A. Stamm, E. Malmström and P.-O. Syrén, *J. Appl. Polym. Sci.*, 2020, **137**, 48949.
- A. E. Neitzel, M. A. Petersen, E. Kokkoli and M. Hillmyer, *ACS Macro Lett.*, 2014, **3**, 1156.
- O. Haba and H. Itabashi, *Polym. J.*, 2014, **46**, 89.
- J. Zhao and N. Hadjichristidis, *Polym. Chem.*, 2015, **6**, 2659.
- P. Olsén, K. Odelius and A. C. Albertsson, *Biomacromolecules*, 2016, **17**, 699.
- M. Hong and E. Y.-X. Chen, *Angew. Chem.*, 2016, **128**, 4260.
- D. Zhang, M. Hillmyer and W. B. Tolman, *Biomacromolecules*, 2005, **6**, 2091.
- R. Szymanski, *Makromol. Chem.*, 1991, **192**, 2943.
- M. Bednarek, T. Biedron, P. Kubisa and S. Penczek, *Makromol. Chem., Makromol. Symp.*, 1991, **42–43**, 475.
- M. Nishiura, Z. Hou, T. Koizumi, T. Imamoto and Y. Wakatsuki, *Macromolecules*, 1999, **32**, 8245.
- M. Hong, X. Tang, B. Newell and E. Y.-X. Chen, *Macromolecules*, 2017, **50**, 8469.
- S. Agarwal and X. Xie, *Macromolecules*, 2003, **36**, 3545.
- K. Tada, Y. Numata, T. Saegusa and J. Furukawa, *Makromol. Chem.*, 1964, **77**, 220.
- P. Olsén, J. Undin, K. Odelius and A. C. Albertsson, *Polym. Chem.*, 2014, **5**, 3847.
- J. Undin, P. Olsén, J. Godfrey, K. Odelius and A. C. Albertsson, *Polymer*, 2016, **87**, 17.
- C. E. Schweitzer, R. N. Macdonald and J. O. Punderson, *J. Appl. Polym. Sci.*, 1959, **1**, 158.
- C. T. Walling, B. Frank and B. K. William, investors; Celanese Corp., assignee. Copolymers, US3027352, 1962.
- R. Ferrari, A. Agostini, L. Brunel, L. Morosi and D. Moscatelli, *J. Polym. Sci., Part A: Polym. Chem.*, 2017, **55**, 3788.
- K. K. Bansal, D. Kakade, L. Purdie, D. J. Irvine, S. M. Howdle, G. Mantovani and C. Alexander, *Polym. Chem.*, 2015, **6**, 7196.
- G. S. Lee, B. R. Moon, H. Jeong, J. Shin and J. G. Kim, *Polym. Chem.*, 2019, **10**, 539.
- D. Bandelli, C. Helbing, C. Weber, M. Seifert, I. Muljajew, K. D. Jandt and U. S. Schubert, *Macromolecules*, 2018, **51**, 5567.
- T. Isono, B. J. Ree, K. Tajima, R. Borsali and T. Satoh, *Macromolecules*, 2018, **51**, 438.
- H. Tamura, M. Appel, E. Richling and P. Schreier, *J. Agric. Food Chem.*, 2005, **53**, 5397.
- Y. Karagül-Yüceer, M. Drake and K. R. Cadwallader, *J. Agric. Food Chem.*, 2001, **49**, 2948.
- C. Romero-Guido, I. Belo, T. M. N. Ta, L. Cao-Hoang, M. Alchihab, N. Gomes, P. Thonart, J. A. Teixeira, J. Destain and Y. Waché, *Appl. Microbiol. Biotechnol.*, 2011, **89**, 535.
- C. Fuganti, G. Zucchi, G. Allegrone, M. Barbeni and P. Cabella, *Biotechnol. Lett.*, 1994, **16**, 935.
- M. I. Alam, T. S. Khan and M. A. Haider, *ACS Sustainable Chem. Eng.*, 2019, **7**, 2894.
- H. Nishida, M. Yamashita, T. Endo and Y. Tokiwa, *Macromolecules*, 2000, **33**, 6982.
- J.-M. Raquez, P. Degée, R. Narayan and P. Dubois, *Macromolecules*, 2001, **34**, 8419.
- N. E. Kamber, W. Jeong, R. M. Waymouth, R. C. Pratt, B. G. G. Lohmeijer and J. L. Hedrick, *Chem. Rev.*, 2007, **107**, 5813.
- M. K. Kiesewetter, E. J. Shin, J. L. Hedrick and R. M. Waymouth, *Macromolecules*, 2010, **43**, 2093.
- W. N. Ottou, H. Sardon, D. Mecerreyes, J. Vignolle and D. Taton, *Prog. Polym. Sci.*, 2016, **56**, 64.
- L. Mespouille, O. Coulembier, M. Kawalec, A. P. Dove and P. Dubois, *Prog. Polym. Sci.*, 2014, **39**, 1144.
- C. Thomas and B. Bibal, *Green Chem.*, 2014, **16**, 1687.
- K. Makiguchi, T. Satoh and T. Kakuchi, *Macromolecules*, 2011, **44**, 1999.
- J. Zhao, D. Pahovnik, Y. Gnanou and N. Hadjichristidis, *Macromolecules*, 2014, **47**, 3814.
- T. Saito, Y. Aizawa, K. Tajima, T. Isono and T. Satoh, *Polym. Chem.*, 2015, **6**, 4374.
- P. Olsén, K. Odelius, H. Keul and A. C. Albertsson, *Macromolecules*, 2015, **48**, 1703.



- 49 E. J. Shin, H. A. Brown, S. Gonzalez, W. Jeong, J. L. Hedrick and R. M. Waymouth, *Angew. Chem., Int. Ed.*, 2011, **50**, 6388.
- 50 F. S. Dainton and K. J. Ivin, *Nature*, 1948, **162**, 705.
- 51 F. S. Dainton and K. J. Ivin, *Q. Rev., Chem. Soc.*, 1958, **12**, 61.
- 52 A. V. Tobolsky, *J. Polym. Sci.*, 1957, **25**, 220.
- 53 A. V. Tobolsky and A. Eisenberg, *J. Am. Chem. Soc.*, 1959, **81**, 2302.
- 54 A. V. Tobolsky and A. Eisenberg, *J. Am. Chem. Soc.*, 1960, **82**, 289.
- 55 A. Duda, A. Kowalski, J. Libiszowski and S. Penczek, *Macromol. Symp.*, 2005, **224**, 71.
- 56 A. Duda and A. Kowalski, *Handbook of Ring-Opening Polymerization*, 2009, p. 1.
- 57 D. K. Schneiderman, E. M. Hill, M. T. Martello and M. A. Hillmyer, *Polym. Chem.*, 2015, **6**, 3641.
- 58 P. Olsén, T. Borke, K. Odelius and A. C. Albertsson, *Biomacromolecules*, 2013, **14**, 2883.
- 59 M. T. Martello, D. K. Schneiderman and M. A. Hillmyer, *ACS Sustainable Chem. Eng.*, 2014, **2**, 2519.
- 60 J. Bai, J. Wang, Y. Wang and L. Zhang, *Polym. Chem.*, 2018, **9**, 4875.
- 61 H. R. Kricheldorf, C. Boettcher and K.-U. Tönnies, *Polymer*, 1992, **33**, 2817.
- 62 O. H. Wheeler and E. L. G. De Rodriguez, *J. Org. Chem.*, 1964, **29**, 1227.
- 63 M. E. Jung and G. Piizzi, *Chem. Rev.*, 2005, **105**, 1735.
- 64 M. Hong and E. Y.-X. Chen, *Green Chem.*, 2017, **19**, 3692.
- 65 J. P. Brutman, G. X. De Hoe, D. K. Schneiderman, T. N. Le and M. A. Hillmyer, *Ind. Eng. Chem. Res.*, 2016, **55**, 11097.
- 66 M. Hong and E. Y.-X. Chen, *Nat. Chem.*, 2016, **8**, 42.
- 67 X. Tang, M. Hong, L. Falivene, L. Caporaso, L. Cavallo and E. Y.-X. Chen, *J. Am. Chem. Soc.*, 2016, **138**, 14326.
- 68 K. Fukushima, O. Coulembier, J. Lecuyer, H. Almegren, A. Alabdulrahman, F. Alsewilem, M. Mcneil, P. Dubois, R. Waymouth, H. Horn, J. Rice and J. Hedrick, *J. Polym. Sci., Part A: Polym. Chem.*, 2011, **49**, 1273.
- 69 A. Carné-Sánchez and S. R. Collinson, *Eur. Polym. J.*, 2011, **47**, 1970.

