

HIGHLIGHT

View Article Online
View Journal | View IssueCite this: *Org. Chem. Front.*, 2018, 5, 447

Total synthesis of strictamine: a tutorial for novel and efficient synthesis†

Chao Wang,^{a,b} Shiju Zhang,^c Yan Wang,^{a,b} Sha-Hua Huang^{*c} and Ran Hong^{ID *a,b}

When teaching synthetic design in the classroom, the novelty and efficiency of the overall synthetic route are the key values being imparted to the younger generation of synthetic chemists. The creative synthetic design is of great interest to graduate students who are entering into this exciting field for the first time. Strictamine, an akuammiline alkaloid, bears a congested cage-like structure and has interesting biological activities. Numerous attempts have been made toward the total synthesis of this compound since its discovery five decades ago. The synthesis was not completed until last year when synthetic chemists began to apply novel ring construction strategies. In 2016, two research groups reported the total syntheses of strictamine and four reported the formal syntheses. In this Highlight, the synthesis of strictamine is used as a tutorial case to illustrate novelty and efficiency in total synthesis.

Received 15th September 2017,
Accepted 16th October 2017

DOI: 10.1039/c7qo00837f

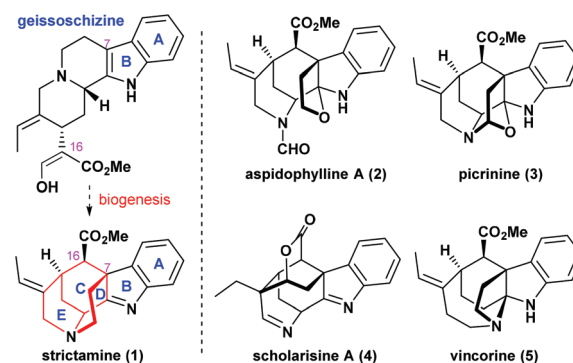
rsc.li/frontiers-organic

Emerging drug resistance has become a growing public health concern.¹ Combating these resistances requires enormous efforts to accelerate the process of drug discovery for clinical use. Promising drug leads that are biologically active natural products are always plagued by limited natural resources. Recent advances in biotechnology may alleviate the problems of limited harvest;² however, the possibility of producing compounds of interest using microorganisms remains challenging. In contrast, combinatorial chemistry suffers from limited scaffolds, which clearly limits the possible chemical space that can be occupied by natural products.³ With this perspective in mind, in the past decade, the synthetic community was inspired to focus on a few particularly valuable synthetic targets and aimed to quickly provide synthetic natural products in large enough quantities to fulfill the requirements for derivatization.⁴ Step economy, redox economy, and atom economy emerged as the guiding tenets for synthesis and motivated the synthetic chemists to search for new answers.^{4b}

The primary intention of this study was to use the preparation of these materials to illustrate synthetic design in the classroom.⁵ When considering the synthetic route to a specific

natural product, efficiency is always the main concern. Prior to initiating any synthetic project, we may ask “are we able to reach this target in a more efficient way than that in the existing synthetic studies?” Moreover, the novelty of the chemical transformations, like the application of newly developed powerful synthetic methods as well as employing rarely utilized reactions on intricate substrates, is also taken into consideration. Ideally, these two facets can be combined into one synthetic work to elevate the current synthesis to a high level of chemical knowledge. The synthesis of strictamine is thus selected as an excellent example for illustration.

Strictamine, first isolated by Ganguli and co-workers in 1966 from *Rhazya stricta*,⁶ is a representative congener of the akuammiline alkaloids which have indolenine-fused cage-like structures (Scheme 1). It shows *in vitro* inhibitory activities against nuclear factor- κ B, which plays an important role in



Scheme 1 Strictamine, its biosynthetic precursor (geissoschizine), and other representative akuammiline alkaloids.

^aCAS Key Laboratory of Synthetic Chemistry of Natural Substances, Shanghai Institute of Organic Chemistry (CAS), 345 Lingling Road, Shanghai 200032, China. E-mail: rhong@sio.ac.cn

^bUniversity of Chinese Academy of Sciences, 19A Yuquan Road, Beijing 100049, China

^cCollege of Chemical and Environmental Engineering, Shanghai Institute of Technology, 100 Haiquan Road, Shanghai, 201814, China.

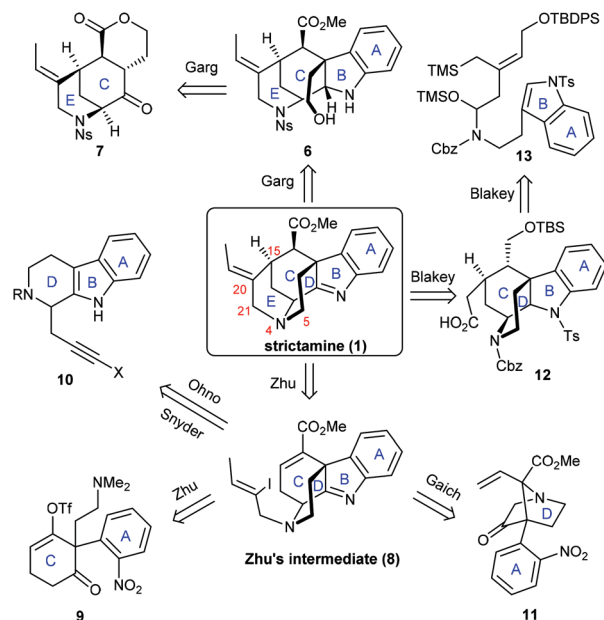
E-mail: shahua@sit.edu.cn

† Electronic supplementary information (ESI) available: Complete synthetic routes of all examples discussed in the tutorial review. See DOI: 10.1039/c7qo00837f

Highlight

regulating gene expression in immune and inflammatory responses.⁷ The intriguing polycyclic chemical structure includes a highly congested methanoquinolizidine core (highlighted in red). The C–D–E rings of the core are connected *via* the C7–C16 bond and four stereocenters including a challenging C7 quaternary carbon center. Although, since the early 1970s, numerous attempts have been made to complete the total synthesis,⁸ the synthesis was not achieved until very recently when several research groups solved the long-standing puzzle of this molecule. Six synthetic groups have accomplished the total or formal synthesis of strictamine, making this molecule a hot synthetic target. Herein, we summarize the innovative strategies and methods developed during the chemical synthesis of strictamine.


To synthesize this complex structure, different strategies and methodologies have been adopted for building the congested ring system (Scheme 2). In Garg's work, the C5–N4 bond was chosen to complete the D-ring *via* an intramolecular substitution.⁹ Intermediate 6 was built up *via* a Fischer indolization of ketone 7 bearing the C and E rings. The Zhu group disconnected the C15–C20 bond in the E-ring. This simplified strictamine to vinyl iodide intermediate 8, in which the D-ring could be constructed by an intramolecular nucleophilic substitution of brominated 9 (*vide infra*) bearing the A and C rings.¹⁰ Interestingly, the Ohno, Snyder, and Gaich groups also selected compound 8 as their synthetic target. In the Ohno and Snyder syntheses, they used Au(I)-catalyzed 6-*endo*-dig cyclizations of dihydro- β -carboline derivatives 10 (X varied between groups) to construct the C ring.¹¹ In Gaich's work, the C ring was established through a [2,3]-Stevens rearrangement of precursor 11 bearing the A and D rings.¹² The Blakey group



Scheme 2 Strategies and tactics in the total synthesis of strictamine.

completed the synthesis of the strictamine pentacyclic core with a C21-carboxylic acid group and closed the E-ring *via* amidation.¹³ A cascade annulation of compound 13 bearing the A and B rings furnished the C and D rings in one step. In the following section, we will highlight the novelty in each synthetic route.

In 2016, the Garg group at UCLA reported the first enantioselective total synthesis of (+)-strictamine featuring an inter-



From right to left: Shiju Zhang, Chao Wang, Yan Wang, Sha-Hua Huang and Ran Hong

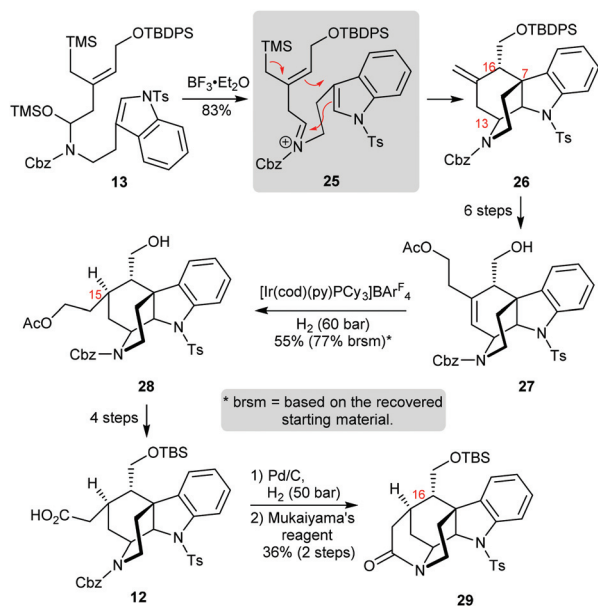
Chao Wang received his bachelor's degree in pharmaceuticals (2011) and master's degree in medicinal chemistry (2015) from the China Pharmaceutical University. After working in Professor Wei-Sheng Tian's group (SIOC) as a research assistant, he then joined the Hong group in 2016 to pursue his PhD on the total synthesis of natural products.

Shiju Zhang received his bachelor's degree in pharmacy from Jining Medical University (2015) and now is the second-year graduate student in the Huang group at the Shanghai Institute of Technology.

Yan Wang obtained her bachelor's degree from Sichuan University (2008) and PhD at the Shanghai Institute of Organic Chemistry (CAS). After completing her postdoctoral research in the Scripps Research Institute (Prof. Peter G. Schultz), she returned to SIOC and currently focuses on novel synthetic methods for natural product synthesis.

Sha-Hua Huang received her PhD in materials science from the Shanghai Institute of Ceramics (CAS) under the supervision of Prof. Zhao-Yin Wen. After working as a Technical Support in Mettler-Toledo for three years, she joined the Shanghai Institute of Technology in 2010 and focuses on the application of biotransformation in chiral drug synthesis. She was promoted as Associate Professor in 2016.

Ran Hong graduated from Sichuan University (1996) and obtained his PhD (2001) under the supervision of Prof. Guo-Qiang Lin at SIOC. After conducting postdoctoral research in the laboratories of late Prof. Jay K. Kochi at the University of Houston and Prof. Li Deng at Brandeis University, he was appointed as a Group Leader at SIOC in 2007 and initiated the research program to apply the biomimetic approach in natural product synthesis as well as synthetic method development.



Scheme 5 Blakey's synthesis of the strictamine pentacyclic core structure.

lishing the C and D rings with the correct stereochemistry at C7 and C13 in one step. With the key intermediate **26** in hand, the chain elongation of the exocyclic olefin required six steps. To secure the stereocenter at C15, Crabtree's catalyst ($[\text{Ir}(\text{cod})(\text{py})(\text{PCy}_3)_3]\text{BARF}_4$) was found to be the best choice for hydrogenation with good facial selectivity. Subsequent manipulation of **28** provided carboxylic acid **12** in four steps since the primary alcohol at C16 had to be protected. After removal of the Cbz group and amidation with Mukaiyama's reagent, pentacyclic skeleton **29** was obtained in a moderate yield.

Unlike the stepwise annulation strategies used by other groups, this work invented an intriguing cascade reaction to build two rings in a single step. Interestingly, when the Cbz group in **13** was replaced by an electron-donating group (Bn), the corresponding iminium ion would be attacked by the C3-position of indole, leading to the core structure of a different alkaloid.¹⁵ However, in this synthesis, the conversion of tetra-cycle **26** to pentacyclic core **29** required a long synthetic sequence (11 steps). Moreover, the inversion of the C16 stereocenter and installation of the quaternary C7 center as well as the development of an enantioselective variant of the cascade reaction which would be required to complete the synthesis remain a long way off.

The Ohno group at Kyoto University devised a racemic formal synthesis of strictamine based on a novel gold-catalyzed nucleophilic attack of the indole ring on a carbon-carbon triple bond (Scheme 6A).^{11a} The addition of a Grignard reagent to 3,4-dihydro- β -carboline **30** delivered propargyl derivative **31**. After some experimentation it was found that a combination of SPhosAuCl and AgNTf₂ was the most efficient catalytic system for achieving the 6-endo-dig cyclization of nosylamide **32**. To reach Zhu's intermediate **8**, they managed to introduce additional 9 steps to install an appropriate ester group at C16, although advanced intermediate **33** was virtually identical to **8**.

This strategy was elegant in regard to construction of the framework by the Au-catalyzed cyclization to furnish the C ring and the C7-quaternary carbon center as well as the double bond between C15 and C16 that was required for Zhu's final ring closure step. However, the series of functional group modifications from **31** to **32** and **33** to **8** diminished the efficiency of this work.

In 2017, the Snyder group at the University of Chicago presented an impressive 7-step asymmetric formal synthesis of



Scheme 6 (A) Ohno's formal synthesis of (±)-strictamine. (B) Snyder's formal synthesis of (+)-strictamine. (C) Gaich's formal synthesis of (±)-strictamine.

strictamine *via* an asymmetric propargylation and metal-mediated cyclization (Scheme 6B).^{11b} They started with the same β -carboline **30** as Ohno. In contrast to Ohno's method, they used allenylboronate to complete the asymmetric propargylation using a Cu(I)-(R)-DTBM-SEGPhos complex as the catalyst to deliver the adduct in good yield and enantioselectivity (as shown for **34**). The subsequent CO-insertion into the terminal alkyne proceeded smoothly. After Boc deprotection by trifluoroacetic acid, the resulting ammonium TFA salt bearing an electron-deficient alkyne, **35**, was effectively transformed *via* the key 6-*endo*-dig cyclization with stoichiometric AgSbF₆ and catalytic Ph₃PAuCl. From there, only one more step was required to reach Zhu's intermediate **8**.

The independent development of the Au(I)-catalyzed 6-*endo*-dig cyclization in Snyder's synthesis offered several advantages over Ohno's work. This synthetic design allows the introduction of the appropriate functional groups in well-planned steps, which makes this an appealing strategy. Although the final Ni-catalyzed cyclization needs to be further optimized, based on the number of synthetic steps, it clearly merges both novelty and efficiency in one classic synthesis.

The Gaich group at the University of Konstanz reported another formal synthesis of strictamine using [2,3]-Stevens rearrangements as the key transformations (Scheme 6C).¹² The synthesis began with α -cyanoacetate **37**, which was elaborated to highly substituted pyrrolidine **38** over 8 steps. The allyl group on the nitrogen was transferred to the 2-position of the pyrrolidine ring with excellent stereochemical control through the first Stevens rearrangement. Compound **39** was elaborated to bridged bicyclic system **11** over eight steps *via* N-H insertion of an α -diazo ketone intermediate. The crucial azabicyclic-[3.3.1]-nonane skeleton, **41**, was established through the second Stevens rearrangement *via* intermediate **40**, which was generated in the presence of silver triflate and proton sponge. That was followed by reduction of the nitro group using tin chloride with concomitant imine formation upon treatment with phosphorus tribromide.

Two Stevens rearrangements were the key features in the Gaich synthesis. The outstanding design of the molecular skeleton would be a textbook example for illustrating the application of a Stevens rearrangement in a total synthesis. While several steps in the synthesis of rearrangement precursors **38** and **11** need to be further optimized, this synthesis deserves more attention for its efficiency in an alkaloid synthesis.

Outlook for teaching and learning synthesis

In summary, distinct strategies and synthetic methods have been developed for the total or formal synthesis of strictamine. The Garg group utilized an interrupted Fischer indolization with an appropriate precursor to install the correct stereochemistry. The outstanding contribution of Zhu's synthesis was to introduce the C7-quaternary stereocenter at an early stage, which substantially simplified the synthetic design. The

only remaining challenge is further optimization of the nickel-catalyzed Michael-type vinylation to close the E-ring. The impressive cascade reaction to furnish the complex bridged ring system bearing the full carbon framework from the Blakey group relies on a deep appreciation of the molecular architecture; however, the development of an asymmetric variant would be a challenging task. The Ohno group utilized a gold-catalyzed 6-*endo*-dig cyclization to establish the framework of the target vinyl iodide in Zhu's work. The Snyder group further explored the chemistry stemming from the Ohno study, and their asymmetric propargylation of the imine is noteworthy. The Gaich group again targeted the Zhu's intermediate to complete a formal synthesis. They ingeniously employed [2,3]-Stevens rearrangements to construct the core structure. Even though some transformations and the yield of key reactions require further improvement, these studies exemplify the art of synthesis in terms of both efficiency and novelty in the total syntheses of natural products. The journey of pursuing the ideal synthesis of strictamine provides a good illustration for graduate students to better understand the principles of synthetic design. In the classroom, after a one semester course in synthetic methods, it is time for graduate students to apply the reactions they have learnt to more complex targets and evaluate the merits of various synthetic strategies. It is thus better to group several ingenious synthetic designs together to understand the bond disconnection approach as well as the strategic blueprint. The "art" inherent in synthesis will thus be visible. It is even more exciting to compare chemical synthesis with the elegance of biosynthesis in which strictamine may be constructed through an oxidative coupling between the α -carbon of the ester (C16) and the indole (C7) (Scheme 1). Such oxidative C-C bond forming reaction has been executed,^{8f,i} although without success, and it is believed that the biomimetic approach from naturally abundant geissoschizine would be a truly remarkable synthesis. Graduate students would not be satisfied with the one or two synthetic strategies they initially devised as the only take-home examples; they would be eager to compare different approaches to visualize the novel and efficient pathways to the final product. This creative learning process is valuable to train the next-generation of synthetic chemists.

Further reading

The Zu group at Tsinghua University recently reported a unified approach to access several congeners of akuammiline alkaloids and devised an elegant ring-reconstruction approach to complete the synthesis of strictamine.¹⁶ On comparing with previous studies, the E-ring formation with concomitant installation of the ester group at C16 with a requisite stereochemistry was outstanding. For the synthetic studies on akuammiline alkaloids in general, we encourage the readers to compare the creativity in individual synthetic designs with previous syntheses in this field.^{17,18} More generally, the central theme for synthesis could stem from the construction of the

morphan core. Several elegant reviews related to this topic are also highly recommended.¹⁹

Conflicts of interest

There are no conflicts to declare.

Acknowledgements

We appreciate the financial support from the National Natural Science Foundation of China (21672236 to R. H. and 21402121 to S.-H. H.), the Shanghai Institute of Technology (XTCX2015-16 to S.-H. H.), and the Shanghai Science and Technology Commission for the Shanghai Sailing Program (16YF1414400 to Y. W.). We thank Prof. Hiroaki Ohno (Kyoto University) for sharing with us their recent progress on gold-catalyzed cyclization related to this topic during the ACP Lectureship in Japan (to R. H.). We also thank Prof. Dr Jian Jin (SIOC) and other members in the Hong group for invaluable input during the preparation of the manuscript.

Notes and references

- (a) H. Zahreddine and K. L. B. Borden, *Front. Pharmacol.*, 2013, **4**, e28; (b) WHO, *Antimicrobial resistance: Global report on surveillance 2014*, Geneva, Switzerland, 2014.
- A. L. Lane and B. S. Moore, *Nat. Prod. Rep.*, 2011, **28**, 411–428.
- (a) J.-Y. Ortholand and A. Ganesan, *Curr. Opin. Chem. Biol.*, 2004, **8**, 271–280; (b) M. Feher and J. M. Schmidt, *J. Chem. Inf. Comput. Sci.*, 2003, **43**, 218–227.
- (a) J. B. Hendrickson, *Top. Curr. Chem.*, 1976, **62**, 49–172; (b) T. Gaich and P. S. Baran, *J. Org. Chem.*, 2010, **75**, 4657–4673.
- (a) E. J. Corey and X. M. Cheng, *The logic of Chemical Synthesis*, John Wiley & Sons, New York, 1995; (b) R. W. Hoffmann, *Angew. Chem., Int. Ed.*, 2013, **52**, 123–130.
- H. K. Schnoes, K. Biemann, J. Mokry, I. Kompis, A. Chatterjee and G. Ganguli, *J. Org. Chem.*, 1966, **31**, 1641–1642.
- Y. Hou, X. Cao, L. Wang, B. Cheng, L. Dong, X. Luo, G. Bai and W. Gao, *J. Chromatogr., B: Biomed. Appl.*, 2012, **908**, 98–104.
- (a) L. J. Dolby and Z. Esfandiari, *J. Org. Chem.*, 1972, **37**, 43–46; (b) L. J. Dolby and S. J. Nelson, *J. Org. Chem.*, 1973, **38**, 2882–2887; (c) M. L. Bannasar, E. Zulaica, M. López and J. Bosch, *Tetrahedron Lett.*, 1988, **29**, 2361–2364; (d) T. Koike, H. Takayama and S.-i. Sakai, *Chem. Pharm. Bull.*, 1991, **39**, 1677–1681; (e) M. L. Bannasar, E. Zulaica, A. Ramírez and J. Bosch, *J. Org. Chem.*, 1996, **61**, 1239–1251; (f) R. V. Edwankar, C. R. Edwankar, O. A. Namjoshi, J. R. Deschamps and J. M. Cook, *J. Nat. Prod.*, 2012, **75**, 181–188; (g) M. Kawano, T. Kiuchi, S. Negishi, H. Tanaka, T. Hoshikawa, J.-i. Matsuo and H. Ishibashi, *Angew. Chem., Int. Ed.*, 2013, **52**, 906–910; (h) Y. Komatsu, K. Yoshida, H. Ueda and H. Tokuyama, *Tetrahedron Lett.*, 2013, **54**, 377–380; (i) W. Ren, N. Tappin, Q. Wang and J. Zhu, *Synlett*, 2013, 1941–1944.
- J. Moreno, E. Picazo, L. A. Morrill, J. M. Smith and N. K. Garg, *J. Am. Chem. Soc.*, 2016, **138**, 1162–1165.
- W. Ren, Q. Wang and J. Zhu, *Angew. Chem., Int. Ed.*, 2016, **55**, 3500–3503.
- (a) D. Nishiyama, A. Ohara, H. Chiba, H. Kumagai, S. Oishi, N. Fujii and H. Ohno, *Org. Lett.*, 2016, **18**, 1670–1673; (b) M. W. Smith, Z. Zhou, A. X. Gao, T. Shimbayashi and S. A. Snyder, *Org. Lett.*, 2017, **19**, 1004–1007.
- (a) R. Eckermann, M. Breunig and T. Gaich, *Chem. Commun.*, 2016, **52**, 11363–11365; (b) R. Eckermann, M. Breunig and T. Gaich, *Chem. – Eur. J.*, 2017, **23**, 3938–3949.
- E. S. Andreansky and S. B. Blakey, *Org. Lett.*, 2016, **18**, 6492–6495.
- W. Ren, Q. Wang and J. Zhu, *Angew. Chem., Int. Ed.*, 2014, **53**, 1818–1821.
- A. Kong, D. E. Mancheno, N. Boudet, R. Delgado, E. S. Andreansky and S. B. Blakey, *Chem. Sci.*, 2017, **8**, 697–700.
- X. Xie, B. Wei, G. Li and L. Zu, *Org. Lett.*, 2017, **19**, 5430–5433.
- (a) M. Zhang, X. Huang, L. Shen and Y. Qin, *J. Am. Chem. Soc.*, 2009, **131**, 6013–6020; (b) W. Zi, W. Xie and D. Ma, *J. Am. Chem. Soc.*, 2012, **134**, 9126–9129; (c) S.-Z. Jiang, X.-Y. Zeng, X. Liang, T. Lei, K. Wei and Y.-R. Yang, *Angew. Chem., Int. Ed.*, 2016, **55**, 4044–4048; (d) Y. Li, S. Zhu, J. Li and A. Li, *J. Am. Chem. Soc.*, 2016, **138**, 3982–3985; (e) G. Li, X. Xie and L. Zu, *Angew. Chem., Int. Ed.*, 2016, **55**, 10483–10486; (f) T. Wang, X. Duan, H. Zhao, S. Zhai, C. Tao, H. Wang, Y. Li, B. Cheng and H. Zhai, *Org. Lett.*, 2017, **19**, 1650–1653; (g) D. Wang, M. Hou, Y. Ji and S. Gao, *Org. Lett.*, 2017, **19**, 1922–1925.
- (a) R. Eckermann and T. Gaich, *Synthesis*, 2013, 2813–2823; (b) J. M. Smith, J. Moreno, B. W. Boal and N. K. Garg, *Angew. Chem., Int. Ed.*, 2015, **54**, 400–412; (c) G. L. Adams and A. B. Smith III, *The Chemistry of the Akuammiline Alkaloids*, in *The Alkaloids*, ed. H.-J. Knolker, Elsevier, New York, 2016, vol. 76, pp. 171–257.
- (a) J. Bonjoch, F. Diaba and B. Bradshaw, *Synthesis*, 2011, 993–1018; (b) B. Kang, P. Jakubec and D. J. Dixon, *Nat. Prod. Rep.*, 2014, **31**, 550–562; (c) A. K. Chattopadhyay and S. Hanessian, *Chem. Rev.*, 2017, **117**, 4104–4146; (d) Q. Li and H. Zhang, *Chin. J. Org. Chem.*, 2017, **37**, 1629–1652.