



Cite this: *Chem. Commun.*, 2018, 54, 378

Received 1st November 2017,  
Accepted 7th December 2017

DOI: 10.1039/c7cc08415c

rsc.li/chemcomm

**Cp\*Al reacts with diphenylacetylene to form a Cp\*-substituted 1,4-dialuminacyclohexene. The dialuminacyclohexene reacts with four equivalents of an isonitrile to couple the terminal carbon atoms, forming 6 new carbon–carbon bonds and resulting in a zwitterionic diamide ligand which contains a carbocationic backbone.**

Metal-mediated couplings of unsaturated organic compounds such as alkynes or isonitriles are a powerful route to constructing new organic frameworks.<sup>1,2</sup> In transition metal chemistry, such transformations, especially cyclotrimerisations,<sup>3,4</sup> are abundant. Because of the high abundance and low cost and toxicity that aluminium has in comparison to transition metals, we have recently become interested in using aluminium to catalyse synthetically useful transformations.<sup>5</sup>

Low oxidation state aluminium compounds have a range of reported reactivity with alkynes and isonitriles. We were thus interested in the potential for Al(I) compounds to mediate (or catalyse) multicomponent reactions in which isonitriles and alkynes are coupled to form new organic frameworks.

The reported reactivity of Al(I) compounds with alkynes is variable, depending chiefly on the substituent at the aluminium centre. When smaller substituents – such as chloride or alkyl groups – are present at the aluminium centre, aluminacyclopropenes, the product of a [2+1] cycloaddition with an alkyne, are proposed (but not observed) as intermediate products.<sup>6,7</sup> These strained 3-membered rings dimerise to produce the ultimately isolated 1,4-dialuminacyclohexadienes (e.g. **A**, Fig. 1).<sup>7</sup> The reaction of Roesky's NacNacAl(I) compound with alkynes allows the isolation of aluminacyclopropenes such as **B**,<sup>8–10</sup> presumably stable against dimerisation because of steric hindrance and a four-coordinate aluminium centre. In some cases, alternative dimerisation products such as **D** have been observed,<sup>11</sup> which



Fig. 1 Isolated (**A**, **B**, **D**) and proposed (**C**) products of reactions between monomeric Al(I) compounds and alkynes. Ar = 2,6-diisopropylphenyl. Bbp = {2,6-[CH(SiMe<sub>3</sub>)<sub>2</sub>]<sub>2</sub>-C<sub>6</sub>H<sub>3</sub>}.

is proposed to result from the dimerisation of the unobserved (despite its extreme steric bulk) intermediate **C**.

We noticed that stabilisation of the Lewis acidic aluminium centre seems to be required for the synthesis of stable aluminacyclopropenes, which could serve as isolable precursors for aluminium-mediated cycloaddition chemistry. Also noting that the reactivity of the prototypical Al(I) compound (Cp\*Al)<sub>4</sub> with alkynes had not been reported, we set out to investigate.

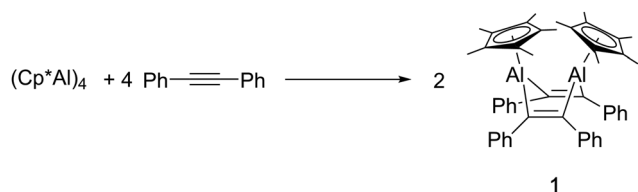
Here, we report the synthesis of a 1,4-dialumina cyclohexadiene from the reaction of Cp\*Al and diphenyl acetylene. Upon treatment with isonitriles, a complex insertion/cycloaddition reaction results in the formation of a norbornadienyl cation-based diamide ligand, which continues to support the central Al<sub>2</sub>C<sub>4</sub> ring.

The reaction of (Cp\*Al)<sub>4</sub> with a range of alkynes at 80 °C was monitored by NMR spectroscopy. No reaction was observed with but-2-yne nor bis(trimethylsilyl) acetylene, for reasons which are not clear. However, with diphenylacetylene the formation of a new species was noted, evidenced by the formation of new Cp\* resonances in the <sup>1</sup>H NMR spectrum. A preparative-scale

EdStCHEM School of Chemistry, University of Edinburgh, Joseph Black Building, David Brewster Road, Edinburgh, UK. E-mail: michael.cowley@ed.ac.uk

† Electronic supplementary information (ESI) available. CCDC 1583369 and 1583370. For ESI and crystallographic data in CIF or other electronic format see DOI: 10.1039/c7cc08415c





Scheme 1 Reaction of  $(\text{Cp}^*\text{Al})_4$  with diphenyl acetylene.  $\text{Cp}^* = \text{C}_5\text{Me}_5$ .

reaction between  $(\text{Cp}^*\text{Al})_4$  and 4 equivalents of diphenyl acetylene allowed the isolation of the new compound, **1**, as a beige solid (Scheme 1).

The  $^1\text{H}$  NMR spectrum of **1** is uncomplicated. The characteristic singlet signal for the  $\text{Cp}^*$  group is found at  $\delta$  1.74, which is not significantly shifted from that of  $(\text{Cp}^*\text{Al})_4$  ( $\delta$  1.90). When integrated, a series of multiplets in the range  $\delta$  7.40–6.97, assigned to new phenyl groups, reveal that the ratio of  $\text{Cp}^*$  to  $\text{C}_6\text{H}_5$  substituents is 1:2. In the  $^{13}\text{C}$  NMR spectrum, a single resonance is located at  $\delta$  148.4 and assigned to two equivalent alkene carbons, presumably derived from the diphenyl acetylene starting material. Together, these observations are suggestive of a possible aluminacyclopropene-type structure. However, EI mass spectrometric measurements reveal the molecular mass of **1** to be 680.36, which corresponds to a formula of  $\text{Cp}_2^*\text{Al}_2(\text{PhCCPh})_2$ . Accordingly, a single-crystal X-ray structural determination identified **1** as a 1,4-dialuminacyclohexadiene.

The solid-state structure of **1** is shown in Fig. 2. Immediately notable is the boat-shaped conformation of the central  $\text{C}_4\text{Al}_2$  ring and the  $\eta^5$ -coordination of the two  $\text{Cp}^*$  groups. The bond distance between the aluminium centres and the  $\text{Cp}^*$  ring carbons falls into the usual range for aluminium compounds with  $\eta^5$ - $\text{Cp}^*$  ligands (mean  $\text{Al}-\text{C}$  distance for  $\text{Al1}$ : 2.293(10) Å;  $\text{Al2}$ : 2.285(10) Å). The boat conformation is in contrast to the

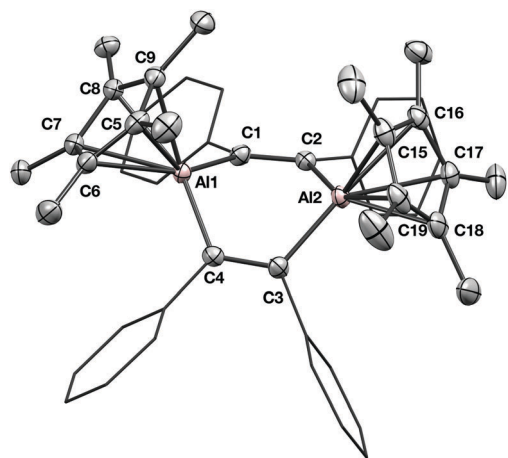


Fig. 2 Solid state structure of **1** determined by single crystal X-ray diffraction. Ellipsoids are at 50% probability. Phenyl groups are drawn in wireframe and hydrogen atoms are omitted for clarity. Selected bond lengths (Å) = C1–C2 1.362(2), C3–C4 1.363(2), Al1–C1 1.9928(17), Al1–C4 1.9870(17), Al2–C2 1.9995(17), Al2–C3 1.9990(18), Al1–C5 2.3300(17), Al1–C6 2.3978(18), Al1–C7 2.2915(17), Al1–C8 2.2363(17), Al1–C9 2.2064(17), Al2–C15 2.2599(19), Al2–C16 2.3168(18), Al2–C17 2.2928(18), Al2–C18 2.2712(19), Al2–C19 2.2860(18).

only other crystallographically characterised examples of a 1,4-dialuminacyclohexadiene, which are both planar in the solid state.<sup>6,7</sup> A 1,4-dialuminacyclohexane, generated from  $\text{Cp}^*\text{Al}$  and an alkene, possesses a chair conformation.<sup>12</sup>

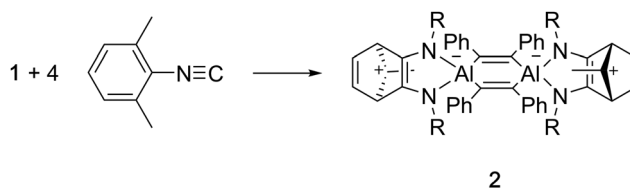
Although we attempted to monitor the conversion of  $\text{Cp}^*\text{Al}$  and diphenyl acetylene to **1** by NMR spectroscopy, we were not able to identify any intermediates in this reaction. A likely mechanism would involve an initial [2+1] cycloaddition between monomeric  $\text{Cp}^*\text{Al}$  and the alkyne generates an aluminacyclopropene, analogous to **B** or **C**, which then dimerises.<sup>7,11</sup>

We explored the reactivity of **1** towards Lewis bases, wondering if coordination of an external base to the aluminium centres could provoke dissociation of the ring into two base-stabilised cyclopropene units. Despite the  $\eta^5$ -coordinated cyclopentadienyl rings of **1**, it retains sufficient Lewis acidic character to coordinate even weak Lewis bases. Thus, treatment of **1** with  $\text{Et}_2\text{O}$ , THF, or DME results in formation of 1:2 adducts with these solvents, which are chiefly characterised by the downfield-shifted resonances for the coordinated ethers (see ESI†). We then trialled reactions of **1** with stronger Lewis bases. Treatment of **1** with sterically small NHCs or *N,N*-dimethylaminopyridine resulted in the production of intractable mixtures. However, reactions with isonitriles were more fruitful.

Compound **1** reacts with 2,6-dimethylphenylisonitrile at room temperature in benzene to yield the new compound **2** (Scheme 2).  $^1\text{H}$  NMR spectroscopy of **2** reveals three resonances in the  $\text{Cp}^*$  Me region, in a ratio 12:12:6, which indicate that the  $\text{Cp}^*$  group is no longer  $\eta^5$  nor undergoing rapid sigmatropic shifts. Two resonances in a ratio 12:12 were also present and assignable to the methyl groups of the isonitrile, indicating that four isonitrile groups had been incorporated.  $^{13}\text{C}$  NMR spectroscopy revealed an unusually low-field chemical shift for one of the  $\text{Cp}^*$  ring carbons of  $\delta$  151.4.

An X-ray crystallographic study reveals that **2** retains the central cyclohexadiene core of **1**, but that a complex reaction with two equivalents of isonitrile has generated an unusual 2,3-diamidonorbornadienyl cation based ligand. The norbornadienyl cation fragment is derived from the former  $\text{Cp}^*$  ligand and the two carbon atoms of the isonitrile units (Fig. 3). The insertion of two isonitriles into the  $\text{Cp}^*-\text{Al}$  bond in this way is similar to the CO insertion chemistry observed for sterically crowded tris-cyclopentadienyl complexes of the lanthanides.<sup>13</sup>

Immediately apparent on close examination of the structure of **2** is the planar, 3-coordinate carbon centre C34, which has a sum of angles of 359.9(12) (the other cationic centre, C76, has very similar metrical parameters so this discussion will use values relating to C34 alone). There was no crystallographic



Scheme 2 Reaction of 2,6-dimethylphenylisonitrile with **1**.



Fig. 3 Solid state structure of **2** determined by single crystal X-ray diffraction. Ellipsoids are at 50% probability. Phenyl and 2,6-dimethylphenyl groups are drawn in wireframe and hydrogen atoms are omitted for clarity. Selected bond lengths (Å) and angles (°) = Al1–C2 1.977(7), Al1–C1 1.981(7), Al1–N1 1.946(6), Al1–N2 1.949(6), C15–C16 1.401(10), C36–C37(11), C15–C34 1.988(11), C16–C34 1.962(11), C34–C33–C16 79.8(5), C34–C33–C15 81.6(5).

indication of a C–H at this position, matching NMR spectroscopic evidence from  $^1\text{H}$ – $^{13}\text{C}$  correlation experiments, which indicate the three-coordinate carbon has no bonded hydrogens, and allow its assignment to the resonance at  $\delta$  151.4.

As is usual in norbornadienyl cations, C34 is not equidistant from the C36–C37 and C15–C16 C=C double bonds. C34 closely approaches the C15–C16 double bond (C34–C15 1.988(11); C34–C16 1.962(11) Å). This interaction lengthens the C15–C16 C=C bond significantly (1.401(10) Å) in comparison to the C36–37 bond (1.327(11) Å) or those found in other aluminium compounds supported by 1,2 diamidoalkene-based ligands.<sup>14</sup>

The formal positive charges located at C34 and C76 are balanced by the formally anionic, four coordinate aluminium centres, which now occupy a planar  $\text{Al}_2\text{C}_4$  ring. Despite the carbocationic fragment, compound **2** is stable in  $\text{CD}_2\text{Cl}_2$  solution for several days, indicating that, as in the related lanthanide analogues, stabilisation by the integral anionic centres is effective.

The aluminium mediated C–C coupling of two isonitrile units and their concomitant insertion into the  $\text{Cp}^*\text{Al}$  bond is unusual. Isonitriles are typically poor electrophiles, though they do react with nucleophilic organometallics or metal hydrides (e.g. organolithiums). With simple alanes, coordination of isonitriles to the aluminium centre is reported,<sup>15,16</sup> though adducts do not transfer alkyl or aryl substituents to the isonitrile carbon.  $\text{Cp}_3\text{Al}$  has also been observed to form stable adducts with isonitrile ligands.<sup>17</sup>

The reactivity of isonitriles with cyclic aluminium compounds in which the aluminium centre is incorporated into a cyclic system is diverse. **1** reacts with isonitriles to couple their carbon centres; this is similar to the reactivity observed in the Al–Al bonded adduct of Tokitoh's Bbp 'masked dialene', which couples two isonitriles units to form an alkyne.<sup>18</sup> Power's related

compound is derived from activation of unsaturated C–C bonds,<sup>19</sup> which is also observed in reactions of Inoue's dialuminene.<sup>20</sup> Aluminacycloprenes like **B** react to insert isonitriles into the Al–C bond and generate 4-membered rings with exocyclic imine functionality.<sup>21,22</sup> Roesky's NacNac Al(i) compound also mediates the C–C coupling of isonitriles to form an unusual 4-membered N-heterocyclic carbene. We are currently exploring Al-mediated C–C coupling reactions with the aim of targeting the development of catalytic processes.

We thank the European Commission (FP7-PEOPLE-2013-CIG-631483) and the University of Edinburgh for funding.

## Conflicts of interest

There are no conflicts to declare.

## Notes and references

- V. P. Boyarskiy, N. A. Bokach, K. V. Luzyanin and V. Y. Kukushkin, *Chem. Rev.*, 2015, **115**, 2698–2779.
- A. Dömling, *Chem. Rev.*, 2006, **106**, 17–89.
- V. Gandon, C. Aubert and M. Malacria, *Chem. Commun.*, 2006, 2209–2217.
- G. Domínguez and J. Pérez-Castells, *Chem. Soc. Rev.*, 2011, **40**, 3430–3444.
- A. Bismuto, S. P. Thomas and M. J. Cowley, *Angew. Chem., Int. Ed.*, 2016, **55**, 15356–15359.
- R. Ahlrichs, M. Häser, H. Schnöckel and M. Tacke, *Chem. Phys. Lett.*, 1989, **154**, 104–110.
- C. Üffing, A. Ecker, R. Köppe, K. Merzweiler and H. Schnöckel, *Chem. – Eur. J.*, 1998, **4**, 2142–2147.
- C. Cui, S. Koepke, R. Herbst-Irmer, H. W. Roesky, M. Noltemeyer, H.-G. Schmidt and B. Wrackmeyer, *J. Am. Chem. Soc.*, 2001, **123**, 9091–9098.
- H. Zhu, J. Chai, H. Fan, H. W. Roesky, C. He, V. Jancik, H.-G. Schmidt, M. Noltemeyer, W. A. Merrill and P. P. Power, *Angew. Chem., Int. Ed. Engl.*, 2005, **44**, 5090–5093.
- H. Zhu, R. B. Oswald, H. Fan, H. W. Roesky, Q. Ma, Z. Yang, H. Schmidt, M. Noltemeyer, K. Starke and N. S. Hosmane, *J. Am. Chem. Soc.*, 2006, **128**, 5100–5108.
- T. Agou, K. Nagata, T. Sasamori and N. Tokitoh, *Chem. – Asian J.*, 2014, **9**, 3099–3101.
- B. Buchin, T. Steinke, C. Gemel, T. Cadenbach and R. A. Fischer, *Z. Anorg. Allg. Chem.*, 2005, **631**, 2756–2762.
- W. J. Evans, J. M. Perotti, S. A. Kozimor, T. M. Champagne, B. L. Davis, G. W. Nyce, C. H. Fujimoto, R. D. Clark, M. A. Johnston and J. W. Ziller, *Organometallics*, 2005, **24**, 3916–3931.
- Y. Zhao, Y. Liu, L. Yang, J. G. Yu, S. Li, B. Wu and X. J. Yang, *Chem. – Eur. J.*, 2012, **18**, 6022–6030.
- A. Meller and H. Batka, *Monatsh. Chem.*, 1970, **628**, 627–628.
- N. B. Kingsley, K. Kirschbaum, J. A. Teprovich, R. A. Flowers and M. R. Mason, *Inorg. Chem.*, 2012, **51**, 2494–2502.
- P. J. Shapiro, A. Vij, G. P. A. Yap and A. L. Rheingold, *Polyhedron*, 1995, **14**, 203–209.
- K. Nagata, T. Agou, T. Sasamori and N. Tokitoh, *Chem. Lett.*, 2015, **44**, 1610–1612.
- R. J. Wright, A. D. Phillips and P. P. Power, *J. Am. Chem. Soc.*, 2003, **125**, 10784–10785.
- P. Bag, A. Porzelt, P. J. Altmann and S. Inoue, *J. Am. Chem. Soc.*, 2017, **139**, 14384–14387.
- X. Li, X. Cheng, H. Song and C. Cui, *Organometallics*, 2007, **26**, 1039–1043.
- X. Li, C. Ni, H. Song and C. Cui, *Chem. Commun.*, 2006, 1763–1765.

