

Cite this: *Catal. Sci. Technol.*, 2023,
13, 5576

Indirect design of OCM catalysts through machine learning of catalyst surface oxygen species†

Fumiya Nishino,^a Hiroshi Yoshida,^b Masato Machida,^c Shun Nishimura,^d
Keisuke Takahashi^e* and Junya Ohyama^c*

Catalysts for oxidative coupling of methane (OCM) were designed through machine learning of a property of surface oxygen species on the basis of the knowledge that catalytic performance for the OCM is affected by catalyst surface oxygen species. To select the property of the surface oxygen species used as a guide of catalyst design *via* machine learning, the relationships between the total yield of ethylene and ethane (C_2 yield) and the O1s X-ray photoelectron spectral (XPS) features of the 51 catalysts prepared in our previous study were evaluated. Since a weak correlation was seen between the C_2 yield and the O1s XPS peak energy of CO_3^{2-} species on the catalyst surface, the CO_3^{2-} peak energy was chosen as the guiding parameter of catalyst design in this work. Machine learning was then performed on the dataset consisting of the CO_3^{2-} peak energy (objective variable) and the physical quantities of elements in the catalysts (descriptor) to find the important physical quantities determining the CO_3^{2-} peak energy. According to the important physical quantities, catalyst compositions were predicted. Based on the predicted compositions, 28 catalysts were synthesized to verify that their CO_3^{2-} peak energies were in the range where high catalytic performance can be expected. Furthermore, the catalysts are tested for the OCM reaction. As a result, Ba–In–Rb/La₂O₃ was found as a new highly active OCM catalyst having compatible activity to the conventional Mn–Na₂WO₄/SiO₂ catalyst. Therefore, it was demonstrated that the indirect catalyst through machine learning of the catalyst surface property is effective for development of catalysts.

Received 28th April 2023,
Accepted 21st August 2023

DOI: 10.1039/d3cy00587a

rsc.li/catalysis

Introduction

Oxidative coupling of methane is a direct conversion reaction of CH₄ to ethylene and ethane (C_2 compounds), which can offer a more energetically efficient and economical process than the conventional conversion of CH₄ to olefin *via* CO and CH₃OH.¹ However, the OCM has a problem that the C_2 yield hardly exceeds 30%.^{1,2} To overcome this problem, hundreds of catalysts have been developed.^{1–4} Among the catalysts, Mn–

Na₂WO₄/SiO₂ shows relatively high performance for the OCM.^{5–7} As seen in the case with Mn–Na₂WO₄/SiO₂, combination of elements is effective in developing the OCM catalysts. Here, data science techniques have been applied to search for good combinations of catalyst elements from a vast combinatorial space.^{3,4,8–15} In fact, in our previous studies, catalysts have been designed through machine learning and data mining of the direct relationship between the C_2 yield and the descriptors of elements (*e.g.*, element number, atomic weight, atomic radius, melting point, evaporation heat, electronegativity, *etc.*).¹³ On the other hand, catalytic performance is strongly affected by the catalyst surface properties. In the case of the OCM catalysts, the properties of surface oxygen species are known to have an impact on the catalytic performance.^{16–19} Accordingly, the OCM catalysts can also be designed by machine learning of the relationship between the surface oxygen properties and the descriptors of catalyst elements. In addition, it is expected that some of the catalyst element combinations predicted from the surface oxygen properties are the same as the ones predicted by the direct catalyst design from the relation between the catalytic performance and the descriptors of elements, but the others will be different because the properties of surface oxygen

^a Department of Applied Chemistry and Biochemistry, Graduate School of Science and Technology, Kumamoto University, 2-39-1 Kurokami, Chuo-ku, Kumamoto, 860-8555, Japan

^b College of Science and Engineering, Kanazawa University, Kakuma-cho, Kanazawa, 920-1192, Japan

^c Faculty of Advanced Science and Technology, Kumamoto University, 2-39-1 Kurokami, Chuo-ku, Kumamoto, 860-8555, Japan. E-mail: ohyama@kumamoto-u.ac.jp

^d Graduate School of Advanced Science and Technology, Japan Advanced Institute of Science and Technology (JAIST), 1-1 Asahidai, Nomi, 923-1292, Japan

^e Department of Chemistry, Hokkaido University, N-15 W-8, Sapporo, 060-0815, Japan. E-mail: keisuke.takahashi@sci.hokudai.ac.jp

† Electronic supplementary information (ESI) available: O1s XPS data; supplementary Tables A and B listing predicted element combinations. See DOI: <https://doi.org/10.1039/d3cy00587a>

species do not completely describe the catalytic performance. Therefore, new catalyst combinations can be explored with a guide of the rational descriptors.

In this study, indirect design of OCM catalysts through machine learning of a property of catalyst surface oxygen species was performed. The property of catalyst surface oxygen species used as the guide for catalyst design was selected from the features of O1s X-ray photoelectron spectra (XPS). Based on the guide of the selected surface oxygen property, OCM catalysts were predicted using machine learning and were verified by XPS measurement and the OCM reaction tests.

Methods

Catalyst preparation

OCM catalysts predicted by machine learning, M_1 - M_2 - M_3 /A (M_1 , M_2 , M_3 = In, K, Rb, Cs, Ba, Yb, Bi, Sm, Ce, Li, W, Hf, Eu, Cu, Zn, Nd, A = SiO₂, La₂O₃, Yb₂O₃, CeO₂), were prepared by a wet impregnation method. In(NO₃)₃·3H₂O, KNO₃, RbNO₃, CsNO₃, Ba(NO₃)₂, Yb(NO₃)₃·5H₂O, Bi(NO₃)₃·5H₂O, Sm(NO₃)₃·6H₂O, Ce(NO₃)₃·6H₂O, LiNO₃, (NH₄)₆H₂W₁₂O₄₀·5H₂O, HfOCl₂·8H₂O, Eu(NO₃)₃·6H₂O, Cu(NO₃)₂·6H₂O, Zn(NO₃)₂·6H₂O, Nd(NO₃)₃·6H₂O were used as the metal precursors. The loading amount of each of M_1 , M_2 , and M_3 was 1 wt%. After impregnation, the materials were dried at 110 °C overnight and calcined in air at 1000 °C for 3 h. The metals and supports used in the M_1 - M_2 - M_3 /A preparation are shown in Table 1. Mn-Na₂WO₄/SiO₂ was prepared as a reference catalyst by impregnating SiO₂ in an aqueous

solution containing Mn(NO₃)₂ and Na₂WO₄. After the impregnation, the material was dried overnight at 110 °C and calcined at 1000 °C for 3 h (10 °C min⁻¹) to obtain Mn-Na₂WO₄/SiO₂ with 1.9 wt% Mn and 5.0 wt% Na₂WO₄.¹³

Catalyst preparation

The OCM reaction was performed in a fixed-bed flow reactor. 50 mg of catalyst (10–20 mesh) was placed in a quartz glass tube reactor (inner diameter (ID) 4 mm) and fixed with quartz wool. Prior to the reaction, a catalyst bed was pretreated at 400 °C for 10 min under a O₂ flow of 8.3 mL min⁻¹. After purging with a N₂ flow of 12 mL min⁻¹, the reaction was started by flowing a reaction gas mixture of CH₄/O₂/N₂ = 24/7.5/3.0 mL min⁻¹. Reaction temperature was increased to 500 °C, 600 °C, 700 °C, 800 °C, and 900 °C. The reaction gas was analyzed 15–30 min after the temperature reached to the set value. The outlet gas after cold traps at ca. 10 °C was analyzed using a gas chromatograph with a thermal conductivity detector (490 Micro GC Agilent Technologies). The carbon missing was determined by CH₄ conversion – (sum of C₂H₄, C₂H₆, CO, and CO₂ yield) (%).

XPS measurement

XPS measurements were performed using K-Alpha (Thermo Fisher Scientific) with monochromatic X-ray irradiation AlK α ($h\nu$ = 1486.6 eV). The samples were analyzed as prepared without pretreatment. Binding energy was corrected with C1s peak at 285 eV. Peak deconvolution of O1s XPS spectra was performed after background removal.

Machine learning and descriptors design

Random forest regression is implemented within scikit-learn in order to evaluate the importance of descriptors.²⁰ The number of tree is set to 100.

Catalysts descriptor is designed using physical quantities from periodic table. In particular, XenonPy is used to assign the physical quantity in order to define catalysts.²¹ Here, catalyst descriptor is designed by weighted average physical quantities based on the following equation: $\sum(P_i \times C_i)$, where P_i is a physical quantity of element i and C_i is its composition (mol%).

Results and discussion

The relationship between the C₂ yield and the O1s XPS spectra of the 51 OCM catalysts prepared in our previous study was examined to find property of surface oxygen species related to the catalytic activity for the OCM reaction (Table S1†).⁹ Each of the O1s XPS spectra was deconvoluted into three peaks, which are assignable to superoxide (O₂⁻), carbonate (CO₃²⁻) and lattice oxygen (O²⁻) in order from high energy to low energy according to the literature.^{16,17} The relationship between the C₂ yield and the peak binding energy of each oxygen species is presented in Fig. 1(a)–(c). Although all the three plots do not show strong correlations,

Table 1 List of the 28 catalysts prepared in this study

M_1	M_2	M_3	A
Ba	Ce	Cs	SiO ₂
Ba	Hf	Cs	CeO ₂ or Yb ₂ O ₃
Ba	Hf	Sm	CeO ₂ or Yb ₂ O ₃
Bi	Hf	Sm	Yb ₂ O ₃
Eu	Hf	Sm	Yb ₂ O ₃
Eu	Hf	Nd	Yb ₂ O ₃
Hf	In	Sm	Yb ₂ O ₃
Bi	In	Sm	Yb ₂ O ₃
Hf	In	Nd	Yb ₂ O ₃
Ba	Hf	—	Yb ₂ O ₃
Cs	Hf	—	Yb ₂ O ₃
Sm	Hf	—	Yb ₂ O ₃
Ce	Hf	—	Yb ₂ O ₃
Cu	Hf	—	Yb ₂ O ₃
Zn	Hf	—	Yb ₂ O ₃
Zn	W	—	Yb ₂ O ₃
Ba	In	Rb	La ₂ O ₃
In	Rb	Yb	La ₂ O ₃
Bi	In	Rb	La ₂ O ₃
Ba	In	Yb	La ₂ O ₃
Ba	Rb	Yb	La ₂ O ₃
Bi	In	Yb	La ₂ O ₃
In	Rb	Sm	La ₂ O ₃
Ce	In	Rb	La ₂ O ₃
Cs	In	Rb	La ₂ O ₃
Bi	Rb	Yb	La ₂ O ₃

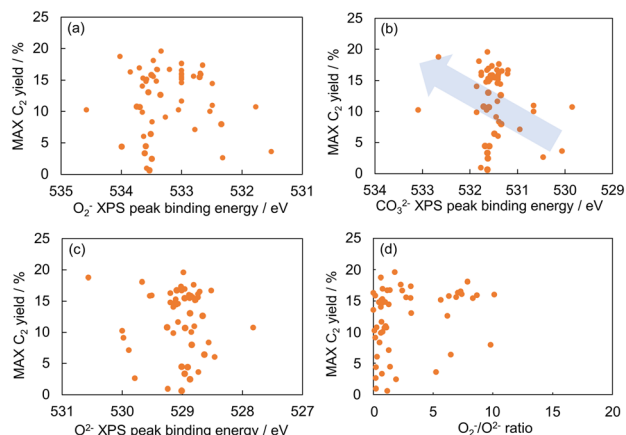


Fig. 1 Plots of maximum C_2 yield against the three deconvoluted $O1s$ XPS peaks assignable to (a) O_2^- , (b) CO_3^{2-} , and (c) O^{2-} species. (d) Plot of maximum C_2 yield against O_2^-/O_2^+ ratio. Maximum C_2 yield: the highest C_2 yield value obtained with each catalyst in the experiment protocol.

the plot in Fig. 1(b) exhibits better correlation than the those in Fig. 1(a) and (c). Thus, the CO_3^{2-} species can be a descriptor of the OCM catalyst. The correlation between the O_2^-/O_2^+ area ratio and the C_2 yield was also investigated as presented in Fig. 1(d) because the O_2^-/O_2^+ area ratio has been suggested to be a descriptor of the C_2 yield in the literature.¹⁷ As a result, the CO_3^{2-} peak energy exhibited a better correlation with the C_2 yield than the O_2^-/O_2^+ area ratio in the catalyst dataset of this study. Although the correlation in Fig. 1(b) is weak, the catalyst design based on the CO_3^{2-} peak energy is considered reasonable because the CO_3^{2-} peak energy can be related to the surface basicity, which contributes to the catalytic performance. Thus, the CO_3^{2-} peak energy was selected as the guiding parameter for catalyst design. Since there is a rough trend to increase the C_2 yield with an increase of the CO_3^{2-} peak binding energy, a high CO_3^{2-} peak binding energy can guide the design of OCM catalysts.

Random forest regression was performed on the dataset consisting of “ $\sum(P_i \times C_i)$ ” as the descriptor variables and

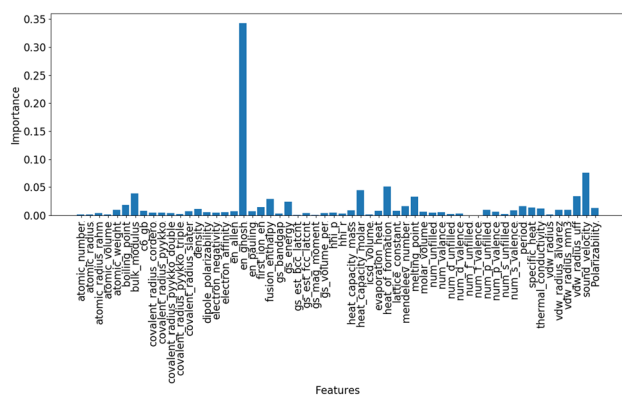


Fig. 2 The importance of weighted average physical quantities against CO_3^{2-} peak energy.

CO_3^{2-} peak energy as the objective variable to identify the important physical quantities of catalyst elements representing the CO_3^{2-} peak energy. The importance of descriptor variables is demonstrated in Fig. 2. Ghosh's scale of electronegativity (en_{ghosh}) and sound velocity have high importance. It should be noted that Ghosh's scale of electronegativity and sound velocity are not considered to directly relate to the CO_3^{2-} peak energy but indirectly represent some factors determining the CO_3^{2-} peak energy.

Here, en_{ghosh} and sound velocity against CO_3^{2-} are visualized in Fig. 3. It shows that high en_{ghosh} and low sound velocity tend to result high CO_3^{2-} energy peak. One can hypothesize that catalysts having high en_{ghosh} and low sound velocity could result high C_2 yield based on the fact high CO_3^{2-} peak results high C_2 yield. Therefore, catalysts having high en_{ghosh} and low sound velocity are explored from the calculated en_{ghosh} and sound velocities of a variety of element combinations using $\sum(P_i \times C_i)$. The element combinations are created by selecting three elements from the 33 elements for M_1 , M_2 , and M_3 : Li, Na, Mg, Al, Si, Ni, K, Ca, Ti, V, Mn, Fe, Co, Cu, Zn, Rb, Sr, Y, Zr, Mo, Pd, In, Cs, Ba, La, Ce, Nd, Sm, Eu, Yb, Hf, W, Bi. These elements are selected from the elements found in the literature to find new combinations.² Here, 180 048 combinations of M_1 , M_2 , M_3 , and support (${}_{33}C_3$ (M_1 , M_2 , M_3 combinations) \times 33 (support) = 180 048) where the mol% is set to 2, 4, 2, and 92, respectively are created and weighted average of en_{ghosh} and sound velocity are calculated (ESI† Table A). Created catalysts combinations are then visualized as shown in Fig. 4. It must be noted that mol% of support is set to 92 which has a large impact on weighted average, therefore, data are aggregated by support. As it can be seen in Fig. 5, catalysts containing Si, Ce, Bi, Yb, and Sm in supports show high en_{ghosh} and low sound velocity. Based on the data, catalysts listed in Table 2, which have high en_{ghosh} and low sound velocity, are designed by randomly selecting a Si-based catalyst having ≥ 0.177 en_{ghosh} and ≤ 2190 of sound velocity, two Ce-based catalysts having ≥ 0.167 en_{ghosh} and ≤ 2110 of sound velocity, and eight Yb-based catalysts having ≥ 0.218 of en_{ghosh} and ≤ 1700 of sound velocity. In addition, La-based catalysts are designed by selecting

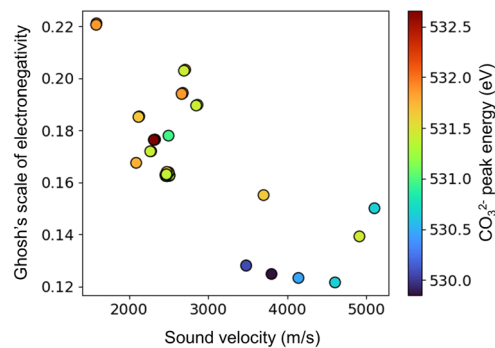


Fig. 3 Ghosh's scale of electronegativity (en_{ghosh}) and sound velocity against CO_3^{2-} peak energy.

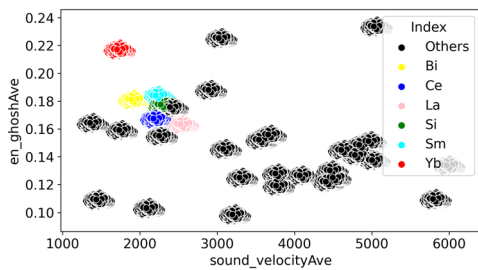


Fig. 4 Created 180 048 catalysts combination of Ghosh's scale of electronegativity (en_ghosh) and sound velocity.

combinations having ≥ 0.161 of en_ghosh and ≤ 2404 of sound velocity since La-based catalysts are known to have relatively high activity for the OCM.^{13,22} It should be noted that the prediction in this indirect design will not offer accurate or pinpoint prediction of metals–support combinations having high C_2 yield because the prediction is based on the weak trend between the CO_3^{2-} peak energy and the C_2 yield. However, the predicted catalyst group by this indirect method may contain good catalysts, which may be different from catalysts the direct prediction can find.

The catalysts were actually prepared based on the predicted elements listed in Table 2. The loading amount of each element was set to 1 wt%. Although the loading amount (1 wt%) is smaller than those calculated from the compositions in the prediction (2 or 4 mol%), the surface composition of the catalysts prepared by the impregnation method are considered to be compatible to or greater than the compositions used in the prediction. As a result, a total of 28 catalysts were prepared based on the prediction (Table 1). To verify the predictions, O1s XPS spectra of the 28 catalysts were measured. All the O1s XPS spectra are shown in Fig. S1.† Each of the spectra was deconvoluted into three peaks to evaluate the CO_3^{2-} peak energy (Fig. S2†). As a result, the CO_3^{2-} peak energies of all the 28 catalysts were larger than 531.2 eV (Table S2†), which means that the 28

Table 2 Designed catalysts having high en_ghosh and low sound velocity within each supported catalyst

M_1	C_1	M_2	C_2	M_3	C_3	A	CA	en_ghosh	Sound velocity ($m\ s^{-1}$)
Ba	0.02	Ce	0.04	Cs	0.02	Si	0.92	0.177	2184
Ba	0.02	Cs	0.04	Hf	0.02	Ce	0.92	0.168	2109
Ba	0.02	Cs	0.04	Sm	0.02	Ce	0.92	0.167	2094
Ba	0.02	Cs	0.04	Hf	0.02	Yb	0.92	0.218	1637
Ba	0.02	Hf	0.04	Sm	0.02	Yb	0.92	0.220	1651
Hf	0.02	In	0.04	Sm	0.02	Yb	0.92	0.219	1615
Hf	0.02	In	0.04	Nd	0.02	Yb	0.92	0.219	1618
Bi	0.02	In	0.04	Sm	0.02	Yb	0.92	0.218	1590
Bi	0.02	Hf	0.04	Sm	0.02	Yb	0.92	0.220	1654
Eu	0.02	Hf	0.04	Nd	0.02	Yb	0.92	0.220	1679
Eu	0.02	Hf	0.04	Sm	0.02	Yb	0.92	0.220	1676
Ba	0.02	Hf	0.04	Yb	0.02	Yb	0.92	0.220	1641
Cs	0.02	Hf	0.04	Yb	0.02	Yb	0.92	0.220	1652
Cu	0.02	Hf	0.04	Yb	0.02	Yb	0.92	0.220	1680
Hf	0.02	Yb	0.04	Zn	0.02	Yb	0.92	0.220	1656
Hf	0.02	Sm	0.04	Yb	0.02	Yb	0.92	0.220	1638
Ce	0.02	Hf	0.04	Yb	0.02	Yb	0.92	0.220	1651
W	0.02	Yb	0.04	Zn	0.02	Yb	0.92	0.220	1699
Ba	0.02	In	0.04	Rb	0.02	La	0.92	0.162	2392
In	0.02	Rb	0.04	Yb	0.02	La	0.92	0.162	2392
Bi	0.02	In	0.04	Rb	0.02	La	0.92	0.163	2396
Ba	0.02	In	0.04	Yb	0.02	La	0.92	0.164	2397
Ba	0.02	Rb	0.04	Yb	0.02	La	0.92	0.162	2400
Bi	0.02	In	0.04	Yb	0.02	La	0.92	0.165	2401
In	0.02	Rb	0.04	Sm	0.02	La	0.92	0.161	2402
Ce	0.02	In	0.04	Rb	0.02	La	0.92	0.162	2402
Cs	0.02	In	0.04	Rb	0.02	La	0.92	0.162	2403
Bi	0.02	Rb	0.04	Yb	0.02	La	0.92	0.162	2404

catalysts are in the high energy side of Fig. 1. Therefore, the predictions in Table 2 were verified.

Fig. 5 shows the results of the OCM reaction over the 28 catalysts together with only supports and Mn– Na_2WO_4/SiO_2 for comparison. The experimental error was evaluated by five blank (no catalyst) tests, which gave $9.7 \pm 0.9\%$ of the C_2 yield at 900 °C. The La_2O_3 -based catalysts presented $<5\%$ of the carbon missing at all reaction temperatures. The SiO_2 -based catalysts exhibited $<5\%$ at ≤ 800 °C and 10–15% at 900 °C. The Yb_2O_3 - and CeO_2 -based catalysts showed $<5\%$ at ≤ 800 °C and 5–10% at 900 °C. The increase of the carbon missing at 900 °C and by using the SiO_2 -based catalyst might be due to coke formation.

The La_2O_3 - and Yb_2O_3 -based catalysts showed higher activity at lower temperatures than those supported on SiO_2 and CeO_2 . More importantly, several predicted catalysts exhibited comparable C_2 yields to that of Mn– Na_2WO_4/SiO_2 . Specifically, the most active catalyst was Ba–In–Rb/ La_2O_3 , which gave 19% C_2 yield, 28% CH_4 conversion, and 69% C_2 selectivity at 700 °C, while the reference catalyst Mn– Na_2WO_4/SiO_2 gave 19% C_2 yield, 34% CH_4 conversion, and 57% C_2 selectivity at 900 °C. Therefore, Ba–In–Rb/ La_2O_3 exhibited comparable or better catalytic performance to Mn– Na_2WO_4/SiO_2 at lower temperature. This demonstrates that the catalyst design by machine learning of catalyst surface properties is effective for development of catalysts.

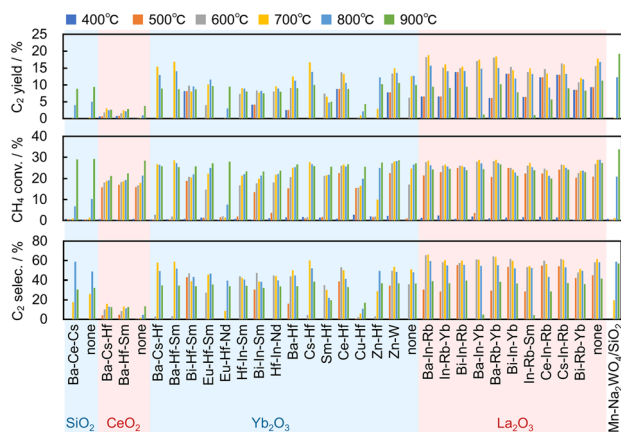


Fig. 5 Catalytic performance of the 28 predicted catalysts for the OCM reaction together with only supports and Mn– Na_2WO_4/SiO_2 for comparison.

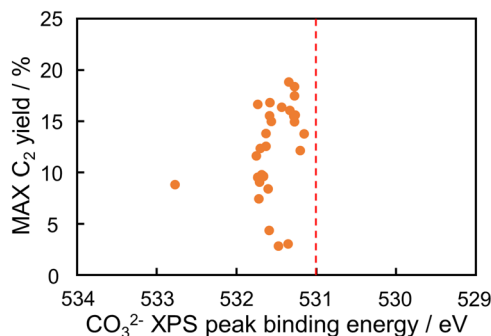


Fig. 6 CO_3^{2-} XPS peak binding energy vs. maximum C_2 yield of the predicted 28 catalysts.

The maximum C_2 yields of the predicted catalysts at 400–900 °C were plotted against their CO_3^{2-} peak binding energies in Fig. 6. The figure does not show a correlation because of the limited kinds of catalysts in the verification experiment: the left lower data in the figure is derived from SiO_2 supported catalyst, and the other data are La_2O_3 , Yb_2O_3 , and CeO_2 supported catalysts. This result suggests that the CO_3^{2-} peak binding energy is not the only descriptor of the OCM reaction. This is consistent with the rough trend in Fig. 1(b). However, the predicted catalysts designed from the not-strong descriptor contained Ba–In–Rb/ La_2O_3 having high catalytic performance. This result shows that the indirect catalyst design is effective in development of catalysts.

Conclusions

The OCM catalysts were developed through machine learning of property of their surface oxygen species. In this study, the CO_3^{2-} peak energy was selected as the property of the surface oxygen species contributing to the OCM catalysts based on the rough trend of the C_2 yield increasing with the CO_3^{2-} peak energy in the data of the previously reported catalysts. Machine learning was then performed to find as the important physical quantities of catalyst elements representing the CO_3^{2-} peak energy. Based on the relation between CO_3^{2-} peak energy and the important physical quantities, the catalyst compositions resulting high CO_3^{2-} peak energy were designed and the 28 catalysts were experimentally prepared. The O1s XPS spectral analysis verified that all the 28 catalysts have relatively high CO_3^{2-} peak energy. Furthermore, Ba–In–Rb/ La_2O_3 , one of the predicted catalysts, exhibited compatible C_2 yield with a higher selectivity at lower reaction temperature compared to the conventional Mn– Na_2WO_4 / SiO_2 catalyst. The results suggest that the indirect design of catalyst through machine learning of catalyst surface property is effective in developing catalysts. This means that, if one has an understanding or a hypothesis about how catalyst surface properties affect a target catalytic reaction and there is appropriate database of catalyst properties, one can obtain catalyst designs in a similar way to the indirect catalyst design method performed in this study.

Author contributions

The manuscript was written through contributions of all authors. All authors have given approval to the final version of the manuscript.

Conflicts of interest

There are no conflicts to declare.

Acknowledgements

This work was supported by the Japan Science and Technology Agency (JST) CREST (grant no. JPMJCR17P2).

References

- 1 E. V. Kondratenko, T. Peppel, D. Seeburg, V. A. Kondratenko, N. Kalevaru, A. Martin and S. Wohlrab, *Catal. Sci. Technol.*, 2017, **7**, 366–381.
- 2 U. Zavyalova, M. Holena, R. Schlögl and M. Baerns, *ChemCatChem*, 2011, **3**, 1935–1947.
- 3 T. N. Nguyen, T. T. P. Nhat, K. Takimoto, A. Thakur, S. Nishimura, J. Ohyama, I. Miyazato, L. Takahashi, J. Fujima, K. Takahashi and T. Taniike, *ACS Catal.*, 2020, **10**, 921–932.
- 4 S. Mine, M. Takao, T. Yamaguchi, T. Toyao, Z. Maeno, S. M. A. Hakim Siddiki, S. Takakusagi, K.-i. Shimizu and I. Takigawa, *ChemCatChem*, 2021, **13**, 3636–3655.
- 5 S. Arndt, T. Otremba, U. Simon, M. Yildiz, H. Schubert and R. Schomäcker, *Appl. Catal., A*, 2012, **425–426**, 53–61.
- 6 J. Ohyama, S. Nishimura and K. Takahashi, *ChemCatChem*, 2019, **11**, 4307–4313.
- 7 D. Kiani, S. Sourav, J. Baltrusaitis and I. E. Wachs, *ACS Catal.*, 2019, **9**, 5912–5928.
- 8 K. Takahashi, J. Ohyama, S. Nishimura, J. Fujima, L. Takahashi, T. Uno and T. Taniike, *Chem. Commun.*, 2023, **59**, 2222–2238.
- 9 K. Takahashi, I. Miyazato, S. Nishimura and J. Ohyama, *ChemCatChem*, 2018, **10**, 3223–3228.
- 10 L. Takahashi, T. N. Nguyen, S. Nakanowatari, A. Fujiwara, T. Taniike and K. Takahashi, *Chem. Sci.*, 2021, **12**, 12546–12555.
- 11 S. Nishimura, S. D. Le, I. Miyazato, J. Fujima, T. Taniike, J. Ohyama and K. Takahashi, *Catal. Sci. Technol.*, 2022, **12**, 2766–2774.
- 12 K. Sugiyama, T. N. Nguyen, S. Nakanowatari, I. Miyazato, T. Taniike and K. Takahashi, *ChemCatChem*, 2021, **13**, 952–957.
- 13 J. Ohyama, T. Kinoshita, E. Funada, H. Yoshida, M. Machida, S. Nishimura, T. Uno, J. Fujima, I. Miyazato, L. Takahashi and K. Takahashi, *Catal. Sci. Technol.*, 2021, **11**, 524–530.
- 14 K. Suzuki, T. Toyao, Z. Maeno, S. Takakusagi, K.-i. Shimizu and I. Takigawa, *ChemCatChem*, 2019, **11**, 4537–4547.
- 15 K. Takahashi, L. Takahashi, S. D. Le, T. Kinoshita, S. Nishimura and J. Ohyama, *J. Am. Chem. Soc.*, 2022, **144**, 15735–15744.

- 16 V. J. Ferreira, P. Tavares, J. L. Figueiredo and J. L. Faria, *Ind. Eng. Chem. Res.*, 2012, **51**, 10535–10541.
- 17 J. Xu, Y. Zhang, X. Xu, X. Fang, R. Xi, Y. Liu, R. Zheng and X. Wang, *ACS Catal.*, 2019, **9**, 4030–4045.
- 18 I. Kim, G. Lee, H. B. Na, J.-M. Ha and J. C. Jung, *Mol. Catal.*, 2017, **435**, 13–23.
- 19 P. Wang, G. Zhao, Y. Wang and Y. Lu, *Sci. Adv.*, 2017, **3**, e1603180.
- 20 F. Pedregosa, G. Varoquaux, A. Gramfort, V. Michel, B. Thirion, O. Grisel, M. Blondel, P. Prettenhofer, R. Weiss, V. Dubourg, J. Vanderplas, A. Passos, D. Cournapeau, M. Brucher, M. Perrot and E. Duchesnay, *J. Mach. Learn. Res.*, 2011, **12**, 2825–2830.
- 21 H. Yamada, C. Liu, S. Wu, Y. Koyama, S. Ju, J. Shiomi, J. Morikawa and R. Yoshida, *ACS Cent. Sci.*, 2019, **5**, 1717–1730.
- 22 Q. Zhou, Z.-Q. Wang, Z. Li, J. Wang, M. Xu, S. Zou, J. Yang, Y. Pan, X.-Q. Gong, L. Xiao and J. Fan, *ACS Catal.*, 2021, **11**, 14651–14659.