

## RESEARCH ARTICLE

View Article Online  
View Journal | View IssueCite this: *Org. Chem. Front.*, 2015, 2, 1342Received 30th April 2015,  
Accepted 1st August 2015

DOI: 10.1039/c5qo00142k

rsc.li/frontiers-organic

Efficient synthesis of *P*-chiral biaryl phosphonates by stereoselective intramolecular cyclization†

Guangqing Xu, Minghong Li, Shouliang Wang and Wenjun Tang\*

A series of *P*-chiral biaryl phosphonates were efficiently synthesized from diaryl 2-bromo arylphosphonates in high yields (up to 92%) and good enantioselectivities (up to 88% ee) through a palladium-catalyzed asymmetric cyclization with a novel *P*-chiral biaryl monophosphorus ligand. The *P*-chiral biaryl phosphonate can be rapidly transformed to both antipodes of a *P*-chiral dialkyl biaryl monophosphorus structure. The method provides a convenient access to various *P*-chiral biaryl monophosphines.

Since Knowles first introduced *P*-chiral phosphines CAMP and DIPAMP for rhodium-catalyzed asymmetric hydrogenation almost half a century ago,<sup>1</sup> *P*-chiral phosphorus ligands have played significant roles in the rapid development of the asymmetric catalysis area.<sup>2</sup> Efficient construction of *P*-chiral phosphorus compounds has become a hot subject of research.<sup>3</sup> Various efficient methods were developed including chemical resolutions,<sup>4</sup> asymmetric synthesis by using chiral auxiliaries or reagents,<sup>5</sup> and recently catalytic asymmetric methods.<sup>6</sup> Because of the increasing applications of *P*-chiral biaryl monophosphorus ligands in organic synthesis,<sup>7</sup> we propose to develop a general and efficient synthetic method for *P*-chiral biaryl monophosphorus ligands from a *P*-chiral biaryl phosphonate **A** through two consecutive stereospecific substitutions at the phosphorus center (Fig. 1). The challenge is whether the *P*-chiral biaryl phosphonate **A** can be efficiently synthesized from the readily accessible *ortho*-bromo arylphosphonate **B** through an enantioselective palladium-catalyzed desymmetric

intramolecular cyclization.<sup>8</sup> Herein we disclose our study on this asymmetric cyclization and its transformations toward *P*-chiral biaryl monophosphorus ligands.

We chose diphenyl(2-bromophenyl)phosphonate (**1a**) as the substrate for study. As shown in Table 1, the palladium-catalyzed asymmetric cyclization of **1a** proceeded smoothly at 80 °C in toluene with KOAc as the base to afford the cyclization product **1b** in excellent yields in the presence of a *P*-chiral biaryl monophosphorus ligand. Among the several *P*-chiral biaryl monophosphorus ligands employed (entries 1–5),<sup>9</sup> the newly developed ligand **L3** with a tetrahydrobenzodifuran moiety provided an excellent yield (93%) and a good enantioselectivity (77% ee) with potassium acetate as the base. Apparently, the substituents on the low aryl ring of the *P*-chiral biaryl ligands exert significant influence on the enantioselectivity. Moderate ees were achieved with acyclic or cyclic alkoxy moieties such as methoxy substituents, furans and dioxolanes (entries 1, 3 and 4). In contrast, AntPhos (**L5**) proved to be ineffective (entry 5). Ligand **L2** with a methyl group at the 2 position of the oxophosphole ring also provided a diminished ee (entry 2). When **L3** was employed for further optimization, a dramatic base effect was observed. A more hindered base KOPiv afforded an inferior yield and ee value (entry 6). Meanwhile, 1-AdCOOK could provide comparable enantioselectivity to KOAc but with lower yield (entry 7). When PhCOOK was employed as a base, a higher ee value (88%) was achieved, albeit with a low yield (34%, entry 8). The low yield could be largely due to its relatively weak basicity. We thus employed PhCH<sub>2</sub>COOK as the base. Although the cyclization yield was comparable to that with KOAc, its enantioselectivity was slightly inferior (entry 9). With Ph<sub>2</sub>CHCOOK as the base, we obtained a similar yield to that with KOAc, but with a slightly better ee value (entry 10). When the reaction temperature was reduced to 70 °C, the ee value of **1b** was improved to 82% (entry 11). Change of the solvent to cyclohexane, 1,4-dioxane, THF, and 1,2-dichloroethane (DCE) did not enhance the enantioselectivity (entries

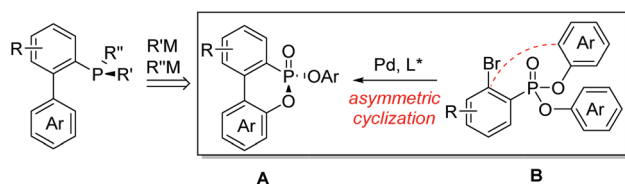
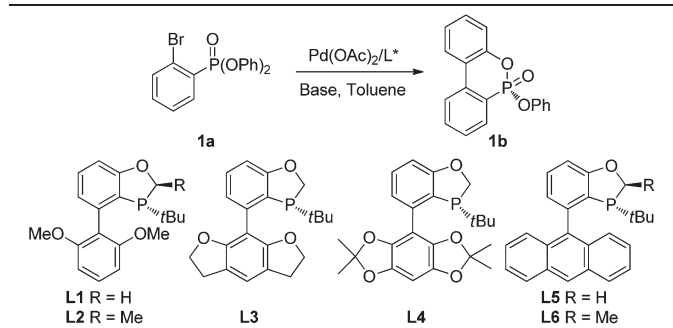


Fig. 1 A new strategy for the synthesis of *P*-chiral biaryl monophosphorus ligands.

State Key Laboratory of Bio-Organic and Natural Products Chemistry, Shanghai Institute of Organic Chemistry, 345 Ling Ling Rd, Shanghai 200032, P. R. China.  
E-mail: tangwenjun@sioac.ac.cn

† Electronic supplementary information (ESI) available: Detailed procedures of cross-coupling reactions, characterization data, and spectra. CCDC 1062715. For ESI and crystallographic data in CIF or other electronic format see DOI: 10.1039/c5qo00142k

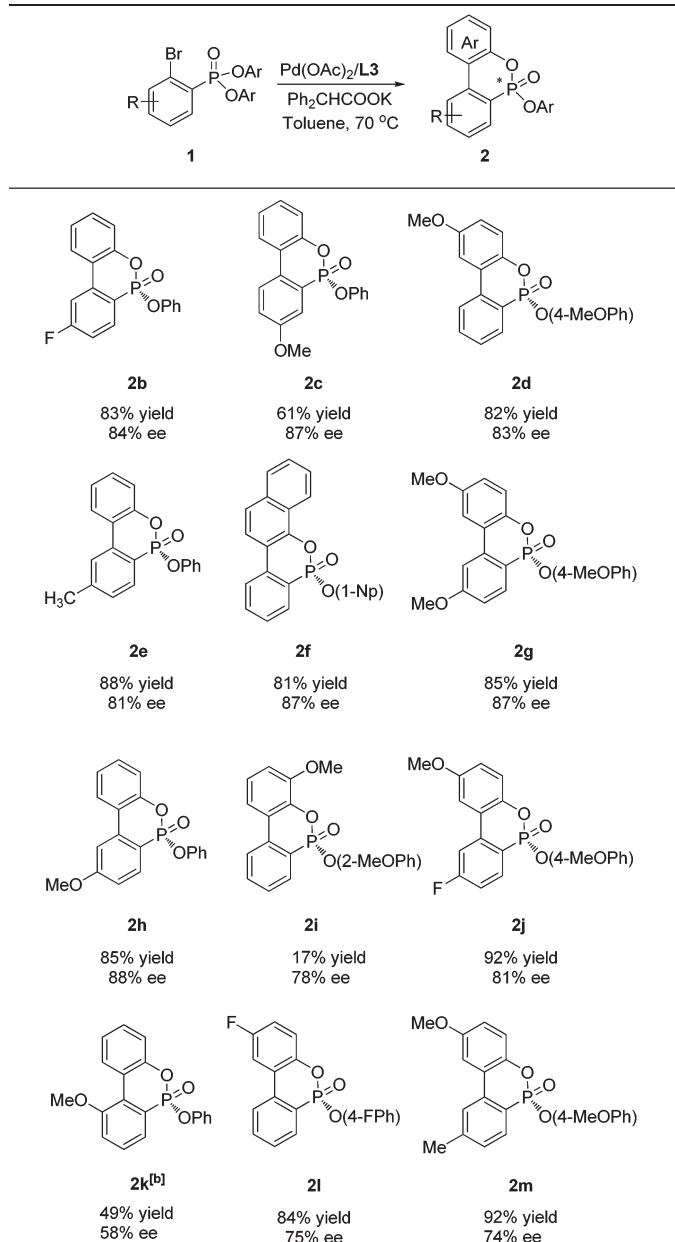
**Table 1** Intramolecular asymmetric cyclization of diphenyl(*ortho*-bromophenyl)phosphonate (**1a**)

Entries <sup>a</sup>	L*	Base	Solvent	T (°C)	Yield <sup>b</sup> (%)	% ee <sup>c</sup>
1	L1	KOAc	Toluene	80	91	71
2	L2	KOAc	Toluene	80	91	16
3	L3	KOAc	Toluene	80	93	77
4	L4	KOAc	Toluene	80	93	66
5	L5	KOAc	Toluene	80	81	1
6	L3	KOPiv	Toluene	80	70	70
7	L3	1-AdCOOK	Toluene	80	76	77
8	L3	PhCOOK	Toluene	80	34	83
9	L3	PhCH <sub>2</sub> COOK	Toluene	80	94	75
10	L3	Ph <sub>2</sub> CHCOOK	Toluene	80	93	78
11	L3	Ph <sub>2</sub> CHCOOK	Toluene	70	70	82
12	L3	Ph <sub>2</sub> CHCOOK	CyHex	70	88	76
13	L3	Ph <sub>2</sub> CHCOOK	Dioxane	70	26	37
14	L3	Ph <sub>2</sub> CHCOOK	THF	70	19	74
15	L3	Ph <sub>2</sub> CHCOOK	DCE	70	97	74
16 <sup>d</sup>	L3	Ph <sub>2</sub> CHCOOK	Toluene	70	83	88

<sup>a</sup> Unless otherwise specified, the reactions were performed at the designated reaction temperature in organic solvent (1 mL) with aryl bromide (0.2 mmol) under nitrogen for 24 h in the presence of Pd(OAc)<sub>2</sub> (5 mol%), L\* (6 mol%), and base (0.3 mmol), the absolute configuration of **1b** was assigned by analogy according to the X-ray crystal structure of **2f**. <sup>b</sup> Isolated yield. <sup>c</sup> ee values were determined by chiral HPLC on a chiralcel AD-H column. <sup>d</sup> Pd(OAc)<sub>2</sub> (4 mol%), L3 (8 mol%).

12–15). When the mole ratio of Pd/L3 increased from 1/1.2 to 1/2 (4 mol% Pd), a better ee value (88%) was achieved along with an acceptable yield (entry 16). Other bases were also tested, but no further improvement of the ee value was achieved.<sup>10</sup>

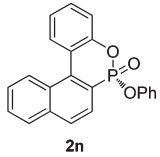
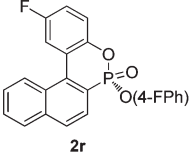
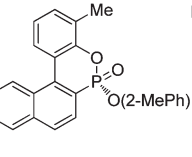
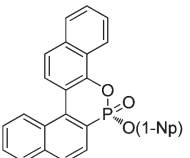
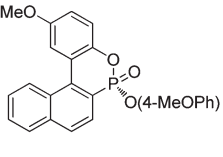
We then investigated the substrate scope of this asymmetric cyclization under optimized conditions (Table 2). Thus, a series of substituted diphenyl *ortho*-bromo phenylphosphonates (**1b**, **e**, **h**, **c**) were successfully cyclized to provide the corresponding *P*-chiral phosphonates in high yields and good enantioselectivities with L3 as the ligand. Substituents such as methyl, methoxy, and fluoro groups at the *meta*- or *para*-position were well tolerated. A substrate with a methoxy substituent adjacent to the bromine atom **1k** provided the corresponding cyclization product **2k** in only 27% ee and 52% yield. However, an improved ee (58%) value was achieved when L6 was employed as the ligand. In addition, various di(substituted aryl)*ortho*-bromo phenylphosphonates were also applicable to provide the corresponding cyclization products (**2d**, **2f–g**, **2j**,

**Table 2** Synthesis of *P*-chiral biaryl phosphonates by asymmetric cyclization I<sup>a</sup>

<sup>a</sup> Unless otherwise specified, the reactions were performed in toluene (1 mL) at 70 °C under nitrogen for 24 h with aryl bromide (0.2 mmol), Pd(OAc)<sub>2</sub> (4 mol%), L3 (8 mol%), and Ph<sub>2</sub>CHCOOK (0.3 mmol); isolated yields; ee values were determined by chiral HPLC. The absolute configuration of **2f** was determined by X-ray crystallography, others were assigned by analogy. <sup>b</sup> L6 as a ligand.

**2l–2m**) in good yields and enantioselectivity. Di(*ortho*-methoxyphenyl)*ortho*-bromo phenylphosphonate (**1i**) also provided a decent ee value (78%) albeit with a low yield of **2i**. The absolute configuration of **2f** was determined as R by X-ray crystallographic analysis.<sup>11</sup>

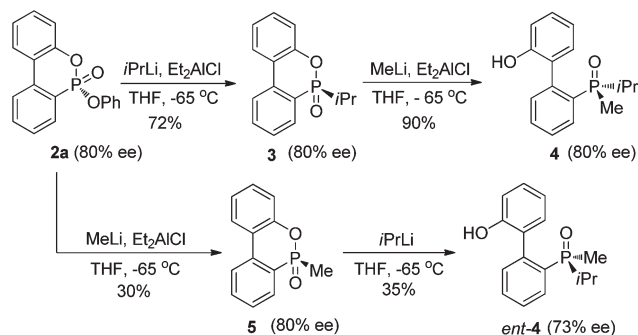
**Table 3** Synthesis of *P*-chiral biaryl phosphonates by asymmetric cyclization II<sup>a</sup>

	L1: 93% yield, 21% ee L2: 90% yield, 20% ee L3: 85% yield, 30% ee L5: 94% yield, 77% ee L6: 83% yield, 88% ee	
		
88% yield 87% ee		65% yield 76% ee
		
62% yield 75% ee		

<sup>a</sup> Unless otherwise specified, the reactions were performed for 24 h under nitrogen at 70 °C in toluene (1 mL) with naphthyl bromide (0.2 mmol), Pd(OAc)<sub>2</sub> (5 mol%), L6 (6 mol%), and KOAc (0.3 mmol); isolated yields; ee values were determined by chiral HPLC; the absolute configurations were assigned by analogy.

Interestingly, when diphenyl (1-bromo-2-naphthyl)phosphonate (**1n**) was employed for cyclization under similar reaction conditions, the cyclization product **2n** was formed in only 30% ee and in 85% yield. In order to obtain a better enantioselectivity, we further screened the *P*-chiral biaryl monophosphorus ligands in our laboratory. As can be seen in Table 3, ligands **L1–3** all provided very poor enantioselectivities. To our surprise, AntPhos (**L5**) formed the cyclization product in 77% ee. **L6** with a methyl substituent on the oxophosphole ring deriving from **L5** afforded the cyclization product in 88% ee and 83% yield. It was thus chosen as the ligand for this series of substrates. By using these conditions, various di(substituted-aryl) (1-bromo-2-naphthyl)phosphonates (**1o–r**) were also subjected to the cyclization and the corresponding cyclization products (**2o–r**) were formed in good yields and high enantioselectivities. The di(*para*-methoxy)phosphonate substrate **1p** and di(1-naphthyl)phosphonate substrate **1q** afforded the corresponding products **2p** and **2q** in slightly lower ee values, respectively.

The *P*-chiral phosphonates **2a–q** can be envisioned as useful precursors for a variety of *P*-chiral biaryl phosphorus ligands. Because both aryloxy substituents of the phosphonate can be displaced stereospecifically by different alkyl lithium or Grignard reagents sequentially, both antipodes of a *P*-chiral biaryl structure could be prepared from a single *P*-chiral phosphonate product. In order to demonstrate this utility (Scheme 1), the *P*-chiral biaryl phosphonate **2a** was treated first with isopropyllithium in the presence of Et<sub>2</sub>AlCl to form isopropyl substituted product **3** without erosion of enantioselectivity. Subsequent treatment of **3** with methyllithium stereospecifically provided *P*-chiral dialkyl biarylphosphine

**Scheme 1** Stereospecific transformation of *P*-chiral phosphonate **2a** to *P*-chiral biaryl phosphine oxides **4** and *ent*-**4**.

oxide **4**.<sup>12</sup> Alternatively, treatment of **2a** (80% ee) with methyl-lithium and isopropyllithium sequentially provided *ent*-**4** in an unoptimized yield with light erosion of the ee value (73% ee). Stereospecific reduction of **4** and *ent*-**4** with a reported procedure<sup>13</sup> could provide both antipodes of a *P*-chiral dialkyl biaryl phosphine, respectively.

In summary, we have developed an efficient Pd-catalyzed desymmetric intramolecular cyclization of diaryl *ortho*-bromo aryl phosphonates that have led to a series of *P*-chiral biaryl phosphonates in high yields (up to 92%) and good enantioselectivities (up to 88% ee) under very mild conditions. The *P*-chiral biaryl phosphonates have been demonstrated as excellent precursors to both antipodes of *P*-chiral dialkyl biaryl monophosphines. This method has provided convenient access to various *P*-chiral biaryl monophosphine ligands, which should have increasing applications in the area of asymmetric catalysis.

## Acknowledgements

We are grateful to the NSFC (21432007, 21272254), STCSM (13J1410900), the “Thousand Plan” Youth program.

## Notes and references

- (a) W. S. Knowles and M. J. Sabacky, *Chem. Commun.*, 1968, 1445; (b) W. S. Knowles, M. J. Sabacky, B. D. Vineyard and D. J. Weinkauff, *J. Am. Chem. Soc.*, 1975, **97**, 2567.
- (a) P. C. J. Kamer and P. W. N. M. Van Leeuwen, *Phosphorus(III) Ligands in homogeneous Catalysis: Design and Synthesis*, Wiley & Sons, West Sussex, 2012; (b) W. Tang and X. Zhang, *Chem. Rev.*, 2003, **103**, 3029; (c) *P-Stereogenic Ligands in Enantioselective Catalysis*, ed. A. Grabulosa, RSC, Cambridge, 2011.
- For reviews on the synthesis of *P*-chiral phosphines, see: (a) K. M. Pietrusiewicz and M. Zablocka, *Chem. Rev.*, 1994, **94**, 1375; (b) A. Grabulosa, J. Granell and G. Muller, *Coord. Chem. Rev.*, 2007, **251**, 25; (c) J. S. Harvey and

- V. Gouverneur, *Chem. Commun.*, 2010, **46**, 7477; (d) O. I. Kolodiazhnyi, *Tetrahedron: Asymmetry*, 2012, **23**, 1.
- 4 For selective examples, see: (a) K. Tani, L. D. Brown, J. Ahmed, J. A. Ibers, M. Yokota, A. Nakamura and S. Otsuka, *J. Am. Chem. Soc.*, 1977, **99**, 7876; (b) N. K. Roberta and S. B. Wild, *J. Am. Chem. Soc.*, 1979, **101**, 6254; (c) T. Imamoto, K. V. L. Crépy and K. Katagiri, *Tetrahedron: Asymmetry*, 2004, **15**, 2213; (d) D. Liu and X. Zhang, *Eur. J. Org. Chem.*, 2005, 646.
- 5 For selective examples, see: (a) O. Korpiun and K. Mislow, *J. Am. Chem. Soc.*, 1967, **89**, 4784; (b) D. Gatineau, L. Giordano and G. Buono, *J. Am. Chem. Soc.*, 2011, **133**, 10728; (c) O. Berger and J.-L. Montchamp, *Angew. Chem., Int. Ed.*, 2013, **52**, 11377; (d) S. Jugé, M. Stephan, J. A. Laffitte and J. P. Genet, *Tetrahedron Lett.*, 1990, **31**, 6357; (e) Z. S. Han, N. Goyal, M. A. Herbage, J. D. Sieber, B. Qu, Y. Xu, Z. Li, J. T. Reeves, J.-N. Desrosiers, S. Ma, N. Grinberg, H. Lee, H. P. R. Mangunuru, Y. Zhang, D. Krishnamurthy, B. Z. Lu, J. J. Song, G. Wang and C. H. Senanayake, *J. Am. Chem. Soc.*, 2013, **135**, 2474.
- 6 For selective examples, see: (a) J. R. Moncarz, N. F. Laritcheva and D. S. Glueck, *J. Am. Chem. Soc.*, 2002, **124**, 13356; (b) V. S. Chan, I. C. Stewart, R. G. Bergman and F. D. Toste, *J. Am. Chem. Soc.*, 2006, **128**, 2786; (c) C. Scriban and D. S. Glueck, *J. Am. Chem. Soc.*, 2006, **128**, 2788; (d) N. F. Blank, J. R. Moncarz, T. J. Bruncker, C. Scriban, B. J. Anderson, O. Amir, D. S. Glueck, L. N. Zakharov, J. A. Golen, C. D. Incarvito and A. L. Rheingold, *J. Am. Chem. Soc.*, 2007, **129**, 6847; (e) V. S. Chan, R. G. Bergman and F. D. Toste, *J. Am. Chem. Soc.*, 2007, **129**, 15122; (f) C. Scriban, D. S. Glueck, J. A. Golen and A. L. Rheingold, *Organometallics*, 2007, **26**, 1788; (g) B. J. Anderson, M. A. Guino-o, D. S. Glueck, J. A. Golen, A. G. DiPasquale, L. M. Liable-Sands and A. L. Rheingold, *Org. Lett.*, 2008, **10**, 4425; (h) V. S. Chan, M. Chiu, R. G. Bergman and F. D. Toste, *J. Am. Chem. Soc.*, 2009, **131**, 6021; (i) T. W. Chapp, D. S. Glueck, J. A. Golen, C. E. Moore and A. L. Rheingold, *Organometallics*, 2010, **29**, 378; (j) C. Li, W.-X. Li, S. Xu and W.-L. Duan, *Chin. J. Org. Chem.*, 2013, **33**, 799; (k) Y. Huang, Y. Li, P.-H. Leung and T. Hayashi, *J. Am. Chem. Soc.*, 2014, **136**, 4865; (l) C. Li, B.-L. Bian, S. Xu and W.-L. Duan, *Org. Chem. Front.*, 2014, **1**, 541; (m) Z.-J. Du, J. Guan, G.-J. Wu, P. Xu, L.-X. Gao and F.-S. Han, *J. Am. Chem. Soc.*, 2015, **137**, 632.
- 7 (a) J. Yin and S. L. Buchwald, *J. Am. Chem. Soc.*, 2000, **122**, 12051; (b) X. Shen, G. O. Jones, D. A. Watson, B. Bhayana and S. L. Buchwald, *J. Am. Chem. Soc.*, 2010, **132**, 11278; (c) W. Tang, N. D. Patel, G. Xu, X. Xu, J. Savoie, S. Ma, M.-H. Hao, S. Keshipeddy, A. G. Capacci, X. Wei, Y. Zhang, J. J. Gao, W. Li, S. Rodriguez, B. Z. Lu, N. K. Yee and C. H. Senanayake, *Org. Lett.*, 2012, **14**, 2258; (d) K. Li, N. Hu, R. Luo, W. Yuan and W. Tang, *J. Org. Chem.*, 2013, **78**, 6350; (e) G. Xu, W. Fu, G. Liu, C. H. Senanayake and W. Tang, *J. Am. Chem. Soc.*, 2014, **136**, 570; (f) K. Du, P. Guo, Y. Chen, Z. Cao, Z. Wang and W. Tang, *Angew. Chem., Int. Ed.*, 2015, **54**, 3033.
- 8 During preparation of the manuscript, two examples of palladium-catalyzed enantioselective C–H arylation for the synthesis of *P*-stereogenic phosphinic amides were reported: (a) Z.-Q. Lin, W.-Z. Wang, S.-B. Yan and W.-L. Duan, *Angew. Chem., Int. Ed.*, 2015, **54**, 6265; (b) L. Liu, A.-A. Zhang, Y. Wang, F. Zhang, Z. Zuo, W.-X. Zhao, C.-L. Feng and W. Ma, *Org. Lett.*, 2015, **17**, 2046.
- 9 For other applications of ligands L1–2 and L5–6 in catalysis, see ref. 7c–f and: (a) W. Tang, A. G. Capacci, X. Wei, W. Li, A. White, N. D. Patel, J. Savoie, J. J. Gao, S. Rodriguez, B. Qu, N. Haddad, B. Z. Lu, D. Krishnamurthy, N. K. Yee and C. H. Senanayake, *Angew. Chem., Int. Ed.*, 2010, **49**, 5879; (b) W. Tang, S. Keshipeddy, Y. Zhang, X. Wei, J. Savoie, N. D. Patel, N. K. Yee and C. H. Senanayake, *Org. Lett.*, 2011, **13**, 1366; (c) Q. Zhao, C. Li, C. H. Senanayake and W. Tang, *Chem. – Eur. J.*, 2013, **19**, 2261; (d) C. Li, G. Xiao, Q. Zhao, H. Liu, T. Wang and W. Tang, *Org. Chem. Front.*, 2014, **1**, 225; (e) G. Xu, Q. Zhao and W. Tang, *Chin. J. Org. Chem.*, 2014, **34**, 1919.
- 10 Ph<sub>3</sub>CCOOK, Ph<sub>2</sub>CHCOOCs, and potassium 2-(naphthalen-1-yl)acetate were also tested as bases and the highest ee value was 85%.
- 11 CCDC 1062715 contains the supplementary crystallographic data for this paper.
- 12 <sup>1</sup>H NMR and <sup>31</sup>P NMR spectra showed two atropisomers in a ratio of 2.2/1 at 25 °C.
- 13 For examples of reduction of chiral phosphine oxides, see ref. 5c–e and the following literatures: (a) T. Imamoto, S.-i. Kikuchi, T. Miura and Y. Wada, *Org. Lett.*, 2001, **3**, 87; (b) K. V. Rajendran and D. G. Gilheany, *Chem. Commun.*, 2012, **48**, 817.