

Polymer Chemistry

Accepted Manuscript

This article can be cited before page numbers have been issued, to do this please use: J. Kaff, M. N. Hodges, A. Moez, S. Zeitler, L. Pozzo and M. Golder, *Polym. Chem.*, 2026, DOI: 10.1039/D5PY01061F.



This is an Accepted Manuscript, which has been through the Royal Society of Chemistry peer review process and has been accepted for publication.

Accepted Manuscripts are published online shortly after acceptance, before technical editing, formatting and proof reading. Using this free service, authors can make their results available to the community, in citable form, before we publish the edited article. We will replace this Accepted Manuscript with the edited and formatted Advance Article as soon as it is available.

You can find more information about Accepted Manuscripts in the [Information for Authors](#).

Please note that technical editing may introduce minor changes to the text and/or graphics, which may alter content. The journal's standard [Terms & Conditions](#) and the [Ethical guidelines](#) still apply. In no event shall the Royal Society of Chemistry be held responsible for any errors or omissions in this Accepted Manuscript or any consequences arising from the use of any information it contains.

Pushing the Limits of Mechanochemical RAFT Polymerization Methods

Jason D. Kaff,^{†1} Mercie N. Hodges,^{†1} Abdul Moez,² Sarah M. Zeitler,¹ Lilo D. Pozzo,^{2,3} and Matthew R. Golder^{1,2*}

[†]These authors contributed equally to this work

¹Department of Chemistry, University of Washington, Seattle, WA 98195, US

²Molecular Engineering & Science Institute, University of Washington, Seattle, WA 98195, US

³Department of Chemical Engineering, University of Washington, Seattle, WA 98195, US

Abstract

Integral aspects of what is considered green chemistry include minimizing solvent use and utilizing energy-efficient methods to synthesize target materials. For polymer synthesis in particular, accessing copolymer sequences derived from immiscible feedstocks and masses in the ultra-high molecular weight regime (>1 MDa) often require specialized methods, extensive optimization, and may consume large amounts of energy. In this work, we report on the synthesis of diverse polyacrylates inspired by the principles of green chemistry using a streamlined ball mill grinding methodology. Mechanochemical reversible addition–fragmentation chain-transfer (**MR-RAFT**) polymerizations are used herein to synthesize multiblock copolymers from immiscible monomers and overcome viscosity restraints to reach ultra-high molecular weights. The ability to access these traditionally challenging-to-synthesize polymers using a (nearly) solvent-free method will enable the discovery of novel materials with minimal environmental impact.

Introduction

As polymers continue to be necessary for constructing high-demand commodity materials, the issue of polymer sustainability has become multifaceted.^{1,2} Polymers are renowned for their lightweight, durable qualities and low cost of production.^{3,4} However, they are also castigated for their persistence in the environment, shedding microplastics, and requiring high amounts of energy and solvent to synthesize.^{1,5–7} Addressing these issues requires a similarly multifaceted approach that considers consumption quantity,⁸ repurposing polymer waste,^{9–11} creating degradable or otherwise circular materials,^{12,13} and finding greener synthetic pathways for existing polymers.^{14–16} This work strives for the latter goal by generating diverse polyacrylates via mechanochemical polymerizations.

Polymerizations are traditionally driven by light, heat, or electricity, however recent efforts have focused on analogous processes driven by mechanochemistry. While work from Staudinger from nearly 100 years ago,¹⁷ as well as more contemporary findings, demonstrate the utility of polymer mechanochemistry for *destructive* processes,^{18,19} recent work has highlighted force-mediated reactions as viable means to synthesize myriad polymers.^{20,21} Indeed, ball mill grinding enables shorter reaction times, lowers energy and solvent consumption, and facilitates the synthesis of materials from immiscible building blocks.^{16,22,23} Inspired by seminal works from Esser-Kahn,²⁴ Matyjaszewski,²⁵ Bielawski,²⁶ as well as more recent publications from Pang²⁷ and Stenzel,²⁸ previous work from our group explored the utility of ball mill grinding with piezoelectric nanoparticles to drive redox chemistry (i.e., mechanochemical catalysis) for free radical polymerization (FRP) and reversible addition–fragmentation chain transfer (RAFT) polymerization reactions (**Figure 1A**).^{29,30} In this prior work, diblock and random copolymer formulations were synthesized from immiscible building blocks, but additional chain extension

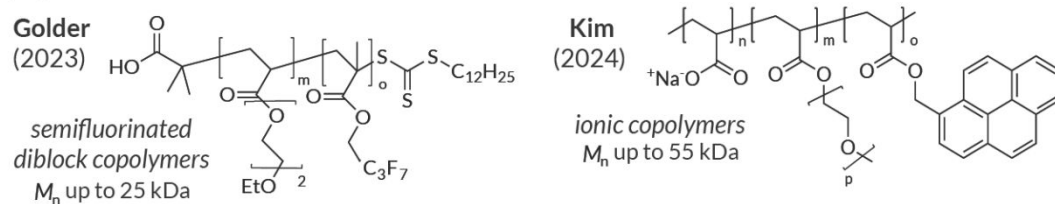


was not pursued. Multiblock copolymers have the potential to self-assemble into unique topologies with applications in drug delivery, optoelectronics, and as polyelectrolytes; ball mill mechanochemistry offers experimental simplicity to access these formulations.^{31–38} Recent work from Kim exemplifies this paradigm through the synthesis of “mechano-exclusive” macromolecules using ROMP and free-radical polymerization (**Figure 1A**),³⁷ but multiblock structures remained unrealized.

We were additionally intrigued by the relatively low dispersity ($D < 1.6$) and high molar masses (M_n up to 940 kDa) afforded by our prior mechanoredox FRP work despite the high bulk viscosities realized during the reactions.³⁰ Ultra-high molecular weight (UHMW) polymers ($M_n > 10^6$ Da) are industrially relevant and highly desirable materials due to their extensive chain entanglement which endows increased tensile strength, environmental resistance, and adhesive properties.^{39–44} However, the drastic increase in viscosity that accompanies high chain growth makes the synthesis of UHMW polymers exceptionally challenging, necessitating a large excess of solvent, extended reaction times, or complex and energy-intensive conditions.^{42–47}

In this work, we expand the utility of mechanoredox RAFT (**MR-RAFT**) by exploring the limits of triblock copolymer synthesis, including examples comprised of mutually immiscible monomers, and accessing UHMW polymers up to 3.2 MDa in a single milling vessel (**Figure 1B**). These feats are enabled in part by liquid-assisted grinding (LAG), where a nominal amount of solvent (6% v/w, relative to the mass of reactants) is added to the milling jar to act as a mild lubricant and facilitate productive contact between reagents.^{48–50} Although its precise role is variable and currently not well understood, we suggest that in our cases the use of a LAG solvent (DMF) may 1) improve reagent compatibility to support the combination of immiscible monomers, 2) marginally temper the viscosity of growing high molecular weight chains in localized “solution-like” regions, and 3) act as a plasticizer to depress the polymer’s T_g and enhance collisional forces from the milling media.^{48,51,52} In any case, the significantly reduced amount of solvent and energy required to perform MR-RAFT polymerizations make it a sustainable method that we demonstrate herein to have great promise for obtaining novel and synthetically challenging materials.

(A) Selected Mechanochemical Vinyl Polymerizations:



(B) This Work:

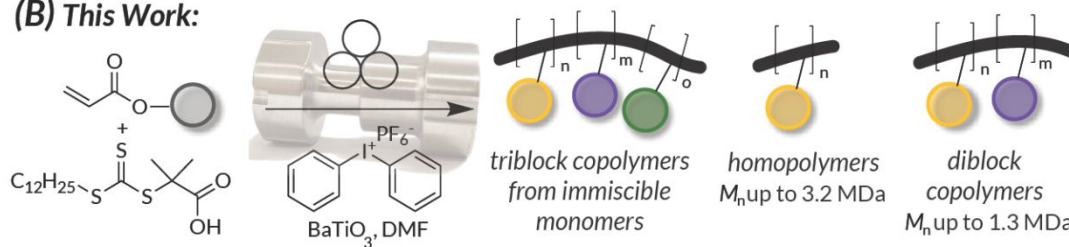


Figure 1: (A) Previous work showcasing mechanochemically synthesized copolymers derived from immiscible vinylic monomers.^{29,37} (B) This work features the ability MR-RAFT to access triblock copolymers from immiscible monomers and UHMW homopolymers and diblock copolymers.



Results and Discussion

To synthesize the polymers presented herein (**Figure 1B**), tetragonal barium titanate (*tet*-BaTiO₃, 15 wt%) piezoelectric nanoparticles, diphenyl iodonium hexafluorophosphate (radical initiator), and the chain transfer agent (CTA) 2-(dodecylthiocarbonothioylthio)-2-methylpropionic acid (DDMAT) were first added to a 1.5 or 5 mL stainless steel milling jar with one 5 or 8 mm stainless steel milling ball, respectively (**Table S1**). Under nitrogen, anhydrous DMF (6% v/w) was added for liquid-assisted grinding (LAG) followed by an acrylate monomer that immediately prior was filtered through basic alumina to remove its inhibitor. The milling jar was sealed under an inert atmosphere, transferred to the ball mill and shaken at 30 Hz for ≥3 hours. Subsequent blocks were added under nitrogen in a similar fashion; detailed experimental procedures can be found in the Supplementary Information. These materials were characterized by gel permeation chromatography with multi-angle light scattering (GPC-MALS), and the monomer conversion was determined by ¹H NMR spectroscopy.

Utilizing MR-RAFT, we initially synthesized triblock copolymers with ABA sequences, targeting blocks lengths with degrees of polymerization (DPs) from 100 to 500. Our initial efforts demonstrate the modular growth of MR-RAFT polymers that we attribute to the high chain-end fidelity and high monomer conversion (as measured by ¹H NMR spectroscopy) previously observed in our earlier MR-RAFT work.²⁹ For instance, in an emblematic ABA copolymer of *tert*-butyl acrylate (*t*BA) and methyl acrylate (MA), referred to as poly(*t*BA-*b*-MA-*b*-*t*BA), the GPC traces (**Figure 2**) following the first block (B1) show concomitant decreases in retention time, indicating modular attachment of blocks 2 and 3 (B2 and B3). High chain-end fidelity is supported by these consecutive monomodal GPC traces.

In our workflow, the M_n of B1 was first determined by GPC-MALS (e.g., 21 kDa, **Table 1**, entry 1). Then, we elected to use ¹H NMR spectroscopy as a practical method to characterize the subsequent chain-extended polymers. For example, with an ABA triblock copolymer, we first normalized diagnostic ¹H NMR signals from monomer B (B2) to the known total of monomer A protons (B1) as initially assessed by GPC-MALS. Then after the addition of the final block (B3), the total mass fraction of monomer A can be referenced back to mass fraction of monomer B; subtracting the known amount of monomer A from B1 (determined by GPC-MALS) can ultimately yield the M_n of B3 (see **Equations S1–S4**). This convenient analytical approach allowed us to determine incremental molar masses without needing an accurate dn/dc value for each chain-extended sample. While we recognize this strategy may introduce error into molar mass measurements, the potential for solution-state self-assembly given the diversity of monomers utilized dissuaded us from pursuing conventional GPC column calibration techniques. In this specific example, B2 is shown to have an M_n of 11 kDa and B3 an M_n of 23 kDa (**Table 1**, entry 1), giving the final triblock copolymer a final molar mass of 55 kDa.

Differential scanning calorimetry (DSC) further confirmed the presence of two distinct monomer blocks in the final ABA triblock copolymer; two glass transitions were observed, with T_g values of 14 °C and 38 °C corresponding to the MA and *t*BA blocks, respectively (**Figure S31**). Diffusion-ordered spectroscopy (DOSY) was performed on select materials (**Figures S32–S34**), likewise confirming the successful addition of new blocks by the presence of a single macromolecular species in each case. **Table 1**, entry 2 highlights the unique combination of two immiscible monomers, 2-methoxyethyl acrylate (2-MEA) and 2,2,3,3,4,4,4-heptafluorobutyl acrylate (HFBA), into an ABA triblock copolymer. Importantly, high monomer conversions



(>86%, **Figures S2–S4**) are observed for B1 and B2 in these examples such that chain extension essentially occurs with only the newly added monomer to make a uniform block, rather than random addition of new monomer with unreacted B1 or B2 monomer. Moreover, the trace amount of solvent used enables essentially complete mass recovery from the milling vessels with full conversion.

It is worth noting the potential effects of variable headspace volume in the milling jars upon each addition of liquid monomer, as well as between different trials which may be run at slightly different scales. Although no oxygen is present inside the milling jar, the volume occupied by the reagents may impact the magnitude of the forces applied based on the free volume the milling media is able to travel through. A recent report from Batteas and Felts quantified the collisional forces applied by a vibratory ball mill based on, among other variables, the milling jar's fill ratio; they observed a gradual decrease in both the forces applied and reaction conversion as the fill ratio was increased.⁵³ We propose similar phenomena would be observed with MR-RAFT in our 1.5 and 5 mL milling jars to effect conversion. A specific example highlighting the impact of fill ratio is briefly described in our UHMW studies (*vide infra*).

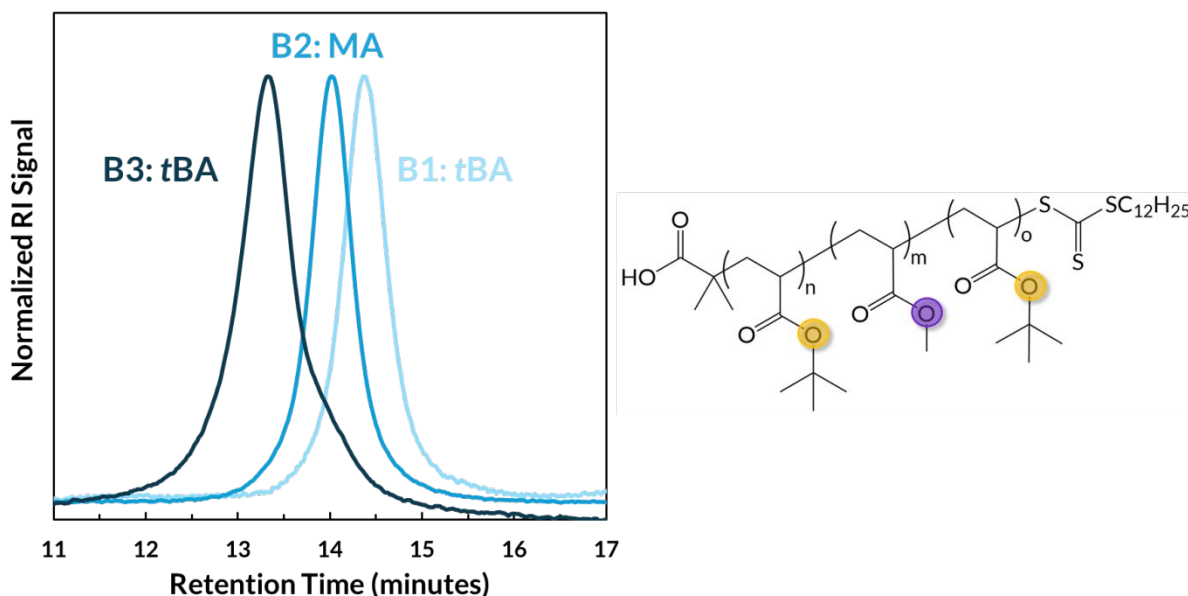


Figure 2: A representative GPC trace of an ABA triblock copolymer, poly(*t*BA-*b*-MA-*b*-*t*BA), and its structure (**Table 1**, entry 1).

Table 1: ABA triblock copolymers formulations and properties. M_n of B1 was determined by GPC-MALS. M_n of subsequent blocks were calculated by ^1H NMR spectroscopy, referencing to the known amount of B1 (see **Equations S1–S4**). Each block was added over 3 h of milling time at 30 Hz.

Entry	A / B / A Monomer Sequence [Target DPs]	Conversion (%) (B1 / B2 / B3)	$M_{n, \text{MALS}}$ B1 (kDa) [DP]	$M_{n, \text{NMR}}$ B2 (kDa) [DP]	$M_{n, \text{NMR}}$ B3 (kDa) [DP]	\bar{D} (B1 / B2 / B3)
1	<i>t</i> BA / MA / <i>t</i> BA [200 / 200 / 200]	>95 / >95 / >95	21 [162]	11 [125]	21 [167]	<1.1 / <1.1 / <1.1
2	2-MEA / HFBA / 2-MEA [100 / 200 / 100]	88 / >95 / 95	15 [120]	51 [199]	17 [127]	<1.1 / <1.1 / 1.2
3	<i>t</i> BA / HFBA / <i>t</i> BA [100 / 100 / 100]	>95 / >95 / >95	10 [80]	22 [88]	8.2 [64]	<1.1 / <1.1 / 1.3



We next carried out similar MR-RAFT syntheses targeting ABC triblock copolymers (**Figure 3**) to explore additional structural complexity using. While Kim demonstrated the use of mechanochemical radical polymerizations to access *random* copolymers from chemically disparate monomers,³³ the use of controlled radical techniques with three separate monomers remained unrealized prior to this work. We again utilized GPC-MALS to measure M_n of B1, establishing an internal DP standard for subsequent analytical measurements using ^1H NMR spectroscopy (*vide supra*). The utility of MR-RAFT was showcased by the inclusion of a fluorinated comonomer at different positions in the ABC sequence where we indeed retain control with each chain extension as evidenced by monomodal GPC traces (**Figures S18–S19**). Again, high conversion was observed for each block with the exception of 2-MEA in poly(*t*BA-*b*-HFBA-*b*-2-MEA) (**Table 2**, entry 1, B3) which exhibited only 37% conversion; lower conversion may be responsible for a shorter B3 than expected (i.e., DP = 23 with target DP = 50). Nonetheless, this issue does not affect the blocky nature of the material; its DOSY spectrum (**Figure S33**) shows a single macromolecular species with resonances corresponding to all three monomers with similar diffusion coefficients.

While accessing semi-fluorinated acrylate copolymers often requires a fluorinated reaction component (e.g., solvent, catalyst, CTA),^{54–59} recent work from Chen demonstrates that judicious tuning of the CTA in photo-induced RAFT affords excellent control over molar mass, dispersity, and sequence *without* these exogenous fluorinated moieties.⁶⁰ Likewise, MR-RAFT does not require additional fluorinated components to attain semi-fluorinated diblock copolymers. Even when three mutually immiscible monomers are utilized, exhaustive solvent optimization is not required; a small volume of DMF as a LAG solvent is sufficient to effect controlled polymer growth.⁶¹

To further emphasize the difference between MR-RAFT and traditional solution-state analogs, we attempted to synthesize poly(*t*BA-*b*-DEGEEA-*b*-HFBA) (**Table 2**, entry 2) through conventional thermal RAFT in DMF (see Supplementary Information for experimental details). Although near complete monomer conversion was observed after 24 h for each block (**Figure S8**), no clear shifts in retention time were present in the corresponding GPC traces (**Figure S20**), which also exhibited broad, ill-defined shoulders, indicating the presence of multiple macromolecular species. Importantly, the shoulder observed in the final ABC GPC trace exhibits a broad negative RI signal which is typical of fluorinated polymers in chloroform, suggesting some amount of HFBA homopolymerization. Therefore, the vastly different GPC traces measured here suggest that classical solvothermal RAFT is incapable of accessing block copolymers such as those in **Table 2** from immiscible monomer feedstocks, as previously noted by Hawker⁵⁶ and Chen,⁶⁰ further demonstrating the potential of MR-RAFT to facilitate material discovery.



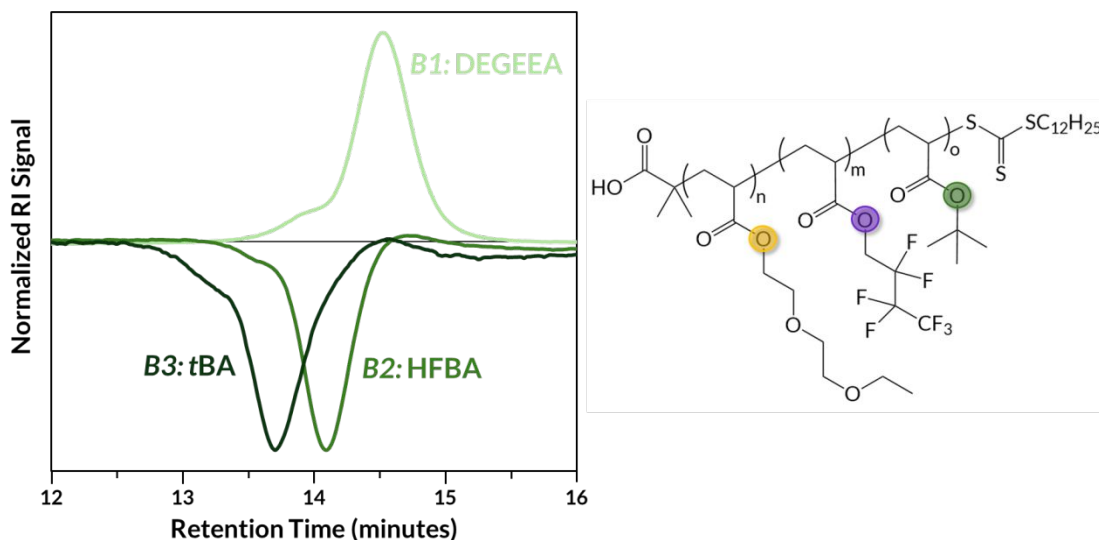


Figure 3: A representative GPC trace of an ABC triblock copolymer, poly(DEGEEA-*b*-HFBA-*b*-tBA), and its structure (Table 2, entry 3).

Table 2: ABC triblock copolymer formulations and properties. M_n of B1 was calculated by GPC-MALS. M_n of subsequent blocks were calculated by ^1H NMR spectroscopy, referencing to the known amount of B1 (see Equations S1–S4). Each block was added over 3 h of milling time at 30 Hz.

Entry	A / B / C Monomer Sequence [Target DPs]	Conversion (%) (B1 / B2 / B3)	$M_{n, \text{MALS}}$ B1 (kDa) [DP]	$M_{n, \text{NMR}}$ B2 (kDa) [DP]	$M_{n, \text{NMR}}$ B3 (kDa) [DP]	\bar{D} (B1 / B2 / B3)
1	tBA / HFBA / 2-MEA [100 / 50 / 50]	>95 / >95 / 37	13 [104]	15 [60]	3.1 [23]	<1.1 / <1.1 / <1.1
2	tBA / DEGEEA / HFBA [200 / 100 / 100]	>95 / >95 / 87	23 [179]	23 [121]	28 [107]	<1.1 / <1.1 / 1.2
3	DEGEEA / HFBA / tBA [100 / 100 / 100]	>95 / 86 / >95	19 [100]	24 [94]	17 [133]	<1.1 / <1.1 / <1.1

To explore potential self-assembly of the ABC triblock copolymers, an emblematic sample, poly(DEGEEA-*b*-HFBA-*b*-tBA) (Figure 3 and Table 2, entry 3), was analyzed using small-angle X-ray scattering (SAXS) (Figure 4). A sharp principal peak at $q = 0.011 \text{ \AA}^{-1}$ ($d = 2\pi/q = 57 \text{ nm}$) was observed, along with 7 higher order integer reflections ($2q, 3q, 4q, 5q, 7q, 8q, 9q$) indicative of a lamellar morphology (Table S3). Interestingly, the second reflection has a higher intensity than that of the first, which has been observed in other ABC triblock copolymers.⁶² One possible mechanism behind this behavior is the influence of form factor minimums coinciding with structure factor maximums.⁶³ The graded composition between the blocks may also play a role, resulting in electron densities that deviate from step function harmonics.⁶⁴



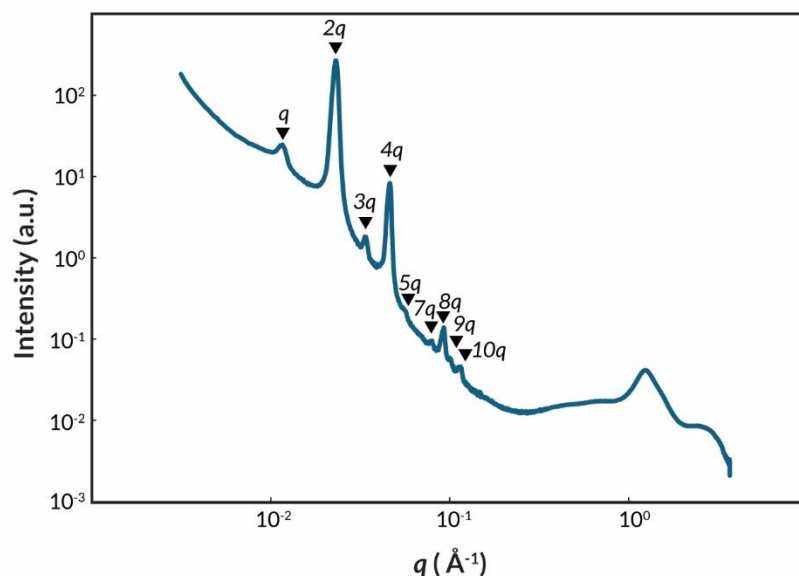


Figure 4: SAXS data of a representative ABC triblock copolymer, poly(DEGEEA-*b*-HFBA-*b*-tBA) (Table 2, entry 3), showing a lamellar architecture. $d = 57$ nm.

Having demonstrated the ability to overcome miscibility restraints using MR-RAFT, we then strove to push the limits of obtainable molar masses towards ultra-high molecular weight (UHMW) polymers. Balancing the rates of termination and propagation such that the former is much lower while maintaining chain end fidelity are crucial for obtaining UHMW materials. The high bulk viscosity of such large polymers can limit chain end diffusion, induce phase separation, and give rise to the Trommsdorff effect through uncontrolled propagation.^{42,45,65,66} Early examples from Sahoo,⁶⁷ Matyjaszewski,⁶⁸ and Rzyayev⁶⁹ employed methods based on atom-transfer radical polymerization (ATRP) to access UHMW materials, although scaling solution-state ATRP processes is challenging. While capable of exceeding 9 MDa, a more recent method developed by Matyjaszewski and Maksym that enhances photo-ATRP with high pressure is quite energy-intensive (e.g., 530 nm light and 225 MPa of pressure maintained over 48 h).⁷⁰ Sumerlin has recently reported on photoiniferter mini-emulsion RAFT polymerizations to overcome viscosity limitations, whereby viscous polymerization events are isolated in aqueous droplets dispersed within a bulk cyclohexane solution, enabling access to UHMW polymers in excess of 1.9 MDa.^{43,44} Similar strategies allow access to UHMW homopolymers and block copolymers in excess of 5.0 MDa through light-mediated reversible-deactivation radical polymerizations (RDRP), taking advantage of solvophobic water droplets or self-assembled polymer nanoparticles, among other strategies, to maintain low viscosity solutions.^{43,44,47,71–74} However, in these heterogeneous reaction mixtures, the need for specific surfactants, water-soluble monomers, and/or specialized reactors for maximal light penetration may hinder the scalability and compatibility of such systems.



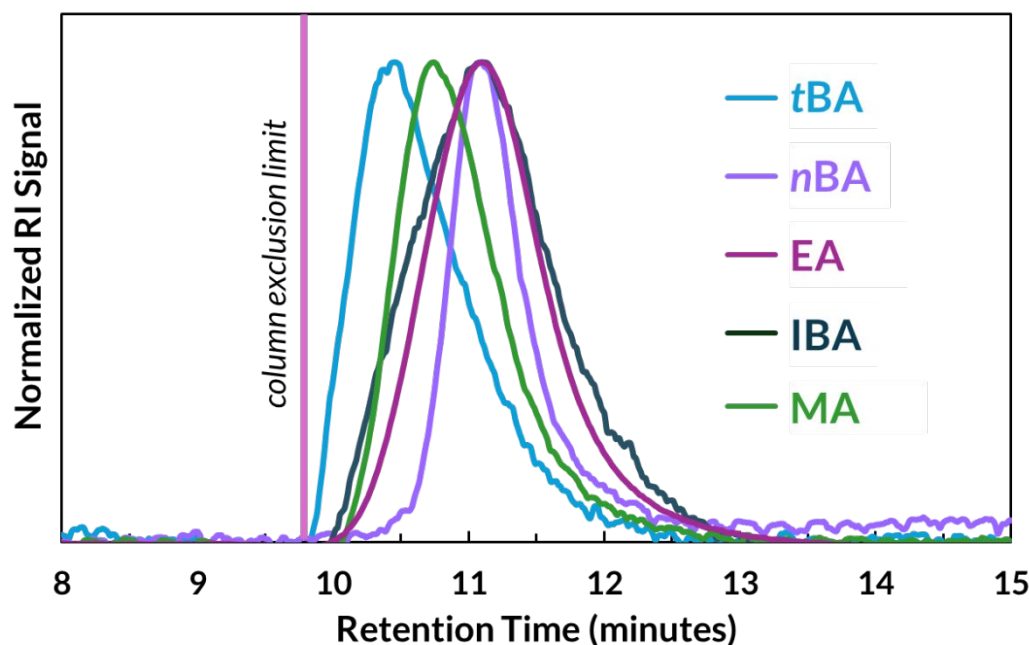


Figure 5: GPC traces of UHMW acrylate homopolymers (Table 3, entries 1–5). IBA = isobornyl acrylate.

With these precedents in mind, we surmised that ball mill grinding at high frequencies (i.e., 30 Hz) would sufficiently mix the reaction components and ensure reversible termination remains operative as viscosity increases, thereby mitigating the Trommsdorff effect. To test our hypothesis, we implemented MR-RAFT with significantly increased $[M_0]/[CTA]$ ($\geq 18,000$) for various acrylate monomers and observed moderate to high monomer conversion (43–95%) by ^1H NMR spectroscopy (Table 3, entries 1–5, and Figures S9–S13) over 3–6 h of milling time; these are notably shorter reactions than many complementary methods of synthesizing UHMW polymers.^{40,42,68,70,73,75,76} The variability in conversion may be attributable to the monomer-dependent change in viscosity with increasing molecular weight, creating substantially different force environments that are challenging to predict. GPC traces of these homopolymers reveal retention times approaching the exclusion limit of our columns (Figure 5), with $M_{w, \text{MALS}} = 1.1$ – 3.2 MDa. We elect to report M_w for our UHMW polymers since unlike M_n , it does not rely on effective column separation.⁷⁷ Likewise, we cannot reliably determine dispersity for these samples, nor the true experimental DP which is dependent on M_n . In targeting such high molar masses, we also observed limited solubility of certain polymers in our CHCl_3 GPC eluent, including poly(DEGEEA), poly(HFBA), poly(2-MEA), and poly(2-hydroxyethyl acrylate), although we suppose MR-RAFT may still be capable of bringing these polymers to the UHMW regime.

To probe the effect of fill ratio (*vide supra*) on the synthesis of these UHMW species, we prepared two 5 mL milling jars with analogous reactions at different scales (see Table S2), targeting a DP of 35,000 for methyl acrylate (MA). Surprisingly, the jar with the higher fill ratio (0.60) yielded a larger poly(MA) (1.4 MDa, Table 3, entry 5) than the jar with the slightly lower fill ratio (0.49, 0.83 MDa). This unusual finding points towards the markedly different and often unpredictable force environments experienced inside the milling jars even with slight changes in the polymerization scale. Further investigation into this phenomenon is ongoing.



Table 3: Monomers and conditions used to synthesize UHMW polymers and resulting monomer conversion and molecular weights. For the UHMW diblock copolymers, the M_n of B1 was determined by GPC-MALS and the M_n of B2 was calculated using ^1H NMR spectroscopy (**Figures S14** and **S15**) with B1 as an internal standard. IBA = isobornyl acrylate.

Entry	Monomer	$[M_0]/[CTA]$	Milling Time (h)	Conversion (%)	$M_{n,theo}$ (MDa)	M_w , MALS B1 (MDa) [est. DP] ^a	M_n , NMR B2 (MDa) [est. DP]
1	<i>t</i> BA	18,000	3	95	2.3	2.0 [16,000]	–
2	<i>n</i> BA	20,000	6	43	2.6	1.2 [9,100]	–
3	EA	20,000	6	77	2.0	1.1 [11,000]	–
4	IBA	20,000	6	54	4.2	3.2 [12,000]	–
5	MA	35,000	6	68	3.0	1.4 [16,000]	–
6	<i>t</i> BA / 2-MEA	15,000 / 5,000	3 / 6	85 / 92	1.9 / 0.65	0.63 ^b [4,900]	0.55 [4,200]
7	<i>t</i> BA / EA	10,000 / 10,000	3 / 6	>95 / 87	1.3 / 1.0	0.60 ^b [4,700]	0.71 [7,100]

^a Experimental DP is properly calculated from M_n , but since we report M_w due to its independence from column separation, we can only approximate DP based on M_w .

^b For the UHMW diblock copolymers, M_n is reported for the first block since it is far enough removed from the exclusion limit of our columns to afford good separation. Therefore, the DPs reported for entries 6 and 7 are the true experimental DPs.

Importantly, we also demonstrate chain end fidelity is retained at high molecular weights; a 0.63 MDa poly(*t*BA) was further extended through MR-RAFT with a second monomer, 2-methoxyethyl acrylate (2-MEA), to afford an UHMW diblock copolymer with a final M_n of 1.16 MDa (**Table 3**, entry 6, and **Figure S21**). A similar result was obtained with poly(*t*BA-*b*-EA) (**Table 3**, entry 7, and **Figure S22**) that surpassed 1.3 MDa.

Ball mill grinding has been used extensively to depolymerize and degrade materials, yet counterintuitively, we are able to access UHMW polymers mechanochemically which should ostensibly invoke chain cleavage.^{19,52,78} Our findings may be a result of the increasing viscosity that coincides with chain growth, which would dampen the forces applied by the milling media to an extent that mitigates backbone cleavage. Mark–Houwink–Sakurada plots of the UHMW homopolymers reported (**Figures S24–S28**) all show slopes consistent with non-branched materials (>0.5), suggesting homolytic backbone cleavage is not occurring.^{79,80}

Conclusion

In conclusion, we have demonstrated the broader applications of MR-RAFT to access novel block copolymer formulations and ultra-high molecular weight materials. The chain extension of diblock macro-CTAs into triblock copolymers with ABA or ABC architectures was successful using a range of acrylate monomers. A notable example combining immiscible monomers,



poly(DEGEEA-*b*-HFBA-*b*-*t*BA), self assembles into well-defined lamellae as assessed by small angle X-ray scattering. We also pushed the limits of molar masses obtainable through MR-RAFT, accessing homopolymers up to 3.2 MDa and diblock copolymers over 1.3 MDa. The implementation of liquid-assisted grinding with minimal DMF enabled these complementary processes, which represent a key step towards sustainable polymer syntheses. We envision MR-RAFT facilitating rapid material discovery due to its broad monomer compatibility, essentially complete material recovery, and relatively short reaction times. With mechanochemistry as a growing industrial interest, MR-RAFT shows potential for large-scale, green polymerizations.

Author Contributions

J.D.K., M.N.H., S.M.Z., and M.R.G. conceived of the ideas. M.N.H. and J.D.K. conducted synthetic experiments and analyzed polymers in solution. A.M. and L.D.P. conducted SAXS experiments, processed the data, and analyzed the results. J.D.K., M.N.H. and M.R.G. wrote the manuscript. All authors discussed and edited the manuscript. J.D.K. designed and drew the Table of Contents image.

Conflicts of Interest

There are no conflicts to declare.

Data Availability

The data supporting this article have been included as part of the Supplementary Information.

Acknowledgements

This work was supported by generous start-up funds from the University of Washington. M.N.H. acknowledges the University of Washington Clean Energy Institute for a graduate research fellowship. The authors also acknowledge the use of facilities and instrumentation supported by the NSF through the MRI program (DMR-211-6265) and the UW Molecular Engineering Materials Center (MEM-C), an NSF MRSEC (DMR-2308979). This material is based in part upon work supported by the state of Washington through the University of Washington Clean Energy Institute. NMR spectroscopy resources are supported under NIH S10 OD030224-01A1. The authors would also like to thank Nicholas P. Serck for his assistance in collecting and processing the DOSY spectra.



References

- 1 R. Geyer, J. R. Jambeck and K. L. Law, *Sci. Adv.*, 2017, **3**, 25–29.
- 2 S. B. Borrelle, J. Ringma, K. L. Law, C. C. Monnahan, L. Lebreton, A. McGivern, E. Murphy, J. Jambeck, G. H. Leonard, M. A. Hilleary, M. Eriksen, H. P. Possingham, H. De Frond, L. R. Gerber, B. Polidoro, A. Tahir, M. Bernard, N. Mallos, M. Barnes and C. M. Rochman, *Science*, 2020, **369**, 1515–1518.
- 3 D. Feldman, *Des. Monomers Polym.*, 2008, **11**, 1–15.
- 4 D. M. Evans, R. Parsons, P. Jackson, S. Greenwood and A. Ryan, *Glob. Environ. Chang.*, 2020, **65**, 102166.
- 5 A. Ragusa, A. Svelato, C. Santacroce, P. Catalano, V. Notarstefano, O. Carnevali, F. Papa, M. C. A. Rongioletti, F. Baiocco, S. Draghi, E. D'Amore, D. Rinaldo, M. Matta and E. Giorgini, *Environ. Int.*, 2021, **146**, 106274.
- 6 C. Fuschi, H. Pu, M. MacDonell, K. Picel, M. Negri and J. Chen, *ACS Sustain. Chem. Eng.*, 2022, **10**, 14074–14091.
- 7 H. Brunn, G. Arnold, W. Körner, G. Rippen, K. G. Steinhäuser and I. Valentin, *Environ. Sci. Eur.*, 2023, **35**, 20.
- 8 B. Bahramian, A. Fathi and F. Dehghani, *Polym. Degrad. Stab.*, 2016, **133**, 174–181.
- 9 O. Guselnikova, O. Semyonov, E. Sviridova, R. Gulyaev, A. Gorbunova, D. Kogolev, A. Trelin, Y. Yamauchi, R. Boukherroub and P. Postnikov, *Chem. Soc. Rev.*, 2023, **52**, 4755–4832.
- 10 A. A. Garforth, S. Ali, J. Hernández-Martínez and A. Akah, *Curr. Opin. Solid State Mater. Sci.*, 2004, **8**, 419–425.
- 11 M. Okan, H. M. Aydin and M. Barsbay, *J. Chem. Technol. Biotechnol.*, 2019, **94**, 8–21.
- 12 X.-H. Wang, *Chinese J. Polym. Sci.*, 2022, **40**, 431–432.
- 13 L. T. J. Korley, T. H. Epps, B. A. Helms and A. J. Ryan, *Science*, 2021, **373**, 66–69.
- 14 F. Kurul, B. Doruk and S. N. Topkaya, *Discov. Chem.*, 2025, **2**, 68.
- 15 P. Anastas and N. Eghbali, *Chem. Soc. Rev.*, 2010, **39**, 301–312.
- 16 K. J. Ardila-Fierro and J. G. Hernández, *ChemSusChem*, 2021, **14**, 2145–2162.
- 17 H. Staudinger and W. Heuer, *Ber. Dtsch. Chem. Ges.*, 1934, **67**, 1159–1164.
- 18 J. Zhou, T. Hsu and J. Wang, *Angew. Chem., Int. Ed.*, 2023, **62**, e202300768.
- 19 S. Aydonat, A. H. Hergesell, C. L. Seitzinger, R. Lennarz, G. Chang, C. Sievers, J. Meisner, I. Vollmer and R. Göstl, *Polym. J.*, 2024, **56**, 249–268.
- 20 X. Zhang, C. Lu and M. Liang, *J. Polym. Res.*, 2009, **16**, 411–419.
- 21 J. Ghosh, S. Ghorai, S. Bhunia, M. Roy and D. De, *Polym. Eng. Sci.*, 2018, **58**, 74–85.



- 22 S. Zhang, L. Han, H. Bai, C. Li, X. Wang, Z. Yang, M. Zai, H. Ma and Y. Li, *ACS Sustain. Chem. Eng.*, 2021, **9**, 8053–8058.
- 23 V. Canale, M. Kamiński, W. Trybała, M. Abram, K. Marciniec, X. Bantreil, F. Lamaty, J. R. Parkitna and P. Zajdel, *ACS Sustain. Chem. Eng.*, 2023, **11**, 16156–16164.
- 24 H. Mohapatra, M. Kleiman and A. P. Esser-Kahn, *Nat. Chem.*, 2017, **9**, 135–139.
- 25 Z. Wang, Z. Wang, X. Pan, L. Fu, S. Lathwal, M. Olszewski, J. Yan, A. E. Enciso, Z. Wang, H. Xia and K. Matyjaszewski, *ACS Macro Lett.*, 2018, **7**, 275–280.
- 26 H. Y. Cho and C. W. Bielawski, *Angew. Chem., Int. Ed.*, 2020, **59**, 13929–13935.
- 27 M. Zhou, Y. Zhang, G. Shi, Y. He, Z. Cui, X. Zhang, P. Fu, M. Liu, X. Qiao and X. Pang, *ACS Macro Lett.*, 2023, **12**, 26–32.
- 28 M. D. Nothling, J. E. Daniels, Y. Vo, I. Johan and M. H. Stenzel, *Angew. Chem., Int. Ed.*, DOI:10.1002/anie.202218955.
- 29 P. Chakma, S. M. Zeitler, F. Baum, J. Yu, W. Shindy, L. D. Pozzo and M. R. Golder, *Angew. Chem., Int. Ed.*, 2023, **62**, e202215733.
- 30 S. M. Zeitler, P. Chakma and M. R. Golder, *Chem. Sci.*, 2022, **13**, 4131–4138.
- 31 O. Okay, *Polymer*, 1999, **40**, 4117–4129.
- 32 C. P. Hsu and L. J. Lee, *Polymer*, 1993, **34**, 4516–4523.
- 33 E. J. Kim, J. J. Shin, G. S. Lee, S. Kim, S. Park, J. Park, Y. Choe, D. Lee, J. Choi, J. Bang, Y. H. Kim, S. Li, S.-M. Hur, J. G. Kim and B. J. Kim, *Macromolecules*, 2022, **55**, 1590–1599.
- 34 W. Zhang, M. Huang, S. al Abdullatif, M. Chen, Y. Shao-Horn and J. A. Johnson, *Macromolecules*, 2018, **51**, 6757–6763.
- 35 K. Ponnusamy, R. P. Babu and R. Dhamodharan, *J. Polym. Sci. Part A Polym. Chem.*, 2013, **51**, 1066–1078.
- 36 G. S. Lee, B. R. Moon, H. Jeong, J. Shin and J. G. Kim, *Polym. Chem.*, 2019, **10**, 539–545.
- 37 G. S. Lee, H. S. Lee, N. Kim, H. G. Shin, Y. H. Hwang, S. J. Lee and J. G. Kim, *Macromolecules*, 2024, **57**, 9408–9418.
- 38 A. Sarkar, R. Sasmal, A. Das, A. Venugopal, S. S. Agasti and S. J. George, *Angew. Chem., Int. Ed.*, 2021, **60**, 18209–18216.
- 39 J. D. Marquez, K. A. Stewart, K. C. Stevens, B. J. Ryder, T. H. Le, N. B. Wei, W. J. Choi, Y. Huang, B. S. Sumerlin and A. M. Evans, *J. Am. Chem. Soc.*, 2025, **147**, 29223–29231.
- 40 C. Hwang, S. Shin, D. Ahn, H. J. Paik, W. Lee and Y. Yu, *ACS Appl. Mater. Interfaces*, 2023, **15**, 58905–58916.
- 41 Z. An, *ACS Macro Lett.*, 2020, **9**, 350–357.
- 42 S. Zhu, W. Kong, S. Lian, A. Shen, S. P. Armes and Z. An, *Nat. Synth.*, 2025, **4**, 15–30.



- 43 C. L. G. Davidson, M. E. Lott, L. Trachsel, A. J. Wong, R. A. Olson, D. I. Pedro, W. G. Sawyer and B. S. Sumerlin, *ACS Macro Lett.*, 2023, **12**, 1224–1230.
- 44 R. A. Olson, M. E. Lott, J. B. Garrison, C. L. G. Davidson, L. Trachsel, D. I. Pedro, W. G. Sawyer and B. S. Sumerlin, *Macromolecules*, 2022, **55**, 8451–8460.
- 45 J. M. Nölle, S. Primpke, K. Müllen, P. Vana and D. Wöll, *Polym. Chem.*, 2016, **7**, 4100–4105.
- 46 N. P. Truong, M. V. Dussert, M. R. Whittaker, J. F. Quinn and T. P. Davis, *Polym. Chem.*, 2015, **6**, 3865–3874.
- 47 L. E. Diodati, A. J. Wong, M. E. Lott, A. G. Carter and B. S. Sumerlin, *ACS Appl. Polym. Mater.*, 2023, **5**, 9714–9720.
- 48 M. E. Skala, S. M. Zeitler and M. R. Golder, *Chem. Sci.*, 2024, **15**, 10900–10907.
- 49 I. D'Abbrunzo and D. Hasa, *CrystEngComm*, 2026, Advance Article.
- 50 P. Ying, J. Yu and W. Su, *Adv. Synth. Catal.*, 2021, **363**, 1246–1271.
- 51 S. A. Salami, M. H. Manyeruke, C. I. Ezekiel, U. N. Ndagano, J. B. Safari, S. O. Amusat and R. W. M. Krause, *Res. Chem.*, 2025, **18**, 102675.
- 52 G. I. Peterson, W. Ko, Y. J. Hwang and T. L. Choi, *Macromolecules*, 2020, **53**, 7795–7802.
- 53 E. Nwoye, K. Floyd, J. Batteas and J. Felts, *RSC Mechanochem.*, 2025, **2**, 911–922.
- 54 H. Gong, Y. Zhao, X. Shen, J. Lin and M. Chen, *Angew. Chem., Int. Ed.*, 2018, **57**, 333–337.
- 55 H. Gong, Y. Gu and M. Chen, *Synlett*, 2018, **29**, 1543–1551.
- 56 E. H. Discekici, A. Anastasaki, R. Kaminker, J. Willenbacher, N. P. Truong, C. Fleischmann, B. Oschmann, D. J. Lunn, J. R. De Alaniz, T. P. Davis, C. M. Bates and C. J. Hawker, *J. Am. Chem. Soc.*, 2017, **139**, 5939–5945.
- 57 N. G. Taylor, S. H. Chung, A. L. Kwansa, R. R. Johnson, A. J. Teator, N. J. B. Milliken, K. M. Koshlap, Y. G. Yingling, Y. Z. Lee and F. A. Leibfarth, *Chem. Eur. J.*, 2020, **26**, 9982–9990.
- 58 Q. Quan, H. Wen, S. Han, Z. Wang, Z. Shao and M. Chen, *ACS Appl. Mater. Interfaces*, 2020, **12**, 24319–24327.
- 59 Y. Zhao, M. Ma, X. Lin and M. Chen, *Angew. Chem. Int. Ed.*, 2020, **59**, 21470–21474.
- 60 Q. Quan, H. Gong and M. Chen, *Polym. Chem.*, 2018, **9**, 4161–4171.
- 61 G. A. Bowmaker, *Chem. Commun.*, 2013, **49**, 334–348.
- 62 Y. Tanaka, H. Hasegawa, T. Hashimoto, A. Ribbe, K. Sugiyama, A. Hirao and S. Nakahama, *Polym. J.*, 1999, **31**, 989–994.
- 63 S. Mani, R. A. Weiss, S. F. Hahn, C. E. Williams, M. E. Cantino and L. H. Khairallah, *Polymer*, 1998, **39**, 2023–2033.



- 64 T. S. Bailey, C. M. Hardy, T. H. Epps and F. S. Bates, *Macromolecules*, 2002, **35**, 7007–7017.
- 65 T. J. Tulig and M. Tirrell, *Macromolecules*, 1982, **15**, 459–463.
- 66 Y. Suzuki, D. S. Cousins, Y. Shinagawa, R. T. Bell, A. Matsumoto and A. P. Stebner, *Polym. J.*, 2019, **51**, 423–431.
- 67 V. Percec, T. Guliashvili, J. S. Ladislaw, A. Wistrand, A. Stjerndahl, M. J. Sienkowska, M. J. Monteiro and S. Sahoo, *J. Am. Chem. Soc.*, 2006, **128**, 14156–14165.
- 68 R. Nicolaÿ, Y. Kwak and K. Matyjaszewski, *Angew. Chem., Int. Ed.*, 2010, **49**, 541–544.
- 69 J. K. D. Mapas, T. Thomay, A. N. Cartwright, J. Ilavsky and J. Rzaev, *Macromolecules*, 2016, **49**, 3733–3738.
- 70 R. Bernat, G. Szczepaniak, K. Kamiński, M. Paluch, K. Matyjaszewski and P. Maksym, *Chem. Commun.*, 2023, **60**, 843–846.
- 71 C. B. Eades, K. C. Stevens, D. E. Cabrera, M. K. Vereb, M. E. Lott, J. I. Bowman and B. S. Sumerlin, *Chem. Sci.*, 2025, **16**, 5573–5578.
- 72 M. E. Lott, L. Trachsel, E. Schué, C. L. G. Davidson, R. A. Olson S, D. I. Pedro, F. Chang, Y. Hong, W. G. Sawyer and B. S. Sumerlin, *Macromolecules*, 2024, **57**, 4007–4015.
- 73 R. N. Carmean, M. B. Sims, C. A. Figg, P. J. Hurst, J. P. Patterson and B. S. Sumerlin, *ACS Macro Lett.*, 2020, **9**, 613–618.
- 74 R. N. Carmean, T. E. Becker, M. B. Sims and B. S. Sumerlin, *Chem*, 2017, **2**, 93–101.
- 75 Y. Bai, J. He and Y. Zhang, *Angew. Chem., Int. Ed.*, 2018, **57**, 17230–17234.
- 76 C. Zhou, Z. Zhang, W. Li and M. Chen, *Angew. Chem., Int. Ed.*, DOI:10.1002/anie.202314483.
- 77 J. B. Matson, A. Q. Steele, M. D. Schulz and J. D. Mase, *Polym. Chem.*, 2024, **15**, 127–142.
- 78 A. Briš, D. Margetić and V. Štrukil, *Green Chem.*, 2025, **27**, 14401–14435.
- 79 N. T. Hoai, A. Sasaki, M. Sasaki, H. Kaga, T. Kakuchi and T. Satoh, *Biomacromolecules*, 2011, **12**, 1891–1899.
- 80 S. Podzimek and T. Vlcek, *J. Appl. Polym. Sci.*, 2001, **82**, 454–460.



The data supporting this article have been included as part of the Supplementary Information.

