

**Oxygenase mimicking immobilised iron complex catalysts
for alkane hydroxylation with H₂O₂**

Journal:	<i>Catalysis Science & Technology</i>
Manuscript ID	CY-ART-05-2023-000698.R1
Article Type:	Paper
Date Submitted by the Author:	06-Jul-2023
Complete List of Authors:	Sakakura, Seiya; Kanagawa University, Department of Material and Life Chemistry Kitamoto, Ryunosuke; Kanagawa University, Department of Material and Life Chemistry Goto, Kazuki; Kanagawa University, Department of Material and Life Chemistry Miura, Seito; Kanagawa University, Department of Material and Life Chemistry Takeda, Takamasa; Kanagawa University Okamura, Masaya; Kanagawa University, Department of Material and Life Chemistry Fukatsu, Arisa; Osaka University, Department of Material and Life Science Itoh, Shinobu; Osaka University, Department of Applied Chemistry; Hikichi, Shiro; Kanagawa University, Department of Material and Life Chemistry

ARTICLE

Oxygenase mimicking immobilised iron complex catalysts for alkane hydroxylation with H₂O₂

Received 00th January 20xx,
Accepted 00th January 20xx

Seiya Sakakura,^a Ryunosuke Kitamoto,^a Kazuki Goto,^a Seito Miura,^a Takamasa Takeda,^a Masaya Okamura,^{a†} Arisa Fukatsu,^b Shinobu Itoh^b and Shiro Hikichi^{*a†}

DOI: 10.1039/x0xx00000x

Immobilised iron complex catalysts with hydrophobic reaction fields that mimic the active sites of alkane hydroxylating enzymes were constructed into the mesopore of the SBA-15 type silicate support. The reaction of a chelating ligand (= L) anchored SBA-15 type support with (EtO)₃SiC₂H₄C_nF_{2n+1} and (Me₃Si)₂NH yielded the corresponding fluoroalkyl (= FC(*n*)) and trimethylsilyl group (= TMS)-modified supports L-SBA-FC(*n*)TMS with *n* = 4, 6, and 8. The ligand-anchored supports reacted with Fe(OTf)₂ or FeCl₃ to yield the corresponding iron complex-immobilised catalysts. The structure, stability, and catalytic activity of the formed iron complexes depended on the anions of the used iron sources and the lengths of the fluoroalkyl chains. Examination of the cyclohexane oxidation with H₂O₂ revealed the support decorated by longer fluoroalkyl chains and TMS was effective to improve the activity and alcohol selectivity of the iron complex immobilised catalysts. In a series of catalysts derived from Fe(OTf)₂, the longest fluoroalkyl chain (= FC(8)) modified catalyst was the most reactive and stable. In the FeCl₃-derived double-hydrophobised catalysts, the FC(6) modified one exhibited higher activity compared to the FC(8) derivative. Propane oxidation catalysis of the mononuclear iron complex-immobilised catalysts Fe(OTf)₂/L-SBA-FC(*n*)TMS (where *n* = 6 or 8) demonstrated the substrate condensation effect of the hydrophobic pocket formed by the longer fluoroalkyl pillars. Formation of not only 2-propanol and acetone but also 1-propanol and propionaldehyde suggested the synergy of the strong radical characteristics of the generated active oxidant and the substrate concentration effect. The most active catalyst for the cyclohexane oxidation, FeCl₃/L-SBA-FC(6)TMS, catalysed methane oxidation with H₂O₂: the products were methanol, formic acid, and methyl hydroperoxide, whereas no alkyl hydroperoxides formed in the oxidation of propane. Higher bond dissociation energy (= BDE_{C-H}) of methane compared to propane resulted in decelerating the H atom abstraction (HAT) from methane by the oxidant formed on the iron complex while relatively accelerating the decomposition of H₂O₂.

Introduction

In living organisms, many oxygenase enzymes catalyse the hydroxylation of aliphatic C-H substrates. The active sites of such oxygenase enzymes are composed of an iron or copper complex with organic ligands such as porphyrin and amino acid residues involving N, O, or S donor atoms.¹⁻⁴ The resulting metal complexes activate O₂ to yield an active oxidant such as high-valent metal-oxido species. The metal complex active site locates in the hydrophobic pocket.⁵⁻⁷ The hydrophobicity of the spheres surrounding the active site increases their affinity for hydrophobic substrates such as alkanes, rapidly removing hydrophilic oxygenation products, i.e. alcohols, from the active site and inhibiting over-oxidation. To date, several synthetic metal complex catalysts with alkane oxidation activity

designed to reproduce the structure and electronic properties of the catalytically active site of oxygenase have been reported. For example, Kojima et al. reported the iron complex with an NHC ligand having both the electronic property necessary to generate high-valent iron-oxido species and a hydrophobic pocket that can trap alkane molecules, showing high activity and selectivity for the hydroxylation reaction of gaseous alkanes.⁸ To achieve high catalytic activity similar to that of enzymes in artificial complex catalysts, therefore, it is necessary to consider the structure and properties of the environment surrounding the complex catalyst molecules.

Immobilisation of metal complex catalyst molecules on a solid surface leads to preventing deactivation due to structural changes caused by chemical equilibrium in solution or disproportionation reactions between complex catalyst molecules.⁹⁻¹⁵ In addition to such an improvement effect on stability, the immobilised metal complex catalysts have the advantage that different functional groups can be easily added to the solid support. This additional functionalisation will control the structural properties surrounding the catalytically active metal centre as well as the affinity of the catalysts toward substrates. In line with these concepts, our group collaborated with Kojima's group to develop immobilised metal complex catalysts for alkene epoxidation and alkane hydroxylation.¹⁵

^a Department of Material and Life Chemistry, Faculty of Engineering, Kanagawa University, Yokohama, 221-8686, Japan.

^b Department of Molecular Chemistry, Division of Applied Chemistry, Graduate School of Engineering, Osaka University, 2-1 Yamadaoka, Suita, 565-0871, Japan.

† Present affiliation: Department of Applied Chemistry, Faculty of Chemistry and Biochemistry, Kanagawa University.

Electronic Supplementary Information (ESI) available: [details of any supplementary information available should be included here]. See DOI: 10.1039/x0xx00000x

The catalytic active sites are the cationic iron complexes with NHC-ligands, which do not carry any hydrophobic substituents for the surrounding vacant site on the iron centres. Noteworthy, the hydrophobic environment surrounding the active sites is achieved by the introduction of fluoroalkyl chains onto the surface of the cation-exchangeable mesoporous aluminosilicate. The resulting hydrophobic catalysts exhibit the high activity of alkene epoxidation and alkane hydroxylation with H_2O_2 .

We have been developing immobilised metal complex catalysts with the SBA-15 type mesoporous silica support.¹⁶⁻²⁰ Through the reaction of a ligand having a linker connecting group that shows specific reactivity toward the organic functional group implanted on the wall of the mesopore of SBA-15 type silica support, the metal-supporting ligand can be covalently bonded to the support. The immobilised metal complex catalyst prepared by the reaction of metal ions with the ligands anchored onto the support has excellent stability without the leaching of the complex molecules themselves. On the immobilised metal-complex catalysts with the silicate support, the existence of the silanol (Si-OH) groups on the silica surface is an important factor in controlling the properties of the support because they interact with various chemicals, including hydrophilic molecules and metal ions. Modification of the silica surface is then achieved by the reaction of the silanol groups with appropriate silane coupling reagents. In this study, we planned to use silane coupling reagents with long-chain fluoroalkyl groups to create hydrophobic columns surrounding the active sites of the complexes anchored to the supports.¹⁵ Controlling the coordination space by introducing substituents that cover the metal centre onto the ligand is often attempted in the molecular design of complex catalysts. From the synthetic chemistry viewpoint, however, introducing the substituent groups on the ligand is sometimes not so easy. In this study, therefore, the design of the metal-supporting ligand is maintained, and the space-controlling groups are anchored onto the support surface. The coordination space of the metal centre of the complex is considered to be sterically constrained by covering the periphery of the complex bound to the support with columns of long-chain alkyl fluoride. Due to the nature of the long chain fluoroalkyl groups, the formed coordination space is hydrophobic. This is expected to create an environment of catalytically active sites similar to that of the oxygenase enzymes.

Results and discussion

Design and preparation of the hydrophobic-functionalised support and iron catalysts

We have developed a ligand-anchored SBA-15 type support by the click reaction of bis(pyridylmethyl)propargylamine with organic azide groups immobilised on the silica wall through one-pot condensation of $\text{Si}(\text{OEt})_4$ and $(\text{EtO})_3\text{SiC}_3\text{H}_6\text{N}_3$.²¹ To eliminate the coordination ability of the remaining silanol groups of the support surface, end-capping with a trimethylsilyl (= TMS) group was applied, and the resulting TMS-capped surface exhibits a hydrophobic nature. This support, namely L-SBA-TMS, was

applied to various d-block metal complex catalysts M/L-SBA-TMS. Their catalytic activity for cyclohexane oxidation with *meta*-chloroperoxybenzoic acid (*m*CPBA) depended on the metal, and its order was $\text{Ni} \sim \text{Co} > \text{Fe} > \text{Mn} > \text{Cu}$.¹⁸ When L is fixed at high density on the supports, two ligand molecules coordinate with the metal ion to form a coordinatively saturated, catalytically inactive complex.¹⁶ Therefore, the lower the ligand fixation density on the support, the more efficiently the catalytically active sites can be constructed. During the reaction with *m*CPBA as the oxidant, unfortunately, the leaching of metals could not be avoided. Therefore, we decided that the oxidant applied to the alkane hydroxylation switched from *m*CPBA to H_2O_2 . The ligand L, which is a tertiary amine with one triazolyl and two pyridyl groups working as nitrogen donors, can be regarded as an analogue of tris(2-methylpyridyl)amine, namely TPA. Que et al. have reported that iron complexes with TPA and its derivatives react with hydrogen peroxide to form mononuclear iron(III)-OOH complexes and are active in the catalytic oxidation of alkanes with H_2O_2 .^{22, 23} In addition, our preliminary examination revealed that the Fe and Cu/L-SBA-TMS were active for the alkane oxidation with H_2O_2 , but much amount of Cu ions leached out during the reaction. Thus, we have focused on the Fe catalyst. As noted above, the support with a lower ligand-immobilised density is more efficient in constructing the catalytic active site. In that case, there is space for additional chemical modification of the surrounding silica wall to which the ligands are anchored.

The ligand-anchored support L-SBA was prepared by the method reported previously.¹⁶ Reaction of L-SBA with $(\text{EtO})_3\text{SiC}_2\text{H}_4\text{C}_n\text{F}_{2n+1}$, that is the silane coupling reagents composed of the different carbon chain length of fluoroalkyl groups, yielded the corresponding fluoroalkyl-modified supports L-SBA-FC(*n*) with *n* = 4, 6, and 8. Loading amounts of the fluoroalkyl groups were estimated by the analysis of TG curves. On L-SBA-FC(*n*), many Si-OH groups remained. Therefore, additional modification with the TMS capping through the reaction with $(\text{Me}_3\text{Si})_2\text{NH}$. The resulting double hydrophobized supports are named L-SBA-FC(*n*)TMS. TG analyses of these supports indicated the increasing the organic groups on the supports (Fig. S1). Increasing the organic functional groups led to reducing the surface area (Table 1 and Fig. S2), although the original structure of the silicate framework was retained on the functionalization as indicated by the XRD patterns (Fig. S3). The incorporation of the hydrophobic functional groups on the support was also supported by the comparison of the IR spectra of the dried L-SBA, L-SBA-FC(6) and L-SBA-FC(6)TMS (Fig. S4). Increasing the hydrophobic characteristics reflected in the decreasing intensity of $\nu\text{O-H}$ attributed to the surface Si-OH groups and absorbed H_2O . The symmetric stretching bands of CF_3 and CF_2 groups of the fluoroalkyl chain might be overlapped on the Si-O-Si bands, while these bands of $\text{HOCC}_5\text{H}_{10}\text{C}_6\text{F}_{13}$ are known to appear around 1319 cm^{-1} and 1147 cm^{-1} , respectively.²⁴ In contrast, $\nu\text{C-H}$ and $\nu\text{C-Si}$ bands attributed to the trimethylsilyl groups were observed at 2964 cm^{-1} and 849 cm^{-1} , respectively, on the double hydrophobised support L-SBA-FC(6)TMS.

ARTICLE

Table 1. Loading amounts of the functionalities and the parameters of mesoporous structure of the supports.

Modification	Loading amount / mmol g ⁻¹			Surface area / m ² g ⁻¹	Pore volume / cm ³ g ⁻¹	Pore diameter / nm
	L	FC(<i>n</i>)	TMS			
FC(8)	0.058	0.42	—	354	0.41	4.1
FC(6)	0.058	0.35	—	403	0.65	6.3
FC(4)	0.052	0.96	—	518	0.83	7.3
FC(8)TMS	0.058	0.42	2.48	284	0.34	4.2
FC(6)TMS	0.058	0.35	2.57	349	0.55	6.4
FC(4)TMS	0.052	0.96	2.55	296	0.49	7.3

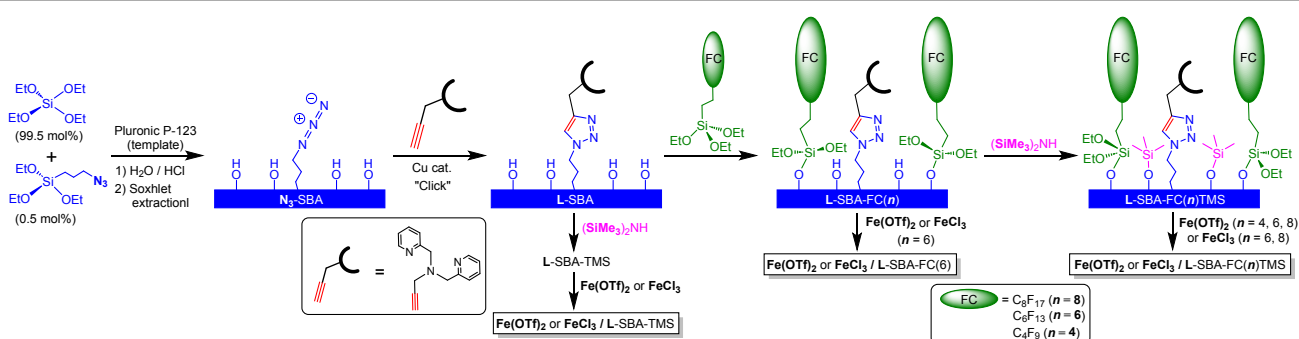


Fig. 1 Preparation of the supports and the catalysts.

Table 2. Loading of the ligand and iron on the catalysts.

Catalyst	Loading amount / mmol g ⁻¹		Fe/L
	L	Fe	
(Fe source: Fe(OTf) ₂)			
Fe(OTf) ₂ /L-SBA-FC(8)TMS	0.0584	0.0537	0.92
Fe(OTf) ₂ /L-SBA-FC(6)TMS	0.0584	0.0544	0.93
Fe(OTf) ₂ /L-SBA-FC(4)TMS	0.0521	0.1302	2.50
Fe(OTf) ₂ /L-SBA-TMS	0.0422	0.0740	1.75
Fe(OTf) ₂ /L-SBA-FC(6)	0.0265	0.0265	1.00
(Fe source: FeCl ₃)			
FeCl ₃ /L-SBA-FC(8)TMS	0.0376	0.0580	1.54
FeCl ₃ /L-SBA-FC(6)TMS	0.0290	0.0472	1.63
FeCl ₃ /L-SBA-TMS	0.0599	0.0986	1.65
FeCl ₃ /L-SBA-FC(6)	0.0265	0.0648	2.44

Reactions of the ligand-anchored supports with Fe(OTf)₂ or FeCl₃ yielded the corresponding iron complex-immobilised catalysts (Fig. 1). The loading amounts of iron depended on the anions of the used iron compounds, the lengths of the fluoroalkyl chains, and with or without TMS-capping of the silica surface (Table 2). The loading amounts of iron on the support with only TMS capping were larger than that of the anchored ligand, whether Fe(OTf)₂ or FeCl₃ was applied as the iron source.

On the fluoroalkyl-functionalised supports, the iron loadings derived from Fe(OTf)₂ depended on the lengths of the carbon chain of the fluoroalkyl groups; the shortest one (*n* = 4) resulted in exceeding the amount of the ligand, whereas the ratio of iron to the ligand was close to 1 : 1 on the longer fluoroalkyl chain-modified support (*n* = 6 and 8). The short chain of FC(4) could not cover L and that resulted in the formation of multinuclear iron complexes with bridging ligands such as OTf⁻ and OH⁻. Notably, FeCl₃ yielded the higher iron-loaded catalysts with Fe/L were ca 1.6 on the supports of both *n* = 6 and 8. In the case of the double-hydrophobised supports, the coordination of iron onto the surface of the supports would be negligible. Therefore, the iron loadings exceeding the anchored ligand could be attributed to the formation of a dinuclear complex with a single ligand. We reported two molecular structures of the iron(III)-chlorido complexes with the non-anchored L', which was synthesised by the reaction of bis(pyridylmethyl)propargylamine with *tert*-butyl azide.¹⁸ On a trichlorido complex, [FeCl₃L'], the triazolyl group of L' was not coordinated to the iron centre. In contrast, a cationic dichlorido complex, [FeCl₂L'](BF₄), L' coordinated to the iron(III) centre with a tetradentate manner.¹⁸ Therefore, the structural flexibility of L' would make it possible to work as a bridging ligand to form a dinuclear complex as shown in Fig. 2(c).²⁵

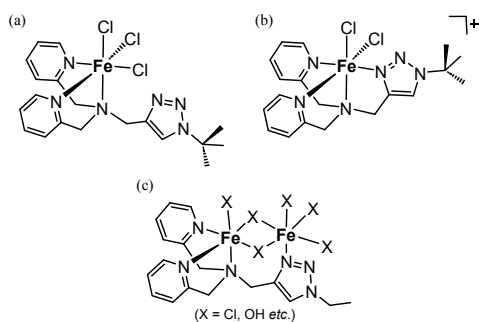


Fig. 2 Schematic drawings of the coordination structures of the iron(III) complexes. (a) $[\text{FeCl}_3\text{L}']$ (ref. 18), (b) $[\text{FeCl}_2\text{L}']^+$ (ref. 18), and (c) Possible structures of the iron complex on the FeCl_3 -derived catalysts.

Catalytic activity for the cyclohexane oxidation with H_2O_2

To explore the effect of the hydrophobised supports, the activities of the iron catalysts toward cyclohexane oxygenation with H_2O_2 were examined. The yields of cyclohexanol and cyclohexanone obtained after 6 hours were summarised in Table 3. The comparison with the activity of a series of the iron catalysts derived from $\text{Fe}(\text{OTf})_2$ demonstrated that the double-hydrophobised supports were effective to improve the activity and alcohol selectivity. The catalysts of the single-hydrophobised supports with TMS (Entry 4) or $\text{C}_2\text{H}_4\text{C}_6\text{F}_{13}$ (i.e. $n = 6$; Entry 5) yielded the cyclohexanone as a major product. The TONs and A/K values of the single-hydrophobised catalysts were similar to those of $[\text{Fe}(\text{TPA})(\text{MeCN})_2](\text{OTf})_2$, which is a prototype of our immobilised complex, at the homogeneous reaction (Entry 10). According to the previous report on the catalysis of $[\text{Fe}(\text{TPA})(\text{MeCN})_2](\text{OTf})_2$, the slow addition of H_2O_2 (using a syringe pump) leads to high alcohol selectivity.²³ The higher concentration of H_2O_2 in our reaction condition resulted in the fast progress of the cyclohexane oxidation with low A/K (Fig. S5) concomitant with changing a solution colour from pale yellow to purple to yellow again and the generation of bubbles attributed to H_2O_2 degradation. In contrast, the double-hydrophobised support catalysts showed extremely high alcohol selectivity with the A/K values exceeding 20 (Entries 1–3). The alcohol yields derived from $\text{Fe}(\text{OTf})_2/\text{L-SBA-FC}(n)\text{TMS}$ were 8 to 16 times higher than that on the catalyst with only TMS modification. The activity of the shortest fluoroalkyl chain-modified catalyst ($n = 4$; Entry 3) was slightly lower than that of the longer chain-modified catalysts ($n = 6$ and 8; Entries 2 and 1, respectively). The reason for such a difference might be attributed to the difference in the initial structure of the iron centres and their stability. In fact, the leaching of 47 % of iron occurred from the catalyst with $n = 4$, whereas the leaching of iron could be negligible from the catalyst with $n = 8$. On $\text{Fe}(\text{OTf})_2/\text{L-SBA-FC}(4)\text{TMS}$, the immobilised iron complexes might have multinuclear iron cores as indicated by the exceeding loading amount of iron over that of L. Although the observed performance, as well as the loading ratio of Fe/L of the double-hydrophobised catalysts with $n = 6$ and 8, are close, 13 % of iron leached out from $\text{Fe}(\text{OTf})_2/\text{L-SBA-FC}(6)\text{TMS}$. Such difference of the stability of the immobilised iron complexes might lead from a wrapping effect of the longer fluoroalkyl

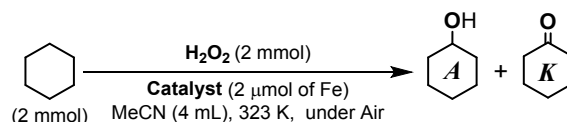
chain of FC(8). Although partial iron leaching occurred during the first use of $\text{Fe}(\text{OTf})_2/\text{L-SBA-FC}(6)\text{TMS}$, the stability and reusability of this catalyst was confirmed; during the second use, the product yield was 88% of the first reaction and the selectivity for cyclohexanol decreased. However, in the third run both TON and A/K were similar to the second run (Table S1). The fact that the reaction was terminated by filtration of $\text{Fe}(\text{OTf})_2/\text{L-SBA-FC}(6)\text{TMS}$ (first application; Fig. S6) supported that the reaction was catalysed by an immobilised complex. Only trace amounts of iron were detected in the obtained filtrate. These results might indicate that the iron complexes in $\text{Fe}(\text{OTf})_2/\text{L-SBA-FC}(6)\text{TMS}$ have several types of different structures and stability, and that the unstable complexes leach iron during the first use but the stable iron complex species remain immobilised on the support. Noteworthy, existence of O_2 in the gas phase of the reaction vessel did not affect the catalytic activity. The catalytic reactions by $\text{Fe}(\text{OTf})_2/\text{L-SBA-FC}(6)\text{TMS}$ under different atmospheres (argon, air, O_2) exhibited similar profiles (Table S2 and Fig. S7). It is known that the formation of long-lived alkyl radicals in the presence of oxygen significantly reduces the A/K ratio because of the one-to-one formation of alcohols and ketones by a Russell-type termination process due to the coupling of alkyl peroxy radicals derived from the reaction of the corresponding alkyl radicals with oxygen.²⁶ There are many reports of reduced alcohol selectivity in alkane oxidation using metal complexes as catalysts and peroxides as oxidants in a homogeneous liquid phase reaction in the presence of O_2 .²⁷ In our system, therefore, the retention of the high alcohol selectivity even in the presence of O_2 indicates the major source of the oxygen atom in the products is H_2O_2 and autoxidation through the cyclohexyl radical diffused from the hydrophobic active site to the liquid phase would be a minor reaction pathway. The efficiency of H_2O_2 utilization, however, is quite low due to proceeding with the non-productive decomposition of H_2O_2 . Contact of H_2O_2 (2 mmol) to $\text{Fe}(\text{OTf})_2/\text{L-SBA-FC}(8)\text{TMS}$ (2 μmol of Fe) in 4 mL of MeCN without cyclohexane resulted in the slow generation of O_2 bubble at ambient temperature, and ca. 10 % of H_2O_2 was decomposed in 3 h estimated from the volume (2.4 ± 0.1 mL) of the collected gas.

The similar double-hydrophobised effect for the improvement of the activity and the products selectivity were observed on the catalysts derived from FeCl_3 . Although the loading amounts of iron were higher than those of L, the activity of the double-hydrophobised catalyst derived from FeCl_3 was higher than that of the corresponding catalyst derived from $\text{Fe}(\text{OTf})_2$ (as found in the comparison Entries 6 *versus* 1 and 7 *versus* 2 in Table 3). The higher activity of the FeCl_3 -derived catalysts might arise from the intrinsic high activity of the partially-formed dinuclear iron species compared to the mononuclear iron species. In fact, the active site of soluble methane monooxygenase (sMMO) is a dinuclear iron complex, and no mononuclear iron site which catalyzes methane hydroxylation has not been confirmed so far.^{2,5,6} In the dinuclear iron site, two-electron transfer from the two iron centres to the bound peroxide generates the active high-valent iron-oxide species efficiently. In the FeCl_3 -derived double-

hydrophobised catalysts, the TONs of the products derived from the catalyst with longer fluoroalkyl chain ($n = 8$; Entry 6) were lower than those on the catalyst with FC(6) (i.e. Entry 7), although the leaching of iron from the both catalysts were negligible. As described above, part of the immobilised iron complexes might be the dinuclear species with single **L** bridging two iron centres. In the case of dinuclear iron complexes formed from FeCl_3 , the effect of steric hindrance due to the

carbon chain of the fluoroalkyl group is reflected in differences in the accessibility of the substrate and oxidant. In contrast, in the mononuclear iron complexes obtained from $\text{Fe}(\text{OTf})_2$, the difference in carbon chain length led to differences in the stability of the complexes themselves. Such differences in the effects depending on the iron sources are thought to be based on the differences in the local structure, such as the orientation of the iron complexes in the hydrophobic pocket.

Table 3. Catalytic oxidation of cyclohexane.



Entry	Catalyst	Fe/L	Products / TON ^a		A/K	Leaching of Fe / %
			A	K		
1	$\text{Fe}(\text{OTf})_2/\text{L-SBA-FC}(8)\text{TMS}$	0.92	29.5	1.2	24.6	< 0.1
2	$\text{Fe}(\text{OTf})_2/\text{L-SBA-FC}(6)\text{TMS}$	0.93	27.2	0.8	36.5	13.9
3	$\text{Fe}(\text{OTf})_2/\text{L-SBA-FC}(4)\text{TMS}$	2.50	15.1	0.6	28.6	46.8
4	$\text{Fe}(\text{OTf})_2/\text{L-SBA-TMS}$	1.75	1.8	4.5	0.4	Not measured
5	$\text{Fe}(\text{OTf})_2/\text{L-SBA-FC}(6)$	1.00	3.5	4.2	0.9	31.3
6	$\text{FeCl}_3/\text{L-SBA-FC}(8)\text{TMS}$	1.54	40.6	1.8	23.3	0.6
7	$\text{FeCl}_3/\text{L-SBA-FC}(6)\text{TMS}$	1.63	62.7	2.2	28.5	< 0.1
8	$\text{FeCl}_3/\text{L-SBA-TMS}$	1.65	8.2	7.1	1.2	3.6
9	$\text{FeCl}_3/\text{L-SBA-FC}(6)$	2.44	8.4	11.9	0.7	50.5
10 ^b	$[\text{Fe}(\text{TPA})(\text{MeCN})_2](\text{OTf})_2$	1.00	5.0	6.1	0.8	—

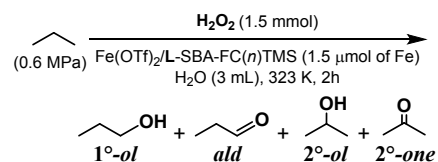
^a TON = [Product] / [Fe]. ^b Homogeneous reaction.

Applicability for the gaseous alkane oxygenation

The catalytic activity of the developed catalysts for the oxidation of gaseous alkanes was explored. At first, the activity of the mononuclear iron complex-immobilised catalysts derived from the double-hydrophobised supports having longer fluoroalkyl chains, $\text{Fe}(\text{OTf})_2/\text{L-SBA-FC}(n)\text{TMS}$ where $n = 6$ or 8 , was examined. To clarify the effect of the hydrophobic reaction field, sterically less bulky *n*-propane was used as a substrate and water was applied as the reaction solvent. The catalyst modified with FC(8) was more active than the shorter ones ($n = 6$), possibly due to the effect of substrate enrichment in the hydrophobic field surrounding the iron centre (Table 4). Both catalysts exhibited similar products selectivity. The major product was acetone, the oxidized form of the secondary C–H with smaller $\text{BDE}_{\text{C-H}}$ (98.1 kcal mol⁻¹).²⁸ Noteworthy, the terminal methyl group with larger $\text{BDE}_{\text{C-H}}$ (99.9 kcal mol⁻¹)²⁸ was also oxidized to yield 1-propanol and propionaldehyde. Such low regioselectivity might arise from the strong radical characteristics of the generated active oxidant. In addition, the concentration of *n*-propane in the hydrophobic pocket formed by the fluoroalkyl modifier led to random access of C–H to the oxidant formed on the iron centre. If alkyl hydroperoxides are involved in the oxidized products, it is known that the apparent yield of alcohols is increased by the action of a reducing agent (Na_2SO_3 or triphenylphosphine-3,3',3''-trisulfonic acid trisodium salt ; TPPTS) before the analysis of the reaction solution by GC.

In this work, therefore, we compared the yields of products with and without the reducing agent treatment. No increase in the yields of alcohols was observed even when the reducing agent treatment was carried out. It is considered that no alkyl hydroperoxides were formed in the presented propane oxidation. The total yields of the oxidized products were higher when not treated with the reducing agent. That might be attributed to the action of the remained hydrogen peroxide during GC analysis.

Table 4. Catalytic oxidation of propane.



<i>n</i> of FC	Treatment with reductant	Products / TON ^a			
		1°-ol	ald	2°-ol	2°-one
<i>n</i> = 8	No	2.0	2.1	5.3	10.7
	Na_2SO_3	1.8	1.8	5.0	8.8
	TPPTS	1.7	1.4	4.5	7.4
<i>n</i> = 6	No	0.5	0.6	1.5	3.3
	Na_2SO_3	0.5	0.6	1.5	2.6

^a TON = [Product] / [Fe]

Finally, the methane oxidation activity of $\text{FeCl}_3/\text{L-SBA-FC(6)TMS}$, which showed the highest catalytic activity for the cyclohexane oxidation, was examined. CD_3CN was applied as the reaction solvent because (1) the oxidation of solvent would be avoided as much as possible, (2) aqueous hydrogen peroxide was used for admixture, and (3) the solubility of methane in acetonitrile was higher than that in water. The ^1H NMR spectrum of the reaction solution revealed that the products were CH_3OOH , CH_3OH and HCOOH , with the yields (TON) of 4.7, 8.3 and 27.6, respectively (Fig. S8). As described above, no alkyl hydroperoxides formed in the oxidation of propane. The formation of methyl hydroperoxide might result from the difference in $\text{BDE}_{\text{C-H}}$ between methane and propane. Hydrogen atom abstraction (HAT) from methane by the oxidant formed on the iron complex was decelerated due to higher $\text{BDE}_{\text{C-H}}$ (105.0 kcal mol $^{-1}$)²⁸ of methane, and that resulted in relatively accelerating the decomposition of H_2O_2 . As a result, the concentration of hydroperoxyl radicals ($\bullet\text{OOH}$) increased,²⁹ and coupling between $\bullet\text{OOH}$ and $\bullet\text{CH}_3$ occurred. The production of methyl hydroperoxide through a Fenton-like mechanism is reported on the methane oxidation by Fe-zeolite catalyst with H_2O_2 .^{30,31} Also, the silica-immobilized Fe-TPA complexes yielded methyl hydroperoxide.³² On the other hand, HAT from propane, which has a lower $\text{BDE}_{\text{C-H}}$ than methane, would proceed preferentially, and $\bullet\text{OOH}$ would not reach the concentration for the required generation of alkyl hydroperoxides.

Experimental

Materials and methods

Nitrogen sorption/desorption studies were performed at liquid nitrogen temperature (77K) using Microtrac BELSORP MINI X. Before the adsorption experiments, the samples were outgassed under reduced pressure for 3 h at 333 K. Inductively coupled plasma mass spectrometry (ICP-MS) was performed on Agilent Technologies 7700 Series ICP-MS. Thermogravimetric analysis was performed on Rigaku Thermo plus EVO. Atomic absorption analysis was performed on a Shimadzu AA-6200. NMR spectra were recorded on JEOL ECA-500 spectrometer (^1H , 500.0 MHz). Gas chromatography (GC) analyses were conducted on Shimadzu GC-2010 and GC-2025 instruments with a flame ionization detector equipped with a RESTEK Rtx-5 (on GC-2010) and Rtx-WAX (on GC-2025) capillary column (Restek, length = 30 m, i.d. = 0.25 mm, thickness = 0.25 μm). GC-MS analyses were conducted on as were performed on a Shimadzu GS-MS QP 2010 Plus instrument equipped with a GL Science InertCapWAX capillary column (30 m \times 0.25 mm). Oxidation reactions of propane were conducted in a high pressure reactor equipped with a high-performance liquid chromatograph pump to introduce liquid samples into a pressurized reaction vessel at the designed time (Taiyo-system, Co., Ltd.). Substrate gas was supplied to the reactor with continuous flow, and the pressure of the reactor was controlled with a vent valve. The reaction temperature was monitored with a thermometer set in the reactor and controlled with a feedback circuit.

The commercial-available chemicals were used without further purification.

Preparation of the fluoroalkyl-functionalised support. The ligand-anchored support L-SBA and its end-capped derivative, L-SBA-TMS were prepared by the method reported previously.¹⁶ The fluoroalkyl-modified support, L-SBA-FC(*n*) (where *n* = 4, 6, and 8) were prepared by the condensation of L-SBA with $(\text{EtO})_3\text{SiC}_2\text{H}_4\text{C}_n\text{F}_{2n+1}$. As a typical example, the synthetic procedure for L-SBA-FC(6) is described. To the suspension of L-SBA (1.0 g) in non-distilled toluene (10 mL), triethoxy-1*H*,1*H*,2*H*,2*H*-tridecafluoro-*n*-octylsilane ($(\text{EtO})_3\text{SiC}_2\text{H}_4\text{C}_6\text{F}_{13}$: 0.95 mL; 2.5 mmol) was added and stirred at 70 °C for 1 h. Filtration and then washing with toluene (20 mL \times 3) yielded the opal-coloured powder of L-SBA-FC(6) (0.95 g). Loading amounts of the fluoroalkyl groups were estimated by the analysis of TG curves.

The double-hydrophobised support L-SBA-FC(*n*)TMS was prepared by the treatment of L-SBA-FC(*n*) with 1,1,1,3,3,3-Hexamethyldisilazane, $(\text{Me}_3\text{Si})_2\text{NH}$ with the similar procedure for the preparation of L-SBA-FC(*n*). The applied amount of $(\text{Me}_3\text{Si})_2\text{NH}$ was 0.38 mmol per 100 mg of L-SBA-FC(*n*).

Iron complex immobilised catalysts. As a typical example, the synthetic procedure for $\text{Fe}(\text{OTf})_2/\text{L-SBA-FC(6)TMS}$ is described. In a flask filled with argon gas, 0.20 g of L-SBA-FC(6)TMS was placed and then poured 10 mL of MeCN. In another flask filled with Ar, 15 mg (42 μmol ; ca 3 equiv of L) of $\text{Fe}(\text{OTf})_2$ was dissolved 5 mL of MeCN. The resulting MeCN solution was added to the suspension of L-SBA-FC(6)TMS and then stirred at ambient temperature for 2 h under Ar. The resulting pale beige-coloured solid was filtered and washed with MeCN and toluene under the air. The other catalysts were prepared in the same manner by using different support other than L-SBA-FC(6)TMS or FeCl_3 instead of $\text{Fe}(\text{OTf})_2$.

Immobilised iron was quantified by atomic absorption spectrometry. 5 mg of catalyst was dissolved in 1 mL of aq. 10% potassium hydroxide by heating for 5 min. The resulting solution was then acidified with 2 mL of conc. aq. nitric acid and diluted with deionized H_2O to a total volume of 10 mL. The solution was passed through a syringe filter prior to its analysis.

Catalytic reaction of cyclohexane. In the reaction vessel, the catalyst (as 2 μmol of Fe) was dispersed in 4 mL of MeCN under the air. Then 210 μL (2.0 mmol) of cyclohexane (substrate) and 10 μL (0.1 mmol) of nitrobenzene (internal standard for GC analysis) were charged and then warmed at 323 K. Finally, 30 wt % aqueous H_2O_2 (0.20 mL, 2.0 mmol) were added to the suspension and the mixture was stirred with 1300 rpm at 323 K for a certain period of time. The products were analysed by GC measurement after quenching the excess amount of H_2O_2 by the addition of PPh_3 .

Catalytic reaction of propane. The catalyst $\text{FeCl}_3/\text{L-SBA-FC}(n)\text{TMS}$ (*n* = 6 or 8; 1.5 μmol of Fe) was placed in a Teflon inner tube, which was then placed in a pressure-resistant vessel. After purging N_2 gas, propane gas was pressurized at 0.6 MPa. Then 3.0 mL of aqueous solution of H_2O_2 (1.5 mmol) was injected. This mixture was stirred at 323 K for 2 h. To quantify the product by GC-MS, aqueous solution of *tert*-BuOH (30 mM; 10 μL) was

added as an internal standard. To quench the peroxides in the reaction solution, Na₂SO₃ was applied.

Catalytic reaction of methane. In the pressure-resistant glass container, FeCl₃/L-SBA-FC(6)TMS (as 2 μmol of Fe) was dispersed in 4 mL of CD₃CN under the air. Then 30 wt % aqueous H₂O₂ (0.20 mL, 2.0 mmol) was added to the suspension and methane gas was pressurized at 2.5 MPa. This mixture was stirred with 1300 rpm at 323 K for 24 h. To quantify the product by ¹H NMR, biphenyl (17 mg; 110 μmol) was added as an internal standard.

Conclusions

The reaction of TPA-analog ligand anchored SBA-15 type support with (EtO)₃SiC₂H₄C_nF_{2n+1} and (Me₃Si)₂NH yielded the corresponding fluoroalkyl (= FC(*n*)) and TMS-modified supports L-SBA-FC(*n*)TMS with *n* = 4, 6, and 8. The ligand-anchored supports reacted with Fe(OTf)₂ or FeCl₃ to yield the corresponding iron complex-immobilised catalysts, however, the structure, stability, and catalytic activity of the formed iron complex depended on the anions of the used iron compounds and the local structure of the surface of the supports. Examination of the cyclohexane oxidation with H₂O₂ revealed the supports hydrophobised by longer fluoroalkyl chains and TMS, were effective to improve the activity and alcohol selectivity of the iron complex immobilised catalysts. In a series of catalysts derived from Fe(OTf)₂, the longest fluoroalkyl chain (= FC(8)) modified catalyst was the most reactive and stable. In the FeCl₃-derived double-hydrophobised catalysts, the FC(6) modified one exhibited higher activity compared to the FC(8) derivative. Such differences in the effects of the length of the fluoroalkyl chain depending on the iron sources are thought to be the differences in the local structure, such as the orientation of the iron complexes in the hydrophobic pocket. The comparison of the propane oxidation catalysis of the mononuclear iron complex-immobilised catalysts Fe(OTf)₂/L-SBA-FC(*n*)TMS (where *n* = 6 or 8) demonstrated the substrate condensation effect of the hydrophobic pocket formed by the longer fluoroalkyl pillars. Formation of not only 2-propanol and acetone but also 1-propanol and propionaldehyde suggested the synergy of the strong radical characteristics of the generated active oxidant and the substrate concentration effect. The most active catalyst for the cyclohexane oxidation, FeCl₃/L-SBA-FC(6)TMS, catalysed methane oxidation with H₂O₂ to give methanol, formic acid, and methyl hydroperoxide. No alkyl hydroperoxides formed in the oxidation of propane. Therefore, the formation of methyl hydroperoxide might result from the difference in BDE_{C-H} between methane and propane.

The presented results demonstrate that the hydrophobic reaction field is efficient to improve oxidation catalysis. To construct a high-performance methane oxidation catalyst, however, an intrinsic activity of the oxidant generated on the metal centre must be higher and the sophisticated design of the hydrophobic pocket surrounding the active site is required.

Conflicts of interest

There are no conflicts to declare.

Acknowledgements

This work was supported by CREST (grant no. JPMJCR16P1) from Japan Science and Technology Agency (JST).

Notes and references

- V. C.-C. Wang, S. Maji, P. P.-Y. Chen, H. K. Lee, S. S.-F. Yu, and S. I. Chan, *Chem. Rev.*, 2017, **117**, 8574–8621.
- C. E. Tinberg and S. J. Lippard, *Acc. Chem. Res.*, 2011, **44**, 280–288.
- M. O. Ross and A. C. Rosenzweig, *J. Biol. Inorg. Chem.*, 2017, **22**, 307–319.
- J. K. Stanfield and O. Shoji, *Chem. Lett.*, 2021, **50**, 2025–2031.
- D. A. Whittington, A. C. Rosenzweig, C. A. Frederick and S. J. Lippard, *Biochemistry*, 2001, **40**, 3476–3482.
- R. Banerjee and J. D. Lipscomb, *Acc. Chem. Res.*, 2021, **54**, 2185–2195.
- K.-Y. Ng, L.-C. Tu, Y.-S. Wang, S. I. Chan and S. S.-F. Yu, *ChemBioChem*, 2008, **9**, 1116–1123.
- H. Fujisaki, T. Ishizuka, H. Kotani, Y. Shiota, K. Yoshizawa and T. Kojima, *Nature*, 2023, **616**, 476–481.
- Y. Yamada, K. Morita, T. Sugiura, Y. Toyoda, N. Mihara, M. Nagasaka, H. Takaya, K. Tanaka, T. Koitaya, N. Nakatani, H. Ariga-Miwa, S. Takakusagi, Y. Hitomi, T. Kudo, Y. Tsuji, K. Yoshizawa, and K. Tanaka, *JACS Au*, 2023, **3**, 823–833.
- Y. Yamada, J. Kura, Y. Toyoda and K. Tanaka, *Dalton Trans.*, 2021, **50**, 6718–6724.
- M. Mukherjee and A. Dey, *Chem. Commun.*, 2020, **56**, 11593–11596.
- Y. Aratani, Y. Yamada and S. Fukuzumi, *Chem. Commun.*, 2015, **51**, 4662–4665.
- M. Yamada, K. D. Karlin and S. Fukuzumi, *Chem. Sci.*, 2016, **7**, 2856–2863.
- I. A. S. Matias, A. P. C. Ribeiro and L. M. D. R. S. Martins, *Molecules*, 2020, **25**, 5642.
- H. Fujisaki, M. Okamura, S. Hikichi and T. Kojima, *Chem. Commun.*, 2023, **59**, 3265–3268.
- J. Nakazawa, T. Hori, T. D. P. Stack and S. Hikichi, *Chem. Asian J.*, 2013, **8**, 1191–1199.
- J. Nakazawa, A. Yata, T. Hori, T. D. P. Stack, Y. Naruta and S. Hikichi, *Chem. Lett.*, 2013, **42**, 1197–1199.
- J. Nakazawa, Y. Doi and S. Hikichi, *Mol. Catal.*, 2017, **443**, 14–24.
- T. Tsuruta, T. Yamazaki, K. Watanabe, Y. Chiba, A. Yoshida, S. Naito, J. Nakazawa and S. Hikichi, *Chem. Lett.*, 2015, **44**, 144–146.
- A. Nakamizu, T. Kasai, J. Nakazawa and S. Hikichi, *ACS Omega*, 2017, **2**, 1025–1030.
- J. Nakazawa, B. J. Smith and T. D. P. Stack, *J. Am. Chem. Soc.*, 2012, **134**, 2750–2759.
- R. Y. N. Ho, G. Roelfes, B. L. Feringa and L. Que, Jr., *J. Am. Chem. Soc.*, 1999, **121**, 264–265.
- K. Chen and L. Que, Jr., *J. Am. Chem. Soc.*, 2001, **123**, 6327–6337.
- T. Hasegawa, *Chem. Rec.*, 2017, **17**, 903–917.
- An oxazoline-derivative of the TPA analogue worked as a bridging ligand between two metal ions: T. N. Sorrell, F. C. Pigge and P. S. White, *Inorg. Chim. Acta*, 1993, **210**, 87–90.
- G. A. Russell, *J. Am. Chem. Soc.*, 1957, **79**, 3871–3877.
- (a) S. Rana, J. P. Biswas, A. Sen, M. Clémancey, G. Blondin, J. M. Latour, G. Rajaraman and D. Maiti, *Chem. Sci.*, 2018, **9**, 7843–7858; (b) Y. Morimoto, S. Hanada, R. Kamada, A. Fukatsu, H. Sugimoto and S. Itoh, *Inorg. Chem.*, 2021, **60**,

- 7641–7649; (c) J. Cheng, Y. Shiota, M. Yamasaki, K. Izukawa, Y. Tachi, K. Yoshizawa and H. Shimakoshi, *Inorg. Chem.*, 2022, **61**, 9710–9724; (d) Y. Sato, M. Okamura and S. Hikichi, *Eur. J. Inorg. Chem.*, 2023, **26**, e202200728.
- 28 Y.-R. Luo, *Comprehensive Handbook of Chemical Bond Energy*, CRC Press, Boca Raton, London, New York, 2007.
- 29 B. Ensing, F. Buda and E. J. Baerends, *J. Phys. Chem. A*, 2003, **107**, 5722–5731.
- 30 C. Hammond, N. Dimitratos, J. A. Lopez-Sanchez, R. L. Jenkins, G. Whiting, S. A. Kondrat, M. H. Ab Rahim, M. M. Forde, A. Thetford, H. Hagen, E. E. Stangland, J. M. Moulijn, S. H. Taylor, D. J. Willock and G. J. Hutchings, *ACS Catal.*, 2013, **3**, 1835–1844.
- 31 C. Hammond, I. Hermans and N. Dimitratos, *ChemCatChem*, 2015, **7**, 434–440.
- 32 S. A. Iqbal, C. Colombari, D. Zhang, M. Delecluse, T. Brotin, V. Dufaud, J.-P. Dutasta, A. B. Sorokin and A. Martinez, *Inorg. Chem.*, 2019, **58**, 7220–7228.