



Cite this: DOI: 10.1039/d6sc01491g

All publication charges for this article have been paid for by the Royal Society of Chemistry

Highly C α -regio-, enantio- and diastereoselective Mukaiyama-type annulation of siloxyfurans: stereodivergent synthesis of multi-stereogenic tricyclic γ -lactones

Lifei Gan,^{†a} Zi-Qing Li,^{†b} Tao Chen,^{†a} Xuanchen Wan,^{ad} Junyang Zhang,^a Jiangtao Ren,^a Ming Jiang,^a Penglong Cao,^a Jinhai Huang,^a Yu-Hua Deng,^{ID *a} Fangzhi Peng,^a Run Tian,^c Yingcheng Wang,^{*a} Zhihan Zhang^{*b} and Zhihui Shao^{ID *ad}

The first C α -selective asymmetric reaction of 2-siloxyfurans, a class of versatile nucleophiles, has been developed with both high enantioselectivity and diastereoselectivity. Moreover, by changing the achiral co-catalyst to a newly developed combined co-catalyst, a rare diastereoselective reversal was achieved, selectively yielding the thermodynamically less stable diastereomer. DFT and experimental studies reveal that the observed C α -selectivity results from dispersion and electrostatic interactions between 2-siloxyfurans and the electrophile/catalyst, while the diastereodivergent synthesis arises from a divergent C–O bond formation *via* dynamic kinetic lactonization-driven epimerization. This work not only provides a method to overcome the challenges of C α -selective asymmetric reactions of 2-siloxyfurans, but also offers a stereodivergent synthesis of chiral tricyclic γ -lactones. Importantly, the resulting chiral tricyclic γ -lactones are not only the core structures in natural products and bioactive molecules but also serve as an appealing platform for diversity-oriented synthesis (DOS), streamlining the construction of other valuable enantioenriched compounds.

Received 21st February 2026
Accepted 20th April 2026

DOI: 10.1039/d6sc01491g

rsc.li/chemical-science

Introduction

Stereodivergent synthesis of multi-stereogenic chiral compounds is of significant importance, as different absolute or relative configurations often dictate distinct physiological and pharmacological profiles.^{1–3} Multi-stereogenic γ -lactones are widely found in natural products, pharmaceuticals, flavors, and fragrances.^{4–8} Thus, the development of catalytic asymmetric methods for constructing these structures, especially in a stereodivergent manner, is of great interest. Although many elegant methods have been developed for the synthesis of enantioenriched γ -butyrolactones with one or two stereocenters on the γ -butyrolactone ring,^{9–18} there are few catalytic asymmetric protocols for the diastereo- and enantioselective synthesis of γ -butyrolactones with three stereocenters. The

tricyclic γ -lactone core [A], shown in Fig. 1a, represents a privileged subclass of γ -lactone architectures.^{19–24} Nevertheless, there is only one catalytic enantioselective approach available—based on asymmetric transfer hydrogenation followed by *syn*-selective lactonization—to deliver a single diastereomer of such tricyclic γ -lactones.^{16–18} To date, there has been no approach involving catalytic asymmetric carbon–carbon (C–C) bond formation²⁵ that would provide a more direct and efficient route to these chiral tricyclic γ -lactones. Moreover, despite remarkable progress in the area of stereodivergent synthesis,^{26–30} a diastereodivergent synthesis of these architectures has not been achieved. Thus, it is highly desirable to establish a modular and stereodivergent catalytic strategy to access structural diversified chiral tricyclic γ -lactone scaffolds based on C–C bond formation from simple building blocks.

2-Siloxyfurans, as unstabilized dienolate nucleophiles, are a class of versatile platforms in organic synthesis.^{31,32} In asymmetric catalysis, the C γ -selective vinylogous Mukaiyama-type reactions of 2-siloxyfurans with various electrophiles have been widely exploited to afford chiral γ,γ -disubstituted butenolides, due to the existence of a thermodynamically more stable conjugated π -system in the resulting products (Fig. 1b).^{33–40} In contrast, catalytic asymmetric C α -selective Mukaiyama-type reactions have lagged behind and remain a significant challenge.^{41–43} In 2012, Feringa and Hartwig

^aKey Laboratory of Medicinal Chemistry for Natural Resource, Ministry of Education, School of Chemical Science and Technology, School of Pharmacy, State Key Laboratory for Conservation and Utilization of Bio-Resources in Yunnan, Yunnan University, Kunming 650091, China. E-mail: dengyuhua@ynu.edu.cn; ycwang@ynu.edu.cn; zhihui_shao@hotmail.com

^bCollege of Chemistry, Central China Normal University, Wuhan, 430079, China. E-mail: zhihanzhang@ccnu.edu.cn

^cYunnan University Affiliated Hospital, Yunnan University, Kunming, 650000, China

^dSouthwest United Graduate School, Kunming 650092, China

[†] L. Gan, Z.-Q. Li and T. Chen contributed equally to this work.





Fig. 1 Previous studies and this work. (a) Multi-stereogenic tricyclic γ -lactone core [A] or monocyclic γ -lactone core [B] in selected natural and/or bioactive molecules; (b) catalytic asymmetric transformations of 2-siloxyfurans; (c) this work: diastereodivergent C α -selective Mukaiyama-type asymmetric ring-opening (ARO)/lactonization of 2-siloxyfurans.

independently reported the asymmetric C α -selective allylation reactions of 2-siloxyfurans using Pd and Ir catalysis, respectively.^{41,42} Both studies indicate that 2-siloxyfurans are activated by the carboxylate leaving group of the allylic electrophiles to generate dienolate anions I. In Feringa's Pd catalyst system, hydrogen-bonding interaction between the oxygen anion and the chiral ligand was proposed to play a key role in controlling regioselectivity.⁴¹ Despite this insight, both reactions still failed

to control the stereochemistry at the 2-siloxyfuran nucleophiles, resulting in either a 1 : 1 diastereomeric ratio (dr) or producing conjugated γ -butenolides *via* double bond isomerization. Meanwhile, Mlynarski and co-workers described a chiral Zn(II)-catalyzed asymmetric Mukaiyama aldol reaction to produce conjugated γ -butenolides, in which water-containing solvents played a crucial role in directing C α -regioselectivity.⁴³ However, the enantioselectivity remained modest, with only up to 70% ee.



Currently, there is still no general catalytic protocol that can achieve both high enantio- and diastereo-selectivity in the $C\alpha$ -selective reaction of 2-siloxyfurans, and a diastereodivergent version also remains an elusive goal, due to multiple challenges in controlling regioselectivity and enantioselectivity as well as tuning diastereoselectivity. These challenges have severely limited the potential applications of the $C\alpha$ -selective reaction of 2-siloxyfurans.

Herein we describe the first successful $C\alpha$ -regioselective, enantioselective and diastereodivergent reaction of 2-siloxyfurans through the development of new catalytic systems (Fig. 1c). The reaction of unstabilized 2-siloxyfuran nucleophiles with

oxabicyclic alkenes^{44–46} as electrophilic partners proceeded with high regio-, enantio- and diastereoselectivity *via* a cascade annulation, providing a diastereodivergent synthesis of chiral tricyclic lactone frameworks with three stereocenters in a single step. Different from the traditional diastereodivergent C–C bond formation strategy,^{47–51} this stereodivergent approach involves common stereoselective C–C bond formation, followed by divergent lactonization processes (C–O bond formation) directed by a co-catalyst. By tuning the co-catalyst, a rare diastereoselective reversal occurs, selectively yielding the thermodynamically less stable diastereomer. In contrast with traditional stoichiometric thermodynamic-driven

Table 1 Selected optimization of the reaction conditions^a



Entry	Co-catalyst	Solvent, additive	Yield (%)	dr (3a/4a)	ee (%) (3a/4a)	rr ($C\alpha/C\gamma$)
1	None	DCE/CHCl ₃ , w/o	ND	—	—	—
2	ZnF ₂	DCE/CHCl ₃ , w/o	NR	—	—	—
3	Zn(OTf) ₂	DCE/CHCl ₃ , w/o	71	>20 : 1	92/—	>20 : 1
4 ^b	Zn(OTf) ₂	DCE/CHCl ₃ , w/o	52	3.7 : 1	92/91	>20 : 1
5	Zn(OTf) ₂	DCE/CHCl ₃ , ZnF ₂	39	4.6 : 1	87/98	>20 : 1
6 ^c	Zn(OTf) ₂	DCE/CHCl ₃ , w/o	ND	—	—	—
7 ^d	Zn(OTf) ₂	DCE/CHCl ₃ , w/o	65	2 : 1	80/91	11 : 1
8	Zn(OAc) ₂	DCE/CHCl ₃ , w/o	ND	—	—	—
9	KOTf	DCE/CHCl ₃ , w/o	37	1 : 13	76/59	>20 : 1
10 ^b	(<i>R</i>)-LA1	DCE/CHCl ₃ , w/o	77	1 : 11	79/97	9 : 1
11 ^b	(<i>R</i>)-LA2	DCE/CHCl ₃ , w/o	34	1 : 4.6	92/93	>20 : 1
12 ^b	(<i>R</i>)-LA3	DCE/CHCl ₃ , w/o	50	1 : 2	96/97	>20 : 1
13 ^b	(<i>R</i>)-LA4	DCE/CHCl ₃ , w/o	45	<1 : 20	—/93	>20 : 1
14 ^b	(<i>R</i>)-LA4	CHCl ₃ , TFE	76	<1 : 20	—/95	>20 : 1
15 ^b	(±)-LA4	CHCl ₃ , TFE	71	<1 : 20	—/95	>20 : 1
16 ^b	w/o (<i>R</i>)-BINOL in (<i>R</i>)-LA4	CHCl ₃ , TFE	73	1 : 9	—/94	>20 : 1
17 ^b	w/o NMM in (<i>R</i>)-LA4	CHCl ₃ , TFE	61	1 : 1.4	97/93	>20 : 1
18 ^b	w/o Sn(OTf) ₂ in (<i>R</i>)-LA4	CHCl ₃ , TFE	NR	—	—	—

^a Unless otherwise noted, the reaction was conducted with **1a** (0.1 mmol), **2a** (0.5 mmol), Rh(COD)₂OTf (5 mol%), L2 (11 mol%), co-catalyst (50 mol%), and additive (2.0 equiv. ZnF₂ or 3.5 equiv. TFE), in indicated solvent (2 mL, 1 : 1 mixed solvents) under an argon atmosphere at 45 °C. The yield refers to the combined yield of **3a** and **4a**. The dr value was determined by ¹H-NMR analysis for the ratio of **3a** and **4a**. The ee value of **3a/4a** was determined by chiral HPLC analysis. The regioselective ratio (rr) was determined by ¹H-NMR spectroscopy for the ratio of (**3a** + **4a**) and **5a**. ^b Co-catalyst (20 mol%) was used. ^c Using **2b** or **2c** (0.5 mmol) in place of **2a**. ^d Using **2d** (0.5 mmol) in place of **2a**. NR = no reaction. ND = not detected. w/o = without.



epimerization,^{13,52} this stereoinversion involves a catalytic dynamic kinetic lactonization-driven epimerization process. Furthermore, the observed $C\alpha$ -regioselectivity is attributed to the distinctive dispersion and electrostatic interactions between 2-siloxyfurans and the electrophile/catalyst. The resulting chiral tricyclic γ -lactones as new versatile platforms for diversity-oriented synthesis^{53,54} have been demonstrated by the diastereodivergent synthesis of multi-stereogenic monocyclic γ -lactones and diverse asymmetric syntheses of chiral quaternary carbon-embedded tricyclic γ -lactones as well as other important chiral frameworks, such as dihydropyridazin-3(2*H*)-ones and dioxabicyclo[3.2.1]octanes,^{55a} thus significantly expanding the chemical space of stereochemical diversity, skeletal diversity, and functional-group diversity.

Results and discussion

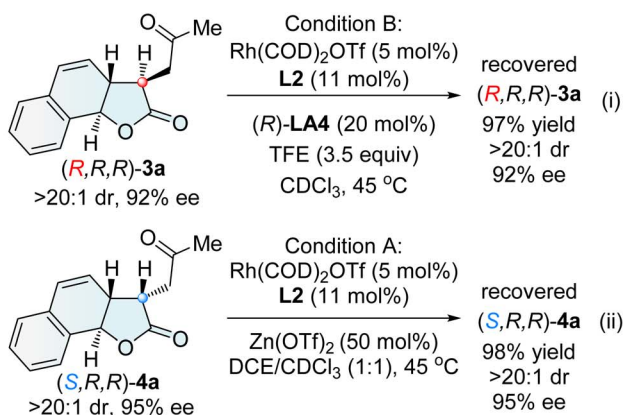
Reaction development

We initiated our studies by performing the reaction of oxabenzonorbornadiene **1a** with 2-siloxyfuran **2a** (TIPSO) at 45 °C in the presence of Rh(COD)₂OTf and Mandyphos **L2** as the chiral catalyst (Table 1). The reaction led to the formation of phenol *via* the decomposition of oxabenzonorbornadiene **1a** (entry 1). Interestingly, the reaction did not proceed when ZnF₂ was used to activate 2-siloxyfuran **2a** to generate the corresponding dienolate anion **I** (entry 2).^{41,42} After extensive efforts,^{55b} the desired chiral tricyclic γ -lactone product **3a** with an *R,R,R*-configuration^{56a-e} was finally obtained in 71% yield with >20 : 1 $C\alpha/C\gamma$ selectivity, >20 : 1 dr and 92% ee (entry 3), when Zn(OTf)₂ was used as a co-catalyst.⁵⁷ Reducing the loading of Zn(OTf)₂ to 20 mol% led to a sharp decrease in diastereoselectivity, indicating that Zn(OTf)₂, acting as a Lewis acid, was involved in the key stereodetermining transition state, either by activating the bridgehead oxygen to facilitate the Rh oxidative insertion^{46,57} or by activating the nucleophile (entry 4). When Zn(OTf)₂ was combined with ZnF₂—an additive that promotes the desilylation of 2-siloxyfuran to dienolate anion **I**—

the yield and diastereoselectivity significantly decreased (entry 5). This indicates that dienolate anion **I** is not an effective intermediate in this reaction. The silyl groups of 2-siloxyfurans affected both reactivity and selectivity. Smaller silyl groups, such as triethylsilyl (TES, **2b**) and trimethylsilyl (TMS, **2c**), resulted in decomposition of both substrates (entry 6), whereas the bulkier TBDMS group (**2d**) led to a poor diastereomeric ratio of 2 : 1, along with a small amount of **5a** (entry 7).^{56f} Both the anion and cation of the metal Lewis acid salts influenced reactivity and selectivity. For example, Zn(OAc)₂ was unreactive (entry 8). Intriguingly, KOTf as a co-catalyst afforded the major diastereomeric tricyclic γ -lactone **4a** with an *S,R,R*-configuration, albeit with only moderate yield and enantioselectivity (entry 9).

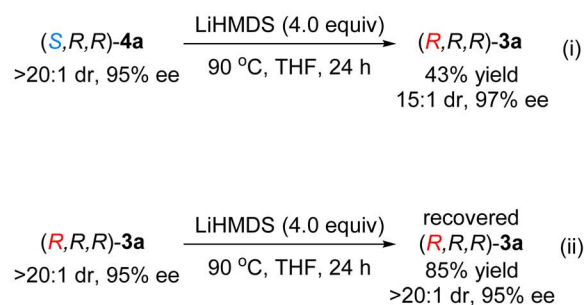
Inspired by the potential capability of Kobayashi's combined chiral Lewis acid catalysts based on rare-earth metals, such as (*R*)-**LA1** and (*R*)-**LA2**, in asymmetric reactions,^{58,59} we evaluated several related systems to improve the inversion of diastereoselectivity toward (*S,R,R*)-**4a**. The combined Lewis acids (*R*)-**LA1** (Sc(OTf)₃-(*R*)-BINOL-NMM) and (*R*)-**LA2** (Yb(OTf)₃-(*R*)-BINOL-NMM) as co-catalysts successfully switched the diastereoselectivity toward (*S,R,R*)-**4a** as the major diastereomer (entries 10 and 11). Encouraged by this result, other combined chiral Lewis acid co-catalysts were examined (entries 12 and 13 and Table S6 in the SI). Among them, (*R*)-**LA4** (Sn(OTf)₂-(*R*)-BINOL-NMM)—a previously unreported catalyst based on main-group metals—provided (*S,R,R*)-**4a** with excellent regio-, diastereo-, and enantio-selectivity, albeit in 45% yield (entry 13). The yield was significantly improved to 76% by adding the proton source CF₃CH₂OH (TFE) in CHCl₃, affording the desired product (*S,R,R*)-**4a** with >20 : 1 $C\alpha/C\gamma$ selectivity, >20 : 1 dr, and 95% ee (entry 14: conditions B).^{56a-e} In contrast to Kobayashi's work where the chirality of BINOL in combined Lewis acids controlled enantioselectivity, the chirality of BINOL in **LA4** had no effect on stereoselectivity. Even racemic **LA4** (Sn(OTf)₂-(±)-BINOL-NMM) afforded excellent results (entry 15 and Table S8 in the SI). The absence of BINOL resulted in the major

(a) No direct $C\alpha$ -epimerization between products (*R,R,R*)-**3a** and (*S,R,R*)-**4a** under standard conditions B and A

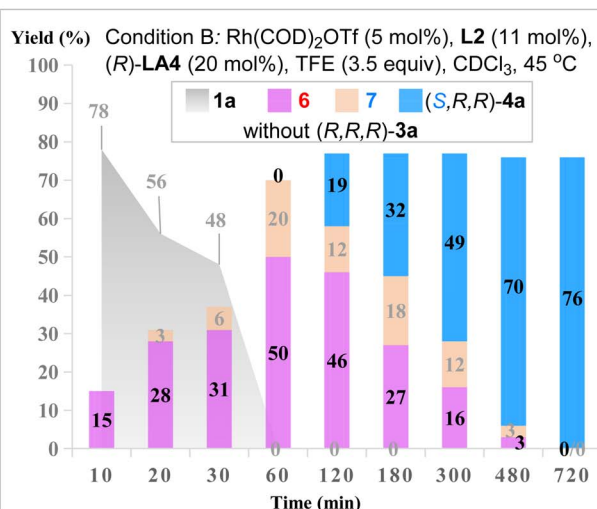


Scheme 1 Interconversion experiments of **3a** and **4a**.

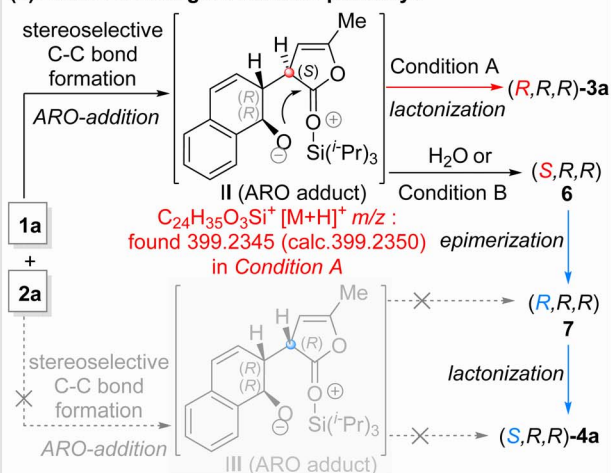
(b) Base-mediated thermodynamic-driven epimerization



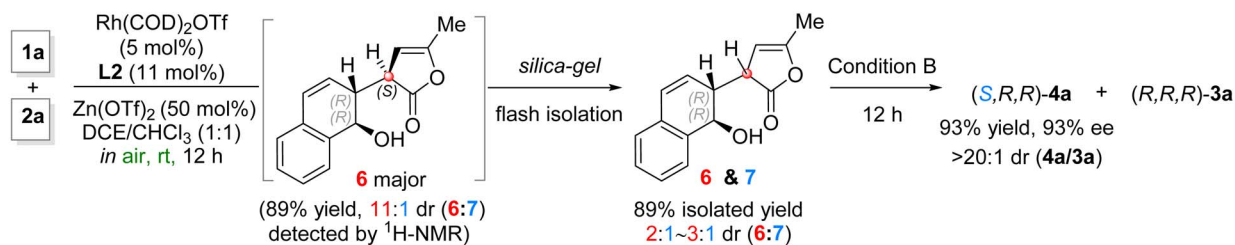
(a) Reaction monitoring at different times under reaction condition B



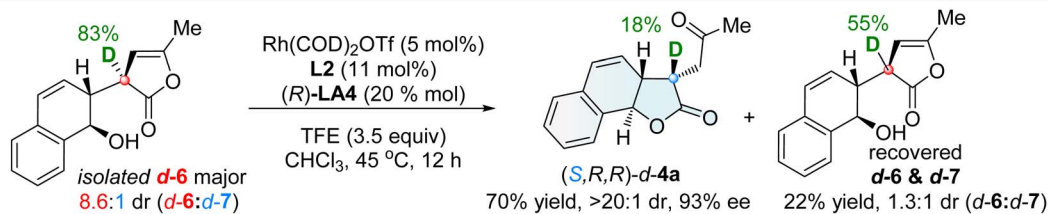
(e) Diastereodivergent reaction pathways



(b) Isolation of intermediate 6 and its lactonization



(c) Deuterium-labeled experiment in condition B



(d) Deuterium-labeled experiment in condition A

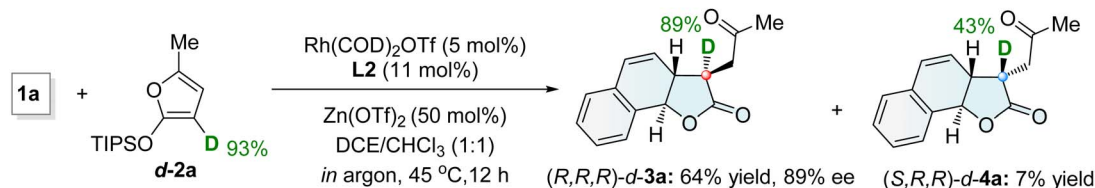


Fig. 2 Control experiments. (a) Reaction monitoring at different times under reaction conditions B; (b) isolation of intermediate 6 and its lactonization; (c) deuterium-labeled experiment under conditions B; (d) deuterium-labeled experiment under conditions A; (e) diastereodivergent reaction pathways.



diastereoisomer **4a** with diminished diastereoselectivity (entry 16). No NMM led to a low dr, delivering the mixed products **3a** and **4a** (entry 17). Without $\text{Sn}(\text{OTf})_2$, the reaction did not work (entry 18). This study not only provides an unprecedented method for diastereodivergent asymmetric synthesis but also expands the chemistry of combined Lewis acid catalysis by demonstrating its unique ability to switch diastereocontrol, opening a new avenue in asymmetric synthesis.⁶⁰

Mechanistic study

To gain insight into the reaction mechanism underlying the diastereodivergent formation of tricyclic γ -lactones, a series of mechanistic experiments were conducted. First, no direct $\text{C}\alpha$ -epimerization between (R,R,R) -**3a** and (S,R,R) -**4a** was observed under standard conditions B and A, respectively (Scheme 1a(i and ii)). Interestingly, upon treatment with lithium hexamethyldisilazide (LiHMDS , 4.0 equiv.) at an elevated temperature (90 °C), (S,R,R) -**4a** was converted into (R,R,R) -**3a** in 43% yield with 15 : 1 dr, accompanied by a significant decomposition of **4a** (Scheme 1b(i)). In contrast, (R,R,R) -**3a** could not be converted into (S,R,R) -**4a** (Scheme 1b(ii)).^{55b} These results suggest

that the chiral tricyclic γ -lactone (S,R,R) -**4a** is a thermodynamically less stable isomer, while the thermodynamically stable diastereomer is (R,R,R) -**3a**.

Next, the reaction evolution for the formation of product (S,R,R) -**4a** was monitored in deuterated solvent under standard conditions B at various time points. As shown in Fig. 2a, intermediate **6** initially appeared—then its diastereomeric counterpart **7**—and subsequently the product (S,R,R) -**4a**. Notably, intermediate **6** as the major diastereoisomer can also be obtained under modified conditions A in air at room temperature with the catalysis of $[\text{Rh}]\text{-L2}/\text{Zn}(\text{OTf})_2$ (Fig. 2b: 11 : 1 dr, 89% yield by $^1\text{H-NMR}$ analysis). However, silica-gel chromatographic separation afforded a mixture of intermediates **6** and **7** with a 2 : 1 to 3 : 1 dr in 89% yield, indicating that intermediate **6** is readily prone to $\text{C}\alpha$ -racemization. Under conditions B, the isolated mixture of **6** and **7** (2 : 1 to 3 : 1 dr) led to the product (S,R,R) -**4a** in 93% yield with >20 : 1 dr. These results indicate that, under conditions B, intermediate **6** with an (S,R,R) -configuration is unlikely to undergo the direct lactonization to form the product (R,R,R) -**3a**. A significant loss of deuterium content was observed in both **4a** and the recovered

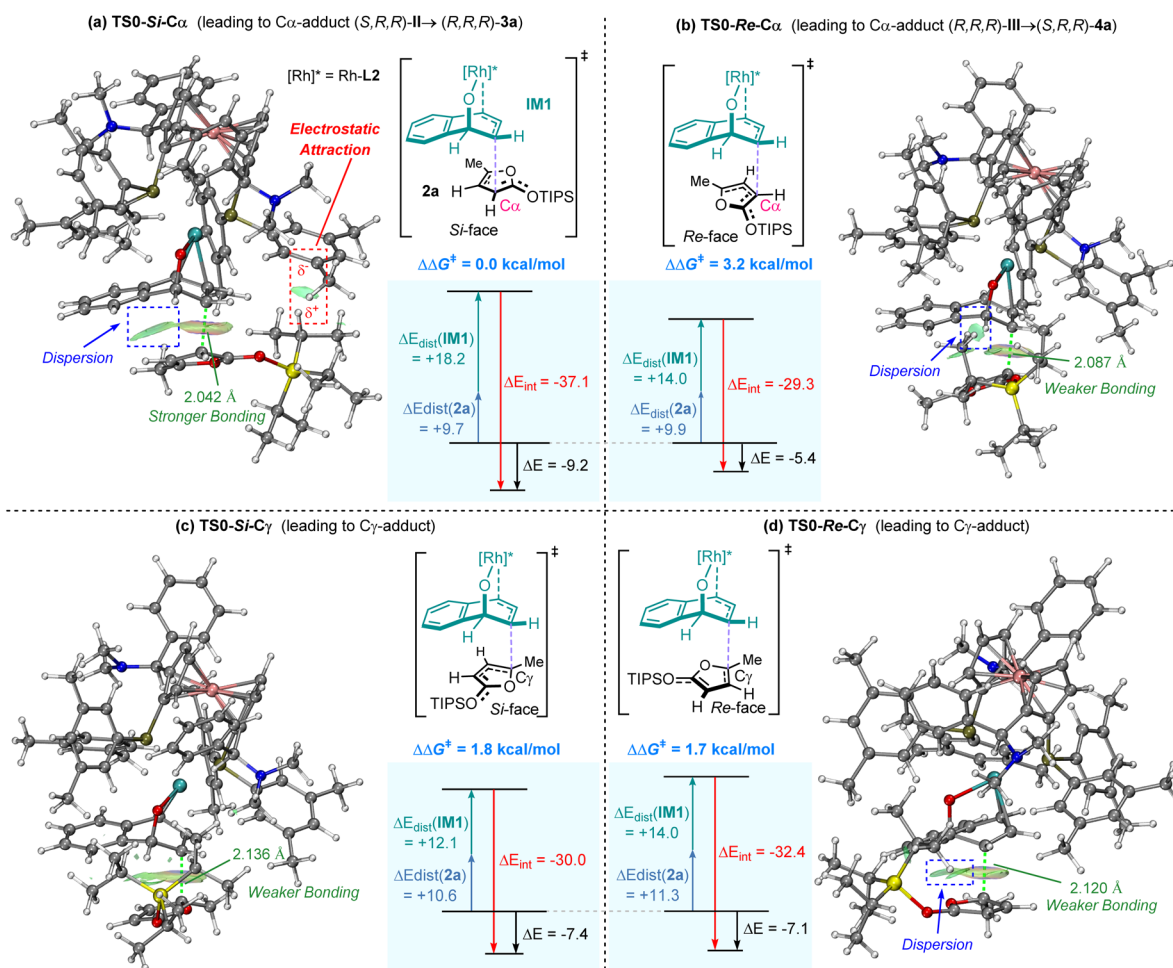


Fig. 3 IGMH & distortion/interaction (DI) analysis for regio-determining and stereo-determining transition states in the C-C bond formation step. (a) $\text{TS0-Si-C}\alpha$ (leading to $\text{C}\alpha$ -adduct (S,R,R) -II \rightarrow (R,R,R) -**3a**); (b) $\text{TS0-Re-C}\alpha$ (leading to $\text{C}\alpha$ -adduct (R,R,R) -III \rightarrow (S,R,R) -**4a**); (c) $\text{TS0-Si-C}\gamma$ (leading to $\text{C}\gamma$ -adduct); (d) $\text{TS0-Re-C}\gamma$ (leading to $\text{C}\gamma$ -adduct).



intermediate mixture **6/7**, indicating that during C α -epimerization from intermediate **6** to **7** and the subsequent lactonization to product (*S,R,R*)-**4a** (Fig. 2c), H/D exchange occurs *via* a deprotonation–reprotonation step.

Under conditions A, a high deuterium retention ratio of 96% was observed in (*R,R,R*)-*d*-**3a**, based on *d*-**2a** (93% D) (Fig. 2d).^{55b} High-resolution mass spectrometry (HRMS) further identified the reactive ARO adduct **II**—not intermediate **6**—as the key species leading to (*R,R,R*)-**3a**.

Based on the above experimental findings, it was proposed that both dual catalytic systems proceed through a common stereocontrolled transition state for C–C bond formation, followed by divergent lactonization pathways (Fig. 2e). Crucially, the diastereoselective inversion is governed by the synergistic action of both the combined multifunctional co-catalyst **LA4** and the proton additive TFE.^{55b} This system promotes the protonation of the ARO-adduct **II** (to (*S,R,R*)-**6**)—thereby suppressing the formation of (*R,R,R*)-**3a**—while concurrently enabling a dynamic kinetic lactonization-driven epimerization pathway of (*S,R,R*)-**6** to (*R,R,R*)-**7** that selectively yields the thermodynamically less stable isomer (*S,R,R*)-**4a**. This proposed mechanism was supported by the density functional theory

(DFT) calculations elucidating the observed diastereoselective reversal (Fig. S6–S8 in SI). DFT results confirm that the combined catalyst (*R*)-**LA4** acts as a multifunctional catalytic system, integrating the capabilities of both a Lewis acid and a proton-transfer catalyst across the process. Computational data indicate that these two diastereomers **6** and **7** are thermodynamically similar, which is consistent with the experimental observation that the epimerization from **6** to **7** occurs relatively easily while maintaining a consistently low dr. Conversely, the pathway from **6** to (*R,R,R*)-**3a** was calculated to be energetically disfavored.

According to the results above, DFT calculations were performed to elucidate both regioselectivity and stereoselectivity in the C–C bond formation step (Fig. 3, S4 and S5 in the SI). The computational results were consistent with the experimental observations regarding the regioselectivity and stereoselectivity. Distortion/interaction analysis and the independent gradient model based on Hirshfeld partition (IGMH)^{61,62} revealed that non-covalent interactions between π -allylic [Rh]^{*} species (**IM1**) and TIPSOF **2a** dominate the energy trends among different transition states. In the most favored transition state **TS0-Si-C α** , significant dispersion forces and electrostatic attraction were

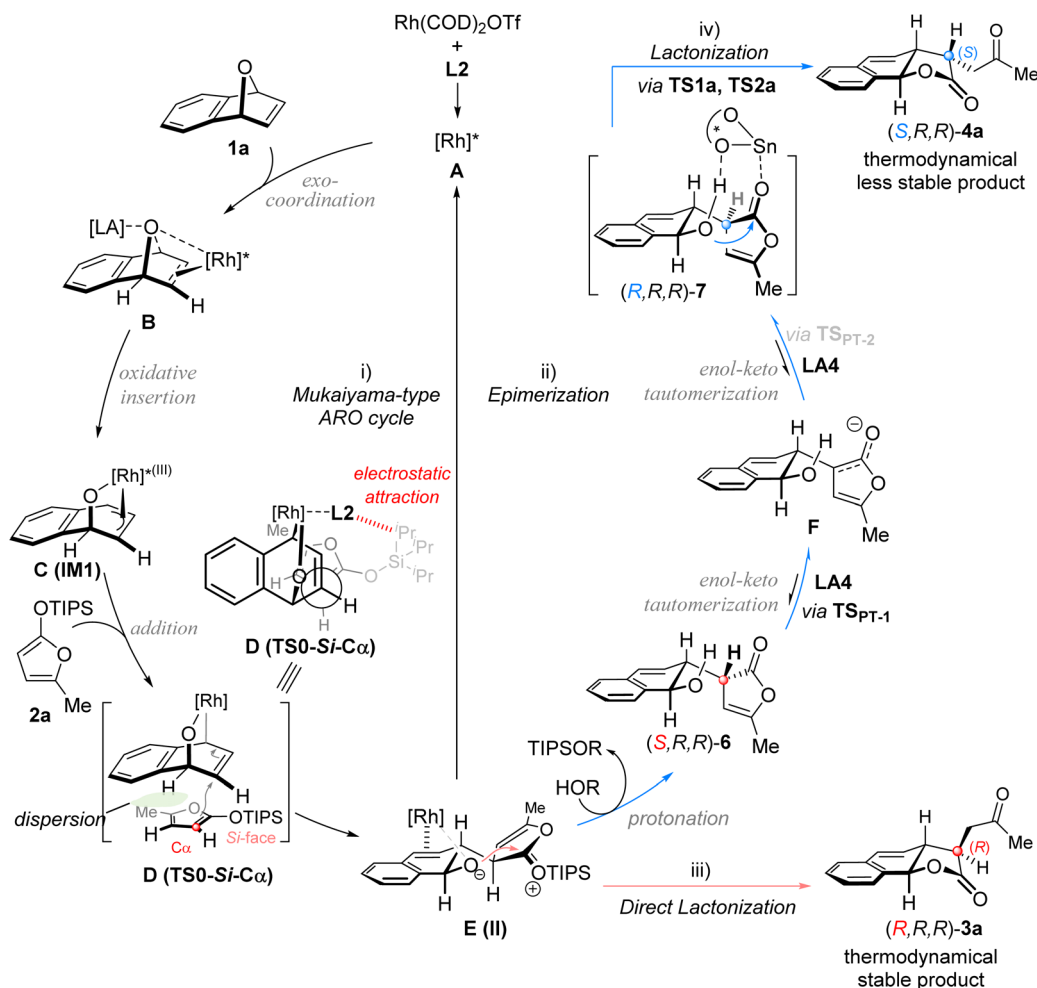


Fig. 4 Possible reaction mechanism.



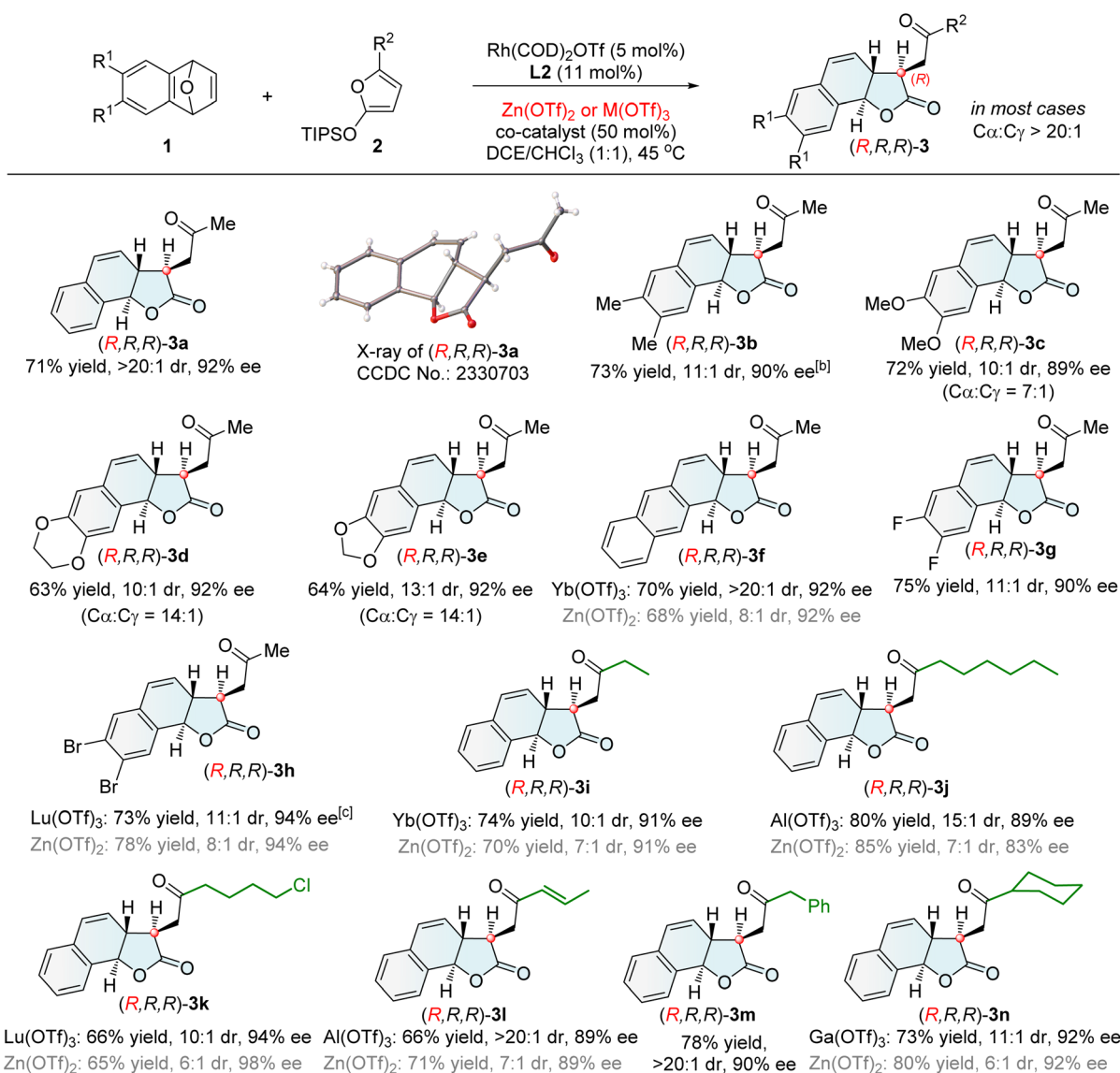
observed between the furan ring of **2a** and the π -allylic $[\text{Rh}]^*$ species (**IM1**), contributing to the stabilization of the transition state. In contrast, the three disfavored transition states lacked electrostatic attraction and exhibited diminished dispersion due to steric hindrance from silyl groups, as evidenced by elongated C–C bond lengths in these transition states.

Based on the above results and related studies,^{44,45,50,57} a rational mechanism is proposed in Fig. 4. The chiral rhodium catalyst ($[\text{Rh}]^*$) initially coordinates with oxabenzonorbornadiene **1a**, followed by desymmetric oxidative insertion to generate the π -allylic $[\text{Rh}]^*$ species **C** (or **IM1**). Subsequently, a $C\alpha$ -selective nucleophilic attack of **2a** on **C** proceeds *via* the favored transition state **D** (or **TS0-Si-C α**), yielding the ARO adduct **E**. This adduct undergoes direct lactonization to furnish the tricyclic γ -lactone (*R,R,R*)-**3a** while regenerating the Rh catalyst. In the presence of a proton source ((*R*)-**LA4** or TFE),

adduct **E** is rapidly protonated to form intermediate **6**, which undergoes $C\alpha$ -epimerization toward intermediate **7**, followed by lactonization of **7** to deliver the tricyclic γ -lactone (*S,R,R*)-**4a**.

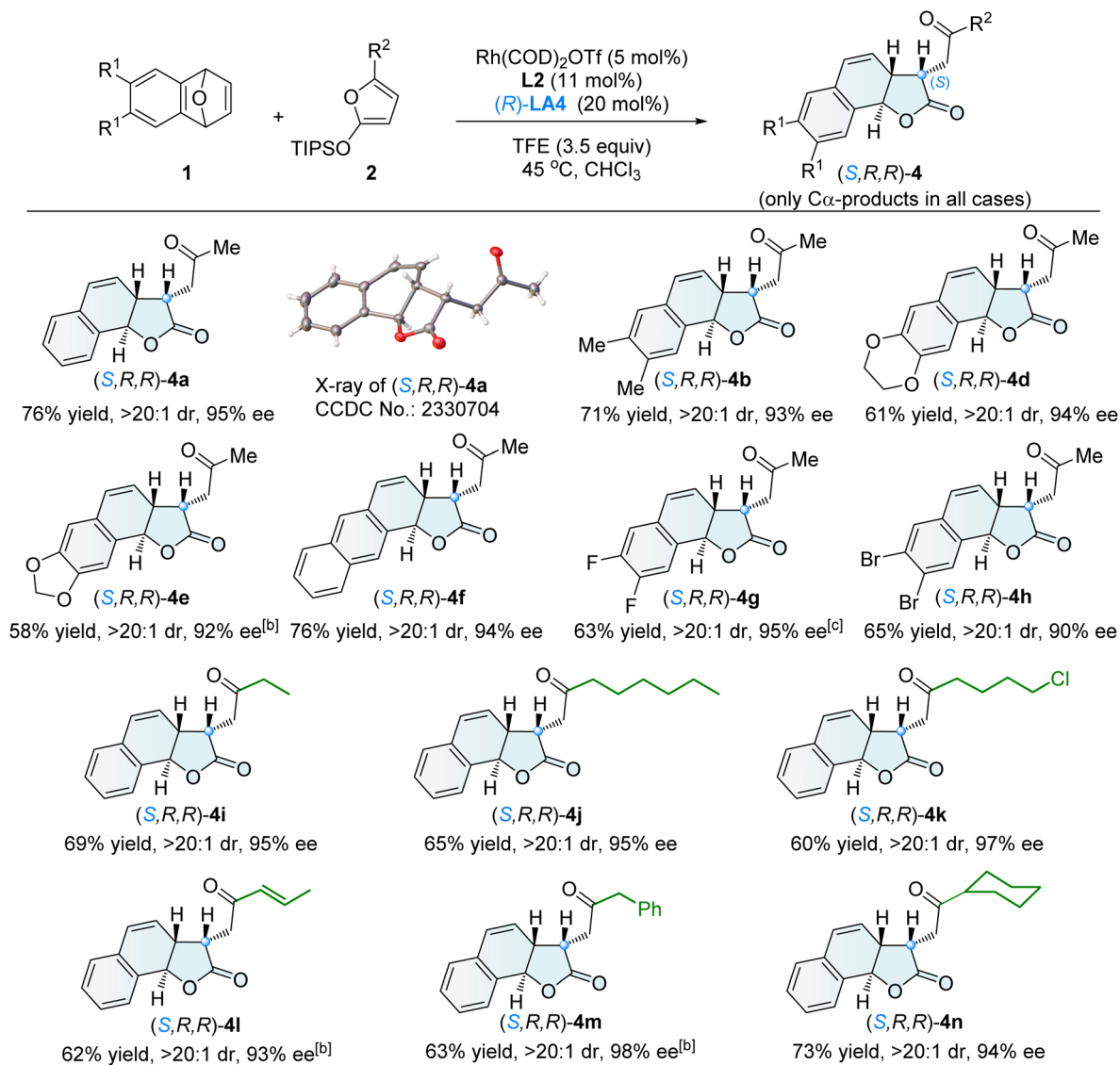
Substrate scope

With the optimized chiral catalytic systems and reaction conditions in hand, we investigated the generality of $C\alpha$ -ARO/lactonization reactions. In the protocol catalyzed by $\text{Rh}(\text{I})/\text{L2}$ and $\text{Zn}(\text{OTf})_2$, the scope of oxabenzonorbornadienes **1** was firstly examined (Scheme 2). A range of oxabenzonorbornadienes **1** bearing electron-rich, electron-neutral and electron-deficient groups on the benzene ring performed well in this reaction, affording tricyclic γ -lactones **3a–h**. The naphthalene-containing substrate **1f** smoothly participated in the reaction, and $\text{Yb}(\text{OTf})_3$ as a co-catalyst provided the desired tricyclic γ -lactone **3f** in 70% yield with >20:1 dr, 92% ee, and



Scheme 2 Asymmetric synthesis of tricyclic γ -lactones (*R,R,R*)-**3**^[a]. [a] Unless otherwise noted, the reaction was conducted under the conditions described in entry 3 of Table 1, and the dr value refers to the ratio of **3** and **4**. [b] **L2** (15 mol%) was used. [c] At 50 °C.





Scheme 3 Asymmetric synthesis of tricyclic γ -lactones (S,R,R) -**4**^[a]. [a] Unless otherwise noted, the reaction was conducted under the conditions described in entry 14 of Table 1, and the dr value refers to the ratio of **4** and **3**. [b] **2** (3.0 equiv.) was used, at 40 °C. [c] At 40 °C.

>20 : 1 $C\alpha/C\gamma$ selectivity. Replacing $\text{Zn}(\text{OTf})_2$ with $\text{Lu}(\text{OTf})_3$ as the co-catalyst improved the diastereoselectivity for **3h** from 8 : 1 to 11 : 1 dr while maintaining good enantioselectivity. Subsequently, the scope of 2-siloxyfurans **2** was investigated. Various 2-siloxyfurans bearing different substituents performed well in this process, producing the corresponding tricyclic γ -lactones (**3a** and **3i-n**). Functional groups such as halides and olefins were well tolerated (**3k** and **3l**). Notably, the 2-siloxyfuran with $R = \text{allyl}$ led to tricyclic γ -lactone **3l** featuring a conjugated enone moiety suitable for further transformation, resulting from olefin isomerization of the $C\alpha$ -ring opening/lactonization product.

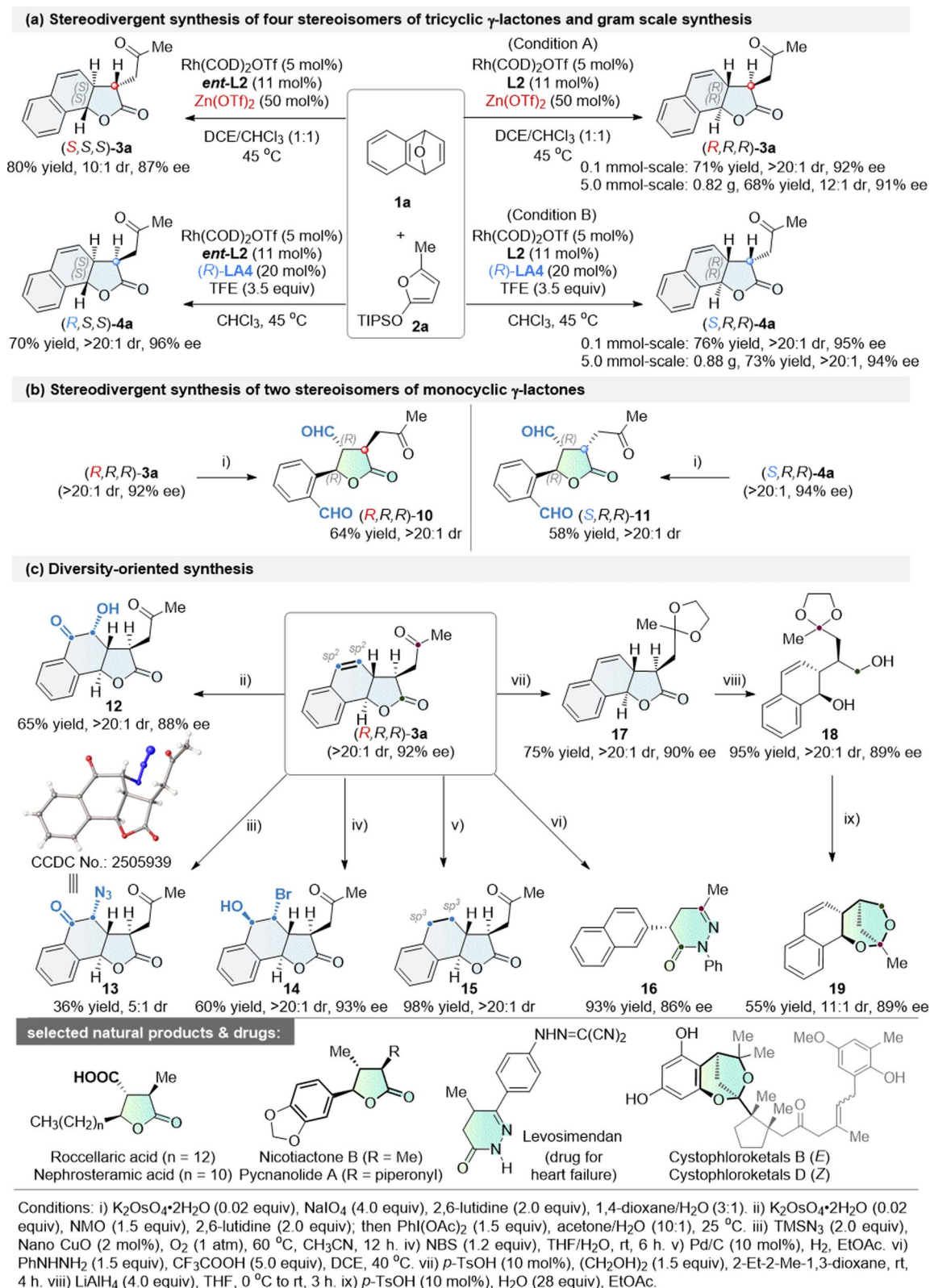
The diastereodivergent $C\alpha$ -ARO/lactonization reaction, catalyzed by $\text{Rh}(\text{i})/\text{L2}$ in combination with the multifunctional co-catalyst **(R)-LA4**, demonstrated a broad substrate scope. A variety of tricyclic γ -lactones (S,R,R) -**4** were obtained in generally good yields, exhibiting excellent diastereoselectivity (>20 : 1 dr),

exclusive $C\alpha$ -selectivity, and high enantioselectivity (90–98% ee) (Scheme 3).

Stereodivergent synthesis and synthetic applications

As indicated in Scheme 4a, changing the chiral ligand **L2** to *ent*-**L2** in the $C\alpha$ -ARO/cyclization cascade reaction between **1a** and **2a** yielded (S,S,S) -**3a** in 80% yield with a 10 : 1 dr and 87% ee. Similarly, (R,S,S) -**4a** was obtained in 70% yield, with a >20 : 1 dr and 96% ee.^{56a-e} Thus, four stereoisomers were synthesized in good yields, exhibiting both excellent enantioselectivity and diastereoselectivity. Moreover, the tricyclic γ -lactones (R,R,R) -**3a** and (S,R,R) -**4a** were prepared on a gram scale with comparable reactivity and selectivity (Scheme 4a). Although a slight decrease in diastereoselectivity was observed for (R,R,R) -**3a**, it still maintained a high dr of 12 : 1, demonstrating the robustness of this diastereodivergent protocol.



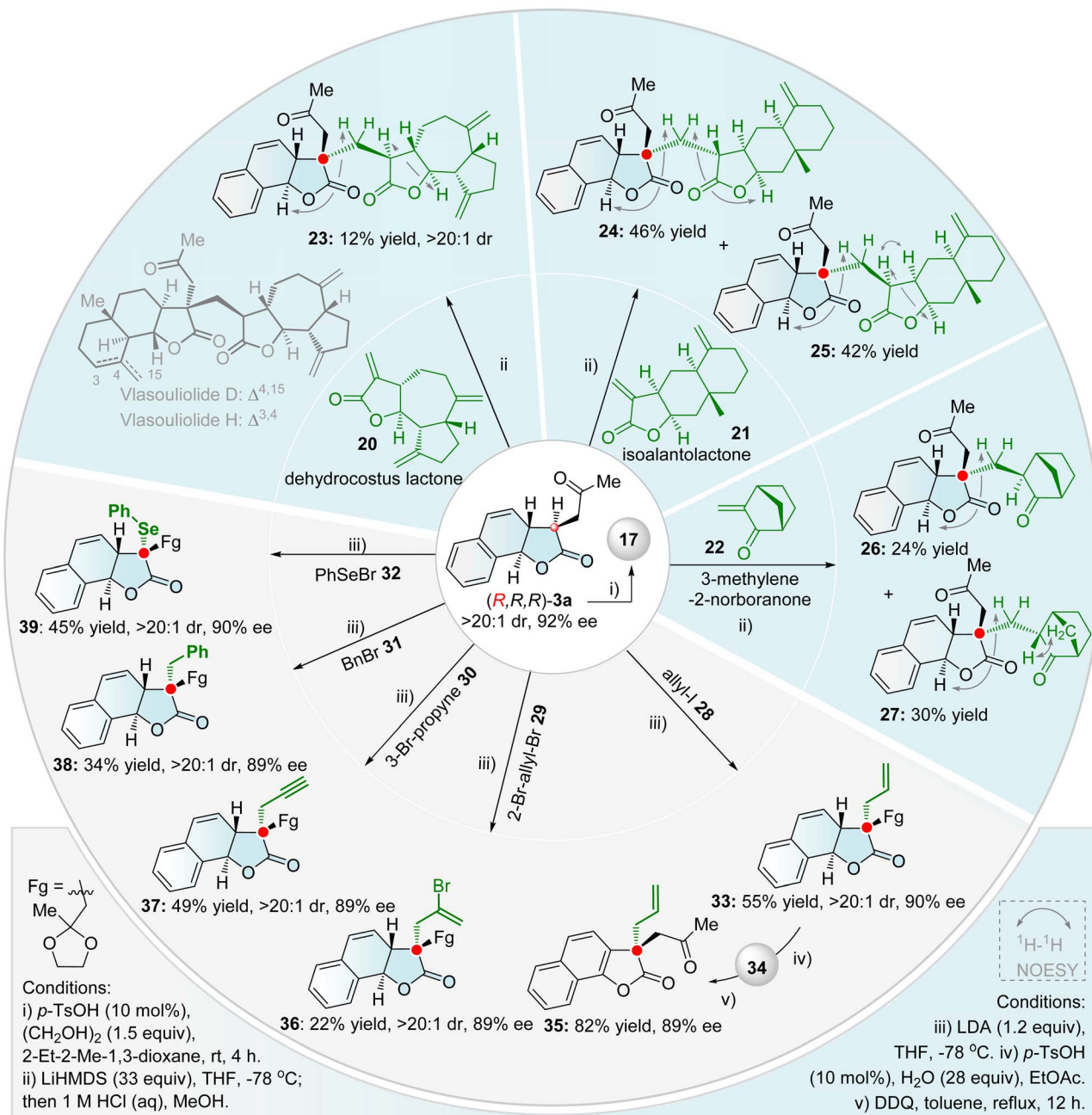


Scheme 4 Stereodivergent synthesis, gram scale synthesis and diversity-oriented synthesis.

Diversity-oriented synthesis (DOS), a powerful tool for drug discovery, aims to efficiently construct compound libraries with structural complexity, stereochemical, and functional diversity.^{53,54} By leveraging the multiple functional groups embedded

in the resulting tricyclic γ -lactone products, we successfully executed a series of intriguing DOS protocols starting from (R,R,R)-**3a** (Schemes 4b, c and 5).



Scheme 5 Diverse C α -quaternizations of tricyclic γ -lactone **3a**.

The alkene moiety in **3a** serves as a versatile linchpin for downstream diversification, enabling rapid expansion of three-dimensional chemical space and modular elaboration of skeletal and functional complexity. Oxidative cleavage of the olefin under catalytic K₂OsO₄/NaIO₄ conditions—avoiding the use of volatile, toxic OsO₄—yields γ -aryl-substituted monocyclic γ -lactone (*R,R,R*)-**10** in 64% yield with >20 : 1 dr (Scheme 4b). The same cleavage protocol applied to (*S,R,R*)-**4a** furnishes the complementary diastereomer (*S,R,R*)-**11** in 58% yield with >20 : 1 dr. Thus, these transformations provide a diastereodivergent gateway to valuable monocyclic γ -lactones bearing three contiguous stereocenters.

Interestingly, switching the co-oxidant manifold to NMO/PhI(OAc)₂ while retaining catalytic K₂OsO₄ redirected the reaction toward ketohydroxylation, delivering α -hydroxy ketone **12** (Scheme 4c: 65% yield, >20 : 1 dr, 88% ee). Notably, a heterogeneous copper-based catalyst diversified the alkene functionalization manifold, facilitating oxyazidation to furnish α -azido ketones **13** in 36% yield (5 : 1 dr), instead of the previously reported C=C double-bond cleavage.⁶³ The structure and absolute configuration of **13** were confirmed by single-crystal X-ray analysis. Exposure to NBS in THF/H₂O promoted hydroxyl-bromination, ultimately yielding the densely functionalized product **14** (60% yield, >20 : 1 dr, 93% ee). Pd/C-mediated hydrogenation of (*R,R,R*)-**3a** cleanly saturated the double bond



to provide **15** in 98% yield, enhancing the sp^3 character of this scaffold.

Treatment with PhNHNH_2 led to a cascade amidation/condensation cyclization of **3a**, affording the privileged dihydropyridazin-3(2*H*)-one **16** with 86% ee and 93% yield. Due to the poor diastereoselectivity (1:1 dr) in the direct LiAlH_4 -mediated reduction of **3a**, an alternative cascade reduction protocol was developed. This protocol commenced with the protected ketal **17**, followed by the reduction of lactone to give the diol **18**. Finally, hydrolysis-initiated cyclization of **18** delivered the complex fused 2,7-dioxabicyclo[3.2.1]octane **19**, thereby enabling skeletal diversity synthesis. Ring-distortion reactions represent a hallmark strategy in diversity-oriented synthesis, involving structural reshaping of existing ring systems through predictable chemical operations—such as ring cleavage, rearrangement, aromatization, and fusion—to rapidly access diverse structural and skeletal molecular platforms. With this strategy in mind, we have successfully transformed the tricyclic γ -lactone **3a** into privileged chiral scaffolds including monocyclic γ -lactones,^{4,5,64} dihydropyridazin-3(2*H*)-ones,⁶⁵ and fused dioxabicyclo[3.2.1]-octanes⁶⁶—structural motifs that are widely found in natural products and pharmaceutical agents.^{55a}

The efficient construction of chiral quaternary stereocenters represents a fundamental yet challenging objective in modern organic synthesis, due to their three-dimensional structural rigidity and unique biological activities.^{67,68} By employing two kinds of efficient enantioselective sequential processes, diverse chiral quaternary carbon stereocenter-embedded tricyclic γ -lactones were synthesized (Scheme 5). These transformations circumvent the reliance on natural chiral sources typical of traditional synthetic methods and achieve precise control over complex three-dimensional architectures and functional group diversity starting from simple feedstocks. To avoid competitive regioselectivity issues, the ketal-protected tricyclic γ -lactone **17** was used as the starting substrate. First, the LiHMDS -mediated Michael protocol efficiently introduces the natural scaffolds (**20–22**) onto tricyclic γ -lactones, delivering variants bearing chiral quaternary stereocenters (**23–27**). Coupling with dehydrocostus lactone **20**, followed by acid-promoted deprotection, rapidly furnished the single diastereoisomer **23**—an analogue of the natural bis-sesquiterpene lactones Vlasouliolide D and H⁶⁹—with excellent diastereoselectivity (>20:1 dr). As we know, this is the first enantioselective synthesis of the bis-sesquiterpene lactone core. When isoalantolactone **21** was employed as a Michael acceptor in a similar sequential procedure, column chromatographic isolation afforded two stereoisomeric products **24** (46% yield) and **25** (42% yield). Reaction with 3-methylene-2-norbornanone **22** similarly afforded the stereoisomers **26** (24% yield) and **27** (30% yield). $^1\text{H}-^1\text{H}$ NOESY correlations confirmed the absolute configuration of all these stereoisomeric products, revealing uniform stereochemistry at the newly formed quaternary carbon center. Next, the direct LDA-mediated $\text{S}_{\text{N}}2$ -type $\text{C}\alpha$ -alkylation of γ -lactone with various alkyl halides **28–32** provided an alternative strategy to access chiral γ -lactones bearing quaternary stereocenters. Several synthetically useful functional groups—including allyl (**33**, **36**), propargyl (**37**), and benzyl group (**38**)—were successfully

incorporated into the lactone core, demonstrating the method's versatility. Employing PhSeBr under these conditions smoothly afforded the $\text{C}\alpha$ -selenylated product **39** (45% yield, >20:1 dr, 90% ee). Additionally, DDQ-mediated oxidative aromatization of the dihydronaphthyl unit in deprotected **34** readily afforded chiral quaternary carbon-embedded naphthofuranones **35**—a π -expanded homologue of the privileged benzofuranone scaffold.^{55a}

Conclusions

In summary, we have established the first $\text{C}\alpha$ -selective, diastereodivergent asymmetric Mukaiyama-type ring-opening/lactonization of 2-siloxyfurans with oxabicyclic alkenes. A series of chiral tricyclic γ -lactones with three contiguous stereocenters were synthesized in excellent enantioselectivity (up to 98% ee), diastereoselectivity (up to >20:1 dr) and regioselectivity (up to >20:1 $\text{C}\alpha$: $\text{C}\gamma$). By simply changing the co-catalyst ($\text{Zn}(\text{OTf})_2$ or $\text{Yb}(\text{OTf})_3$) to a novel multifunctional co-catalyst ($\text{Sn}(\text{OTf})_2$ -BINOL-NMM), the diastereoselectivity was efficiently switched. Four stereoisomers with (*S,S,S*), (*R,R,R*), (*R,S,S*), and (*S,R,R*)-configurations were readily obtained. This protocol features several advances: (a) the first highly enantioselective and diastereoselective $\text{C}\alpha$ -selective reaction of 2-siloxyfurans, as well as the first diastereodivergent asymmetric $\text{C}\alpha$ -selective reaction of 2-siloxyfurans; (b) developing an alternative catalytic asymmetric route to privileged chiral tricyclic γ -lactones based on a stereoselective C–C bond formation strategy; (c) successfully accomplishing a transition-metal-catalyzed ARO reaction of oxabenzonorbornadienes with unstabilized enolates, exhibiting high stereocontrol of nucleophiles; (d) discovering a distinctive and rare diastereoselective reversal strategy—a catalytic dynamic kinetic lactonization-driven epimerization—that selectively delivers the thermodynamically less stable diastereomer. Moreover, DFT and experimental studies revealed that the origin of $\text{C}\alpha$ -regioselectivity arises from the dispersion and electrostatic interactions between 2-siloxyfurans and the electrophilic partner/chiral catalyst, opening a new platform for reaction design. Additionally, these tricyclic γ -lactones serve as versatile platforms for diversity-oriented synthesis. This utility was demonstrated by the diastereodivergent synthesis of monocyclic γ -lactones with three contiguous stereocenters and the construction of several complex scaffolds, including chiral quaternary carbon-embedded tricyclic γ -lactones, dihydropyridazin-3(2*H*)-ones, and fused dioxabicyclo[3.2.1]octanes.

Author contributions

Z. H. S. conceived and directed the project. Y. H. D. and Y. C. W. directed the project. Z. H. Z. and Z. Q. L. performed the DFT calculations. L. F. G. performed most of the chemistry experiments. X. C. W., J. T. R., M. J., P. L. C. and J. H. H. assisted in the separation and purification of some target products. J. Y. Z. assisted in the synthesis of some substrates. T. C., F. Z. P. and R. T. provided guidance for the project. All authors participated in the discussion. Z. H. S. and Y. H. D. prepared this manuscript.



Conflicts of interest

All authors declare no competing interests.

Data availability

CCDC 2330703 ((*R,R,R*)-**3a**), 2330704 ((*S,R,R*)-**4a**), 2333474 ((*R,S,S*)-**4a**), 2341397 (**9**) and 2505939 (**13**) contain the supplementary crystallographic data for this paper.^{56a-e}

The authors declare that the data supporting the findings of this study are available within the article and the supplementary information (SI) as well as from the authors upon request. The coordinates of the optimized structure are available from the source data. Supplementary information: experimental procedures, experimental equipment, synthetic applications, characterization data, computational results, X-ray data, HRMS, HPLC and NMR spectra for all new compounds. See DOI: <https://doi.org/10.1039/d6sc01491g>.

Acknowledgements

This work was supported by the National Natural Science Foundation of China (22371248, 22261053, 22571272, and 22361047), Yunnan Fundamental Research Projects (202301AS070021, 202501AT070206, 202301AU070002, and 202401AW070001), Project of Innovative Research Team of Yunnan Province (202405AS350010), Yunnan Provincial Science and Technology Project at Southwest United Graduate School (202302AP370004), and Medical Research Fund of Yunnan University (Key project: YDYXJJ2024-0010). We thank the Advanced Analysis and Measurement Center of Yunnan University for the sample testing service.

Notes and references

- 1 K. Jozwiak, W. J. Lough and I. W. Wainer, *Drug Stereochemistry: Analytical Methods and Pharmacology*, Informa, 3rd edn, 2012, p. 332.
- 2 W. H. Brooks, W. C. Guida and K. G. Daniel, *Curr. Trends Med. Chem.*, 2011, **11**, 760–770.
- 3 I. P. Silvestri and P. J. J. Colbon, *ACS Med. Chem. Lett.*, 2021, **12**, 1220–1229.
- 4 T. D. Tran, N. B. Pham, R. Booth, P. I. Forster and R. J. Quinn, *J. Nat. Prod.*, 2016, **79**, 1514–1523.
- 5 P. A. Onocha and M. S. Ali, *Res. J. Phytochem.*, 2011, **5**, 136–145.
- 6 T. Janecki, *Natural Lactones and Lactams: Synthesis, Occurrence and Biological Activity*, John Wiley & Sons, Weinheim, Germany, 2013, p. 392.
- 7 J. Hur, J. Jang and J. Sim, *Int. J. Mol. Sci.*, 2021, **22**, 2769.
- 8 M. Seitz and O. Reiser, *Curr. Opin. Chem. Biol.*, 2005, **9**, 285–292.
- 9 B. Mao, M. Fananas-Mastral and B. L. Feringa, *Chem. Rev.*, 2017, **117**, 10502–10566.
- 10 J. Fournier, O. Lozano, C. Menozzi, S. Arseniyadis and J. Cossy, *Angew. Chem., Int. Ed.*, 2013, **52**, 1257–1261.
- 11 Z.-J. He, M.-H. Hong, L.-H. Zhang, W.-H. Xiong and F.-M. Zhang, *J. Am. Chem. Soc.*, 2025, **147**, 31639–31649.
- 12 S. Singha, E. Serrano, S. Mondal, C. G. Daniliuc and F. Glorius, *Nat. Catal.*, 2020, **3**, 48–54.
- 13 M. Xue, J. Cui, X. Zhu, F. Wang, D. Lv, Z. Nie, Y. Li and H. Bao, *Angew. Chem., Int. Ed.*, 2023, **62**, e202304275.
- 14 Q. Xiong, K. Tian, X.-L. Liu, L. He, Y.-W. Song, Y. Liu, Z.-F. Wang, X.-Q. Dong and C.-J. Wang, *Angew. Chem., Int. Ed.*, 2026, **65**, e19537.
- 15 K. M. Steward, E. C. Gentry and J. S. Johnson, *J. Am. Chem. Soc.*, 2012, **134**, 7329–7332.
- 16 T. Touge, K. Sakaguchi, N. Tamaki, H. Nara, T. Yokozawa, K. Matsumura and Y. Kayaki, *J. Am. Chem. Soc.*, 2019, **141**, 16354–16361.
- 17 Z. Xiong, J. Tian, P. Xue and H. Lv Zhang, *Org. Chem. Front.*, 2020, **7**, 104–108.
- 18 M. Shi, Y. Yao, X. Fan, K. Li, X. Yu, Y. Liu, Z. Wu and N. Wang, *ACS Catal.*, 2024, **14**, 17480–17488.
- 19 J. Wang, S. Su, S. Zhang, S. Zhai, R. Sheng, W. Wu and R. Guo, *Eur. J. Med. Chem.*, 2019, **175**, 215–233.
- 20 A. T. Kulyasov, T. S. Seitembetov and S. M. Adekenov, *Chem. Nat. Compd.*, 1997, **33**, 185–186.
- 21 A. Coricello, A. El-Magboubb, M. Luna, A. Ferrari, I. S. Haworth, C. J. Gomer, F. Aiello and J. D. Adams, *Bioorg. Med. Chem. Lett.*, 2018, **28**, 993–996.
- 22 R. Yang, M. Han, C. Wu, J. Yang and Y. Guo, *J. Agric. Food Chem.*, 2025, **73**, 14882–14890.
- 23 X. Shi, S. Dai, J. Song, S. Zhang, W. Zhang, Y. Guo, S. Zhang, Y. Wang, W. Ye, J. Zheng, X. Ma and W. Zhao, *Bioorg. Chem.*, 2025, **154**, 108048.
- 24 B. Sandargo, B. Thongbai, D. Praditya, E. Steinmann, M. Stadler and F. Surup, *Molecules*, 2018, **23**, 2697–2708.
- 25 A. Rahman and Z. Shah, in *Stereoselective Synthesis in Organic Chemistry*, ed. H. H. Wasserman, S. F. Martin and Y. Yamamoto, Springer-Verlag, New York, 1999, pp. 185–396.
- 26 L. Lin and X. Feng, *Chem.-Eur. J.*, 2017, **23**, 6464–6482.
- 27 M. Bihani and J. C.-G. Zhao, *Adv. Synth. Catal.*, 2017, **359**, 534–575.
- 28 I. P. Beletskaya, C. Nájera and M. Yus, *Chem. Rev.*, 2018, **118**, 5080–5200.
- 29 D. Moser, T. A. Schmidt and C. Sparr, *JACS Au*, 2023, **3**, 2612–2630.
- 30 L. Wei, C. Fu, Z.-F. Wang, H.-Y. Tao and C.-J. Wang, *ACS Catal.*, 2024, **14**, 3812–3844.
- 31 G. Rassu, F. Zanardi, L. Battistini and G. Casiraghi, *Chem. Soc. Rev.*, 2000, **29**, 109–118.
- 32 L. Hoppmann and O. G. Mancheño, *Molecules*, 2021, **26**, 6902.
- 33 Q. Zhang, X. Liu and X. Feng, *Curr. Org. Synth.*, 2013, **10**, 764–785.
- 34 R. P. Singh, B. M. Foxman and L. Deng, *J. Am. Chem. Soc.*, 2010, **132**, 9558–9560.
- 35 S. P. Brown, N. C. Goodwin and D. W. C. MacMillan, *J. Am. Chem. Soc.*, 2003, **125**, 1192–1194.
- 36 Y.-Q. Jiang, Y.-L. Shi and M. Shi, *J. Am. Chem. Soc.*, 2008, **130**, 7202–7203.
- 37 L. C. Wieland, E. M. Vieira, M. L. Snapper and A. H. Hoveyda, *J. Am. Chem. Soc.*, 2009, **131**, 570–576.



- 38 J. Li, R. Huang, Y.-K. Xing, G. Qiu, H.-Y. Tao and C.-J. Wang, *J. Am. Chem. Soc.*, 2015, **137**, 10124–10127.
- 39 F. Richard, S. Aubert, T. Katsina, L. Reinalda, D. Palomas, R. Crespo-Otero, J. Huang, D. C. Leitch, C. Mateos and S. Arseniyadis, *Nat. Synth.*, 2022, **1**, 641–648.
- 40 J. Cui, R. Oriez, H. Noda, T. Watanabe and M. Shibasaki, *Angew. Chem., Int. Ed.*, 2022, **61**, e202203128.
- 41 B. Mao, Y. Ji, M. F. Mastral, G. Caroli, A. Meetsma and B. L. Feringa, *Angew. Chem., Int. Ed.*, 2012, **51**, 3168–3173.
- 42 W. Chen and J. F. Hartwig, *J. Am. Chem. Soc.*, 2012, **134**, 15249–15252.
- 43 M. Woyciechowska, G. Forcher, S. Buda and J. Mlynarski, *Chem. Commun.*, 2012, **48**, 11029–11031.
- 44 M. Lautens, K. Fagnou and S. Hiebert, *Acc. Chem. Res.*, 2003, **36**, 48–58.
- 45 S. V. Kumar, A. Yen, M. Lautens and P. J. Guiry, *Chem. Soc. Rev.*, 2021, **50**, 3013–3093.
- 46 L. Zhang, C. M. Le and M. Lautens, *Angew. Chem., Int. Ed.*, 2014, **53**, 5951–5954.
- 47 S. Krautwald, D. Sarlah, M. A. Schafroth and E. M. Carreira, *Science*, 2013, **340**, 1065–1067.
- 48 X. Huo, R. He, X. Zhang and W. Zhang, *J. Am. Chem. Soc.*, 2016, **138**, 11093–11096.
- 49 Y.-H. Wen, F. Yang, S. Li, X. Yao, J. Song and L.-Z. Gong, *J. Am. Chem. Soc.*, 2023, **145**, 4199–4207.
- 50 J. Huang, H. Xu, Y. Pang, L. Liu, X. Wan, W. Wang, L. Gan, J. Ren, F. Peng, Y. Dang, Y. Ou, Y.-H. Deng and Z. Shao, *Angew. Chem., Int. Ed.*, 2025, **64**, e202507941.
- 51 L. Xiao, L. Wei and C.-J. Wang, *Angew. Chem., Int. Ed.*, 2021, **60**, 24930–24940.
- 52 C. Che, Y.-N. Lu and C.-J. Wang, *J. Am. Chem. Soc.*, 2023, **145**, 2779–2786.
- 53 M. D. Burke and S. L. Schreiber, *Angew. Chem., Int. Ed.*, 2004, **43**, 46–58.
- 54 W. R. J. D. Galloway, A. Isidro-Llobet and D. R. Spring, *Nat. Commun.*, 2010, **1**, 80.
- 55 (a) More selected natural products and pharmaceutical agents containing these chiral privileged scaffolds, including monocyclic γ -lactones, dihydropyridazin-3(2H)-ones, dioxabicyclo[3.2.1]-octanes, benzofuranones, and chiral quaternary-bearing tricyclic γ -lactones, are shown in Section 6 in SI.; (b) For more details, please see the SI.
- 56 (a) CCDC 2330703: Experimental Crystal Structure Determination, 2026, DOI: [10.5517/ccdc.csd.cc2j78z1](https://doi.org/10.5517/ccdc.csd.cc2j78z1); (b) CCDC 2330704: Experimental Crystal Structure Determination, 2026, DOI: [10.5517/ccdc.csd.cc2j7903](https://doi.org/10.5517/ccdc.csd.cc2j7903); (c) CCDC 2333474: Experimental Crystal Structure Determination, 2026, DOI: [10.5517/ccdc.csd.cc2jb5cf](https://doi.org/10.5517/ccdc.csd.cc2jb5cf); (d) CCDC 2341397: Experimental Crystal Structure Determination, 2026, DOI: [10.5517/ccdc.csd.cc2jldyh](https://doi.org/10.5517/ccdc.csd.cc2jldyh); (e) CCDC 2505939: Experimental Crystal Structure Determination, 2026, DOI: [10.5517/ccdc.csd.cc2q3mr7](https://doi.org/10.5517/ccdc.csd.cc2q3mr7); (f) S. Li, Q. Chen, J. Yang and J. Zhang, *Angew. Chem., Int. Ed.*, 2022, **61**, e202202046. According to Zhang's report, the absolute configuration and structure of **5a** was assigned to be R.
- 57 T. Chen, L. Gan, R. Wang, Y. Deng, F. Peng, M. Lautens and Z. Shao, *Angew. Chem., Int. Ed.*, 2019, **58**, 15819–15823.
- 58 S. Kobayashi, M. Araki and I. Hachiya, *J. Org. Chem.*, 1994, **59**, 3758–3759.
- 59 S. Kobayashi, H. Ishitani, I. Hachiya and M. Araki, *Tetrahedron*, 1994, **50**, 11623–11636.
- 60 For a review on combined acid catalysis, see: H. Yamamoto and K. Futatsugi, *Angew. Chem., Int. Ed.*, 2005, **44**, 1924–1942.
- 61 T. Lu and Q. Chen, *J. Comput. Chem.*, 2022, **43**, 539–555.
- 62 T. Lu, *Angew. Chem., Int. Ed.*, 2025, **64**, e202504895.
- 63 Z. Cheng, K. Huang, C. Wang, L. Chen, X. Li, Z. Hu, X. Shan, P.-F. Cao, H. Sun, W. Chen, C. Li, Z. Zhang, H. Tan, X. Jiang, G. Zhang, Z. Zhang, M. Lin, L. Wang, A. Zheng, C. Xia, T. Wang, S. Song, X. Shu and N. Jiao, *Science*, 2025, **387**, 1083–1090.
- 64 R. Bandichhor, B. Nosse and O. Reiser, in *Natural Product Synthesis I: Targets, Methods, Concepts*, ed. J. Mulzer, Springer Berlin Heidelberg, Berlin, Heidelberg, 2005, vol. 243, pp. 43–72.
- 65 A. F. E. Rump, D. A. R. Rosen and W. Klaus, *Pharmacol. Toxicol.*, 1994, **74**, 244–248.
- 66 M. E. Hattab, G. Genta-Jouve, N. Bouzidi, A. Ortalo-Magne, C. Hellio, J.-P. Marechal, L. Piovetti, O. P. Thomas and G. Culioli, *J. Nat. Prod.*, 2015, **78**, 1663–1670.
- 67 K. W. Quasdorf and L. E. Overman, *Nature*, 2014, **516**, 181–191.
- 68 T. T. Talele, *J. Med. Chem.*, 2020, **63**, 13291–13315.
- 69 D. M. Cárdenas, F. J. R. Mejías, J. M. G. Molinillo and F. A. Macías, *J. Org. Chem.*, 2020, **85**, 7322–7332.

