

Cite this: *Chem. Sci.*, 2019, 10, 10716

All publication charges for this article have been paid for by the Royal Society of Chemistry

Received 31st July 2019
Accepted 7th October 2019

DOI: 10.1039/c9sc03790j

rsc.li/chemical-science

Synthesis of bicyclo[3.1.0]hexanes by (3 + 2) annulation of cyclopropenes with aminocyclopropanes†

Bastian Muriel, Alec Gagnebin and Jerome Waser *

We report the convergent synthesis of bicyclo[3.1.0]hexanes possessing an all-carbon quaternary center via a (3 + 2) annulation of cyclopropenes with cyclopropylanilines. Using an organic or an iridium photoredox catalyst and blue LED irradiation, good yields were obtained for a broad range of cyclopropene and cyclopropylaniline derivatives. The reaction was highly diastereoselective when using difluorocyclopropenes together with a removable substituent on the cyclopropylaniline, giving access to important building blocks for medicinal chemistry. With efficient methods existing for the synthesis of both reaction partners, our method grants a fast access to highly valuable bicyclic scaffolds with three contiguous stereocenters.

1. Introduction

Bicyclo[3.1.0]hexanes are prevalent scaffolds in natural products and synthetic bioactive compounds (Fig. 1).¹ For instance, crispatene (1) as well as the two sesquiterpenes cycloedesmol (2) and laurinterol (3), were isolated from marine sources and exhibit potent bioactivities.² Eli Lilly's glutamate derivative 4 and the arglabin derivative 5 are examples of promising synthetic drugs for the treatment of psychiatric disorders³ and cancer,⁴ respectively. Fluorinated analogues such as 6⁵ are increasingly important in medicinal chemistry.⁶ In addition, the high ring strain of these bicyclic scaffolds make them valuable synthetic intermediates,⁷ but at the same time makes their synthesis challenging. Various methods for their preparation have been developed, relying for the most part on the construction of the three-membered ring (Scheme 1A). This approach has led to the development of efficient intramolecular cyclization, cyclopropanation and transannular reactions.⁸ However, these methods often require sophisticated and pre-functionalized starting materials. Intermolecular processes have been mostly limited to cyclopropanation reactions based on the use of carbenes and metallocarbenes.⁹ Surprisingly, the convergent synthesis of bicyclo[3.1.0]hexanes via a (3 + 2) annulation process to build the five-membered ring has not been reported so far.

Cyclopropenes appeared to us as ideal two-carbon partners for this unprecedented approach. With an increasing number of methods for their synthesis combined with high reactivity, they have emerged as key building blocks in organic synthesis.¹⁰ In particular, the synthesis of diester and difluoro-substituted cyclopropenes is now well-established.¹¹ The latter would give access to important fluorinated derivatives such as GABA analogue 6 (Fig. 1). Annulations involving cyclopropenes have been highly successful in the past, especially in the case of (4 + 2) processes leading to 6-membered rings.¹² In contrast, (3 + 2) annulations have been limited to the formation of heterocycles,

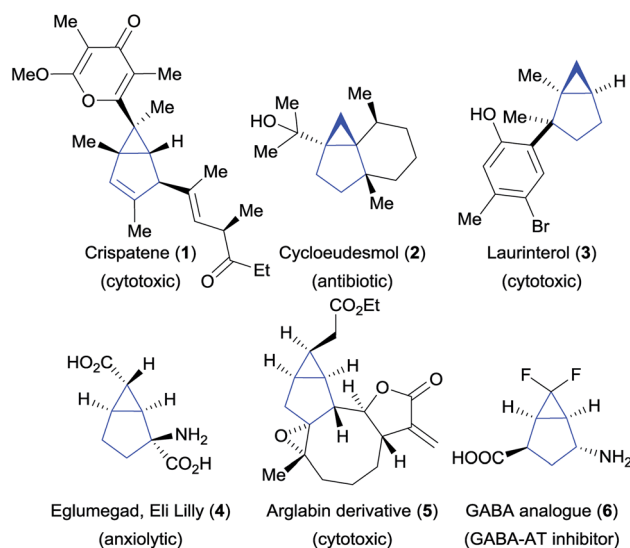
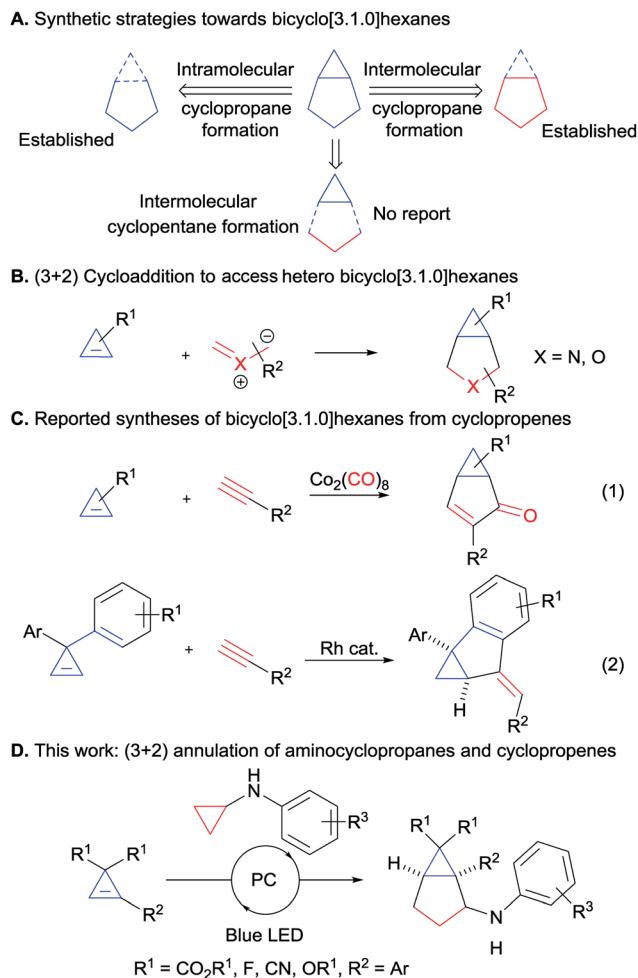


Fig. 1 Natural products and synthetic bioactive compounds containing the bicyclo[3.1.0]hexane scaffold.

Laboratory of Catalysis and Organic Synthesis, Institut des Sciences et Ingénierie Chimique, Ecole Polytechnique Fédérale de Lausanne, Lausanne, Ch-1015, Switzerland. E-mail: jerome.waser@epfl.ch

† Electronic supplementary information (ESI) available. CCDC 1938577. For ESI and crystallographic data in CIF or other electronic format see DOI: 10.1039/c9sc03790j





Scheme 1 Synthesis of bicyclo[3.1.0]hexanes. (A) Synthetic strategies towards bicyclo[3.1.0]hexanes. (B) (3 + 2) cycloaddition to access hetero bicyclo[3.1.0]hexanes from cyclopropenes. (C) Reported syntheses of bicyclo[3.1.0]hexanes from cyclopropenes. (D) This work: (3 + 2) annulation of aminocyclopropanes and cyclopropenes.

such as tetrahydrofuran or pyrrolidine derivatives, starting from carbonyl or imine ylides (Scheme 1B).¹³ To date, the only reports for the synthesis of [3.1.0] carbocycles starting from cyclopropenes are Pauson–Khand reactions^{14a,b} or a rhodium-catalyzed annulation of diarylcyclopropenes with alkynes (Scheme 1C, eqn (1) and (2)).^{14c}

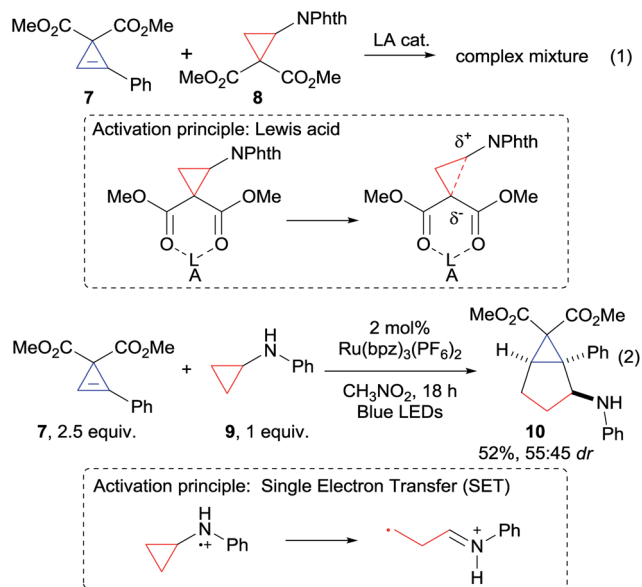
Based on our interest in the development of annulation methodologies exploiting ring strain,¹⁵ we believed that activated cyclopropanes could function as ideal three carbon partners in a (3 + 2) annulation with cyclopropenes for the synthesis of bicyclo[3.1.0]hexanes. We report herein the successful implementation of this strategy *via* an unprecedented photoredox-mediated (3 + 2) annulation between diester-substituted cyclopropenes and aminocyclopropanes, which displayed a broad scope and proceeded under mild conditions. Moreover, a diastereoselective version could be developed with difluorocyclopropenes for accessing important building blocks for synthetic and medicinal chemistry.

2. Results and discussions

Discovery and optimization of the (3 + 2) annulation

Based on our expertise with the Lewis acid activation of donor–acceptor aminocyclopropanes,¹⁵ we examined the reaction of the easily accessible aryl-substituted cyclopropene **7** with cyclopropane **8** (Scheme 2, eqn (1)). However, a complex mixture of products was obtained.¹⁶ We speculated that Lewis acid activation of cyclopropane **8** was not possible in presence of the sensitive and possibly chelating cyclopropene **7**. Therefore, we decided to turn to another mode of activation based on single electron transfer (SET) and radical intermediates (Scheme 2, eqn (2)). To the best of our knowledge, only two examples of (4 + 2) annulations based on light-initiated radical processes have been reported with cyclopropenes.^{12a,f} In this context, the activation of simple donor aminocyclopropanes *via* oxidation with stoichiometric reagents, metal catalysts or photoredox catalysts has attracted strong interest, and the resulting radicals have been reported to participate in annulation reaction with olefins or alkynes.¹⁷ Nevertheless, reactions with cyclopropenes were never reported. Gratifyingly, when Zheng photoredox conditions^{17c} were examined using aminocyclopropane **9**, the desired annulation product **10** could be obtained in 52% as a mixture of diastereoisomers (Scheme 2, eqn (2)). We decided therefore to optimize this result (Table 1, entry 1).

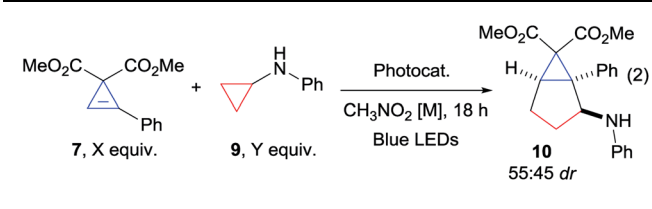
Eighteen hours of reaction were required for the full conversion of cyclopropyl aniline **9**. Cyclopropene **7** was stable under these reaction conditions. However degassing the solvent was required to limit degradation of cyclopropyl aniline **9**. Consistent with previous reports,^{17c,d} nitromethane was superior to all other solvents. No improvement was observed when varying catalyst, concentration and stoichiometry (see ESI for more details[†]). A drawback of Zheng's optimized conditions is the use of a large excess of olefin (typically 5 equivalents).



Scheme 2 First attempts of (3 + 2) annulation.



Table 1 Optimization of the (3 + 2) annulation

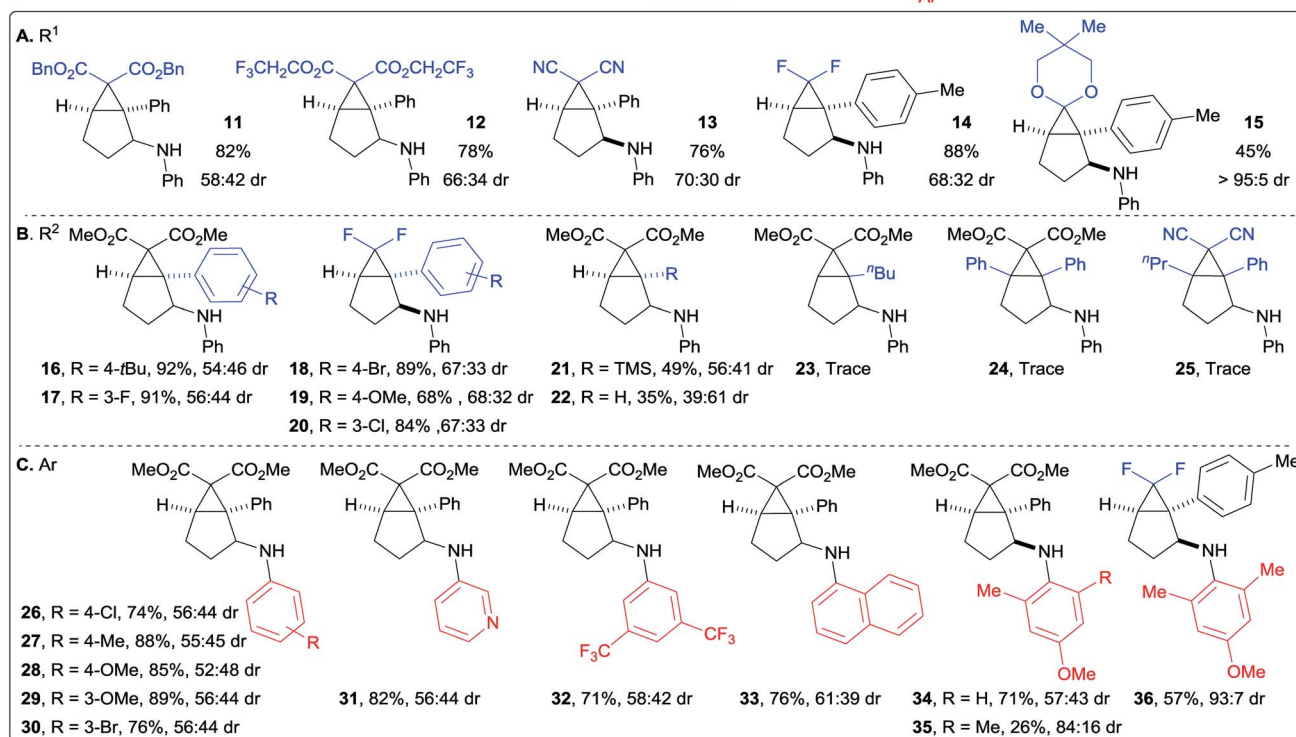
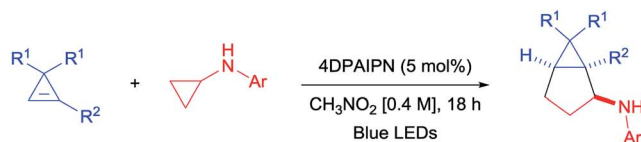


Entry	X	Y	Photocat. (mol%)	[M]	Yield ^a
1	2.5	1.0	Ru(bpz) ₃ (PF ₆) ₂ (2)	0.1 M	52%
2	1.0	1.5	Ru(bpz) ₃ (PF ₆) ₂ (2)	0.1 M	53%
3	1.0	1.5	4CzIPN (5)	0.1 M	60%
4	1.0	1.5	4CzIPN (5)	0.4 M	82%
5	1.0	1.8	4CzIPN (5)	0.4 M	86%
6	1.0	1.8	4DPAIPN (5)	0.4 M	89% (87%) ^b

^a Isolated on 0.1 mmol scale. ^b Isolated yield on 0.3 mmol scale.

Cyclopropylamine **9** being synthetically more accessible,¹⁸ we attempted to use it in excess and obtained a similar yield (Table 1, entry 2). We then examined the organic dye 2,4,5,6-tetra(9H-carbazol-9-yl)isophthalonitrile (4CzIPN), as photoredox catalyst. 4CzIPN has a close oxidation potential compared to the

ruthenium catalyst, but it is a better reductant ($E_{1/2}(*P/P^-) = +1.35$ and $E_{1/2}(P/P^-) = -1.21$ vs. $+1.45$ and -0.80 for Ru(bpz)₃(PF₆)₂).^{19,20} Its use led to a slightly improved yield of 60% (Table 1, entry 3). To the best of our knowledge, this is the first report on the use of an organic dye for the photoredox-based activation of aminocyclopropanes. Increasing the concentration to 0.4 M, **10** could be obtained in 82% (Table 1, entry 4). Using a higher concentration was not possible due to the low solubility of the catalyst. Eventually, using 1.8 equiv. of cyclopropylamine **9** led to 86% yield of product **10** (Table 1, entry 5). However, 4CzIPN gave lower yields for other cyclopropene and cyclopropylamine derivatives. We found that the less oxidizing, but stronger reducing, 2,4,5,6-tetrakis(diphenylamino)isophthalonitrile (4DPAIPN, $E_{1/2}(*P/P^-) = +0.90$ and $E_{1/2}(P/P^-) = -1.65$)²¹ was a more general catalyst. This dye was first reported by Zhang and Luo,^{19a} but Zeitler and co-workers later showed that the dye used in their work had another structure.²² Our group was the first to access the originally proposed structure.²¹ In case of **7** and **9**, **10** was obtained in similar yield using 4DPAIPN, and the reaction could be easily scaled up to 0.3 mmol (Table 1, entry 6). Importantly, the yield obtained is much higher than the previously reported one in radical-based annulation of cyclopropenes (16–51%),^{12f} demonstrating that this strategy can be highly efficient. Product



Scheme 3 Scope of the (3 + 2) annulation. Reaction conditions: cyclopropene (1.0 equiv., 0.3 mmol), 4DPAIPN (5 mol%) and cyclopropylamine (1.8 equiv.) in CH₃NO₂ (0.4 M) at rt. Isolated yields are given. dr determined by ¹H NMR of the crude products. (A) Scope of substituents R¹ on cyclopropene. (B) Scope of substituents R² on cyclopropene. (C) Scope of aryl substituents on cyclopropylamine.



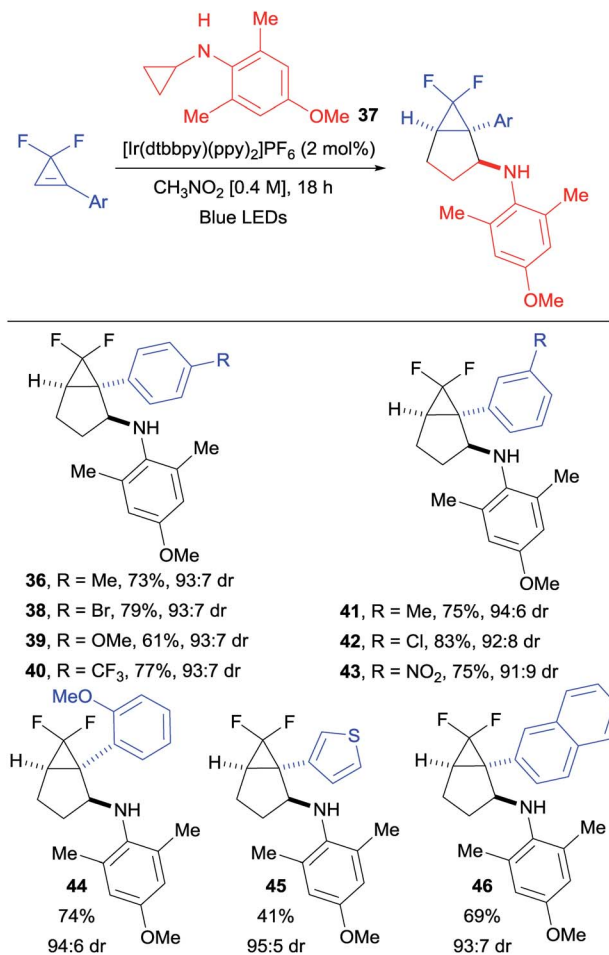
10 was obtained as a nearly 1 : 1 mixture of diastereoisomers, which could be isolated in pure form after column chromatography.²³

Scope of the (3 + 2) annulation

With optimized conditions in hand, we started to vary the substituents on the cyclopropene (Scheme 3A). We found that different esters were suitable for the transformation (products **11** and **12**). Both dicyano- and difluoro-cyclopropenes furnished the corresponding cycloadducts **13** and **14** in high yields and improved diastereoselectivity. An acetal protected cyclopropenone could also be used as partner in the (3 + 2) cycloaddition, leading to compound **15** in 45% yield as a single diastereoisomer. Different substituents on the olefin were then investigated (Scheme 3B). With aryl groups, both electron-withdrawing and -donating groups were well tolerated in *meta* and *para* positions (products **16–20**). A notable decrease in yield was only observed with the strongly donating *para*-methoxy group (**19**). Interestingly, the TMS- and un-substituted cyclopropenes afforded the corresponding bicyclo[3.1.0]hexanes **21** and **22** in moderate yields. This decrease in yield is most likely due to the lower stability of the cyclopropyl radical. Alkyl substituted and disubstituted cyclopropenes could not be used, and only trace amount of the desired products **23**, **24** and **25** were observed. We then turned our attention towards the aromatic ring of the cyclopropylanilines, bearing electronically and sterically diverse substituents (Scheme 3C).²⁴ Both electron-withdrawing and -donating groups were compatible in *para* and *meta* positions, delivering the expected products **26–30** in good to excellent yields. The reaction was also applicable to heterocyclic substituents, as well as disubstituted aryl groups on the cyclopropylamine without any significant impact on the yields of products **31** and **32**. The sterically demanding naphthyl substituent led also to a high yield of product **33**. When considering that *para*-methoxyphenyl (PMP) can be cleaved under oxidative conditions, we decided to investigate more sterically hindered derivatives to see if the diastereoselectivity could be improved. Adding one methyl in *ortho* position did affect neither the yield nor the stereochemical outcome (product **34**). Having two methyl groups in *ortho* position decreased the yield, but increased significantly the diastereoselectivity in the formation of **35**. When considering the importance of fluorinated compounds in medicinal chemistry,⁶ we then turned to difluorocyclopropenes. With *N*-cyclopropyl-4-methoxy-2,6-dimethylaniline (**37**), we could isolate the corresponding product **36** in 57% yield with an improved diastereomeric ratio of 93 : 7. Considering the importance of fluorinated derivatives, we decide to re-optimize this transformation (see ESI for details[†]) and explore its scope.

Diastereoselective (3 + 2) annulation with difluorocyclopropenes

We found that employing the less oxidizing [Ir(dtbbpy)(ppy)₂]PF₆ photocatalyst ($E_{1/2}(*P/P^-) = +0.66$ and $E_{1/2}(P/P^-) = -1.51$),²⁰ combined with a larger excess of cyclopropylaniline **37** (easily synthesized in one step from cheap and commercially



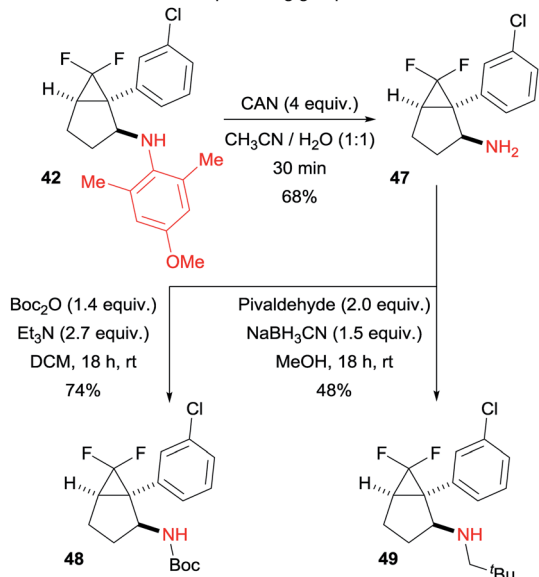
Scheme 4 Diastereoselective (3 + 2) cycloaddition with difluorocyclopropenes. Reaction conditions: difluorocyclopropene (1.0 equiv., 0.30 mmol), [Ir(dtbbpy)(ppy)₂]PF₆ (5 mol%) and *N*-cyclopropyl-4-methoxy-2,6-dimethylaniline (**37**) (2.5 equiv.) in CH₃NO₂ (0.4 M) at rt. Isolated yields are given. The dr was determined by ¹⁹F NMR spectroscopy of the crude products.

available starting materials), allowed us to isolate **36** in a satisfying 73% yield with the same diastereoselectivity (Scheme 4). Under these conditions, difluorocyclopropenes bearing electron-withdrawing, as well as electron-donating groups in *meta* and *para* positions delivered the corresponding products **38–43** in good yields and diastereoselectivity. A slight decrease in yield was only observed when a strongly donating *para*-methoxy substituent was introduced (product **39**). *Ortho* substitution was also tolerated as illustrated with cyclopropane **44**. A thienyl-substituted difluorocyclopropene was compatible with our conditions, affording the corresponding bicyclic product **45** in moderate yield. A bulky 2-naphthyl substituent was also tolerated in the annulation, delivering **46** in a 69% yield.

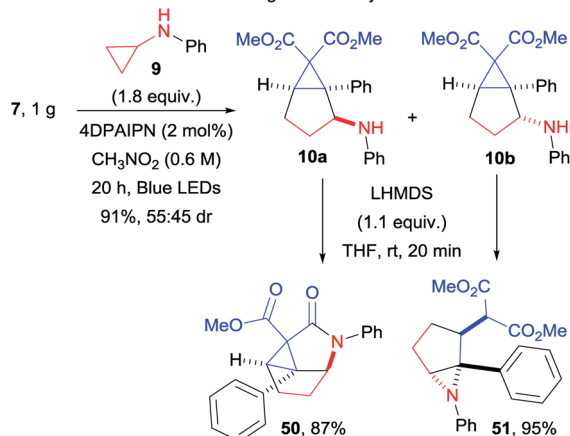
We then turned our attention to synthetically relevant transformations of the obtained bicyclo[3.1.0]hexanes. Starting with compound **42**, we could easily remove the bulky PMP group (Scheme 5A). This transformation proceeded smoothly in only 30 minutes at room temperature, delivering the free amine **47**.



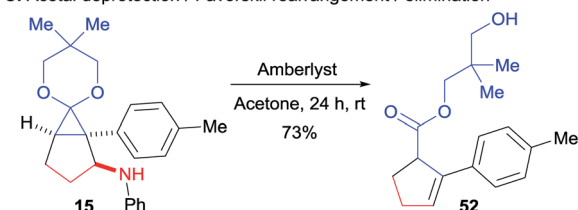
A. Removal of PMP-derived protecting group and further functionalization of 47



B. Gram-scale reaction and divergent reactivity of 10a and 10b



C. Acetal deprotection / Favorskii rearrangement / elimination



Scheme 5 Gram-scale (3 + 2) annulation and product modifications. (A) Removal of PMP-derived protecting group and further functionalization of 47. (B) Gram-scale reaction and divergent reactivity of 10a and 10b. (C) Acetal deprotection/Favorskii rearrangement/elimination.

The latter could be easily further functionalized without any alteration of the bicyclic structure as illustrated by products 48 and 49, obtained *via* Boc protection and reductive amination with pivaldehyde respectively. In order to assess the preparative value of the transformation, we carried a gram scale experiment with compounds 7 and 9 (Scheme 5B). We found that at this scale a lower catalyst loading (2 instead of 5 mol%) along with higher concentration (0.6 instead of 0.4 M) allowed to get the desired product in a very good yield of 91%, with the same

diastereomeric ratio of 55 : 45. The two diastereoisomers of this transformation could be separated by column chromatography. In presence of a strong base, 10a delivered the tricyclic compound 50 by amide bond formation, facilitated by the close spatial proximity of the aniline and one of the ester groups. In contrast, 10b was converted to aziridine 51 *via* attack of the nitrogen atom on the donor-acceptor cyclopropane. Finally, we submitted tricyclic compound 15 to acidic conditions, which resulted in acetal deprotection, followed by a Favorskii-like rearrangement and a retro-Michael addition of the aniline group to give cyclopentene 52 in 73% yield (Scheme 5C).

3. Conclusions

In conclusion, we have developed the first (3 + 2) annulation of cyclopropenes and cyclopropanes, providing a complementary and convergent strategy towards substituted bicyclo[3.1.0]hexanes having three contiguous stereocenters, including an all-carbon benzylic quaternary center. Based on an organo-catalyzed photoredox-mediated ring-opening of amino-cyclopropanes, the transformation was high yielding and broadly applicable, demonstrating that radical-based strategies can be highly efficient for annulation reactions of cyclopropenes. High diastereoselectivity could be achieved by combining a bulky cyclopropylaniline with difluorocyclopropenes. Our work constitutes a new convergent strategy for the synthesis of important carbocyclic building blocks in synthetic and medicinal chemistry.

Conflicts of interest

There are no conflicts to declare.

Acknowledgements

We thank the Swiss National Science Foundation (Grant No. 200021_165788) and EPFL for financial support. We thank Dr R. Scopelliti and Dr F. F. Tirani from ISIC at EPFL for X-ray analysis. Dr Franck Le Vaillant and Marion Garreau from LCSO are acknowledged for their help through meaningful discussions.

Notes and references

- (a) H. S. Kim, M. Ohno, B. Xu, H. O. Kim, Y. S. Choi, X. D. Ji, S. Maddileti, V. E. Marquez, T. K. Harden and K. A. Jacobson, *J. Med. Chem.*, 2003, **46**, 4974; (b) J. Parks, T. Gyltshen, V. Prachyawarakorn, C. Mahidol, S. Ruchirawat and P. Kittakoop, *J. Nat. Prod.*, 2010, **73**, 992; (c) P. D. Boatman, B. Lauring, T. O. Schrader, M. Kasem, B. R. Johnson, P. Skinner, J. K. Jung, J. Xu, M. C. Cherrier, P. J. Webb, G. Semple, C. R. Sage, J. Knudsen, R. Chen, W. L. Luo, L. Caro, J. Cote, E. Lai, J. Wagner, A. K. Taggart, E. Carballo-Jane, M. Hammond, S. L. Colletti, J. R. Tata, D. T. Connolly, M. G. Waters and J. G. Richman, *J. Med. Chem.*, 2012, **55**, 3644; (d) M. L. Liu, Y. H. Duan, Y. L. Hou, C. Li, H. Gao, Y. Dai and X. S. Yao, *Org. Lett.*, 2013, **15**, 1000.



- 2 (a) W. Fenical and J. J. Sims, *Tetrahedron Lett.*, 1974, **15**, 1137; (b) C. Ireland and J. Faulkner, *Tetrahedron*, 1981, **37**, 233; (c) S. Garcia-Davis, E. Viveros-Valdez, A. R. Diaz-Marrero, J. J. Fernández, D. Valencia-Mercado, O. Esquivel-Hernández, P. Carranza-Rosales, I. E. Carranza-Torres and N. E. Guzman-Delgado, *Mar. Drugs*, 2019, **17**, 201.
- 3 J. A. Monn, M. J. Valli, S. M. Massey, R. A. Wright, C. R. Salhoff, B. G. Johnson, T. Howe, C. A. Alt, G. A. Rhodes, R. L. Robey, K. R. Griffey, J. P. Tizzano, M. J. Kallman, D. R. Helton and D. D. Schoepp, *J. Med. Chem.*, 1997, **40**, 528.
- 4 R. Csuk, A. Heinold, B. Siewert, S. Schwarz, A. Barthel, R. Kluge and D. Ströhl, *Arch. Pharm.*, 2012, **345**, 215.
- 5 Z. Wang and R. B. Silverman, *Bioorg. Med. Chem.*, 2006, **14**, 2242.
- 6 (a) K. Müller, C. Faeh and F. Diederich, *Science*, 2007, **317**, 1881; (b) S. Purser, P. R. Moore, S. Swallow and V. Gouverneur, *Chem. Soc. Rev.*, 2008, **37**, 320; (c) E. P. Gillis, K. J. Eastman, M. D. Hill, D. J. Donnelly and N. A. Meanwell, *J. Med. Chem.*, 2015, **58**, 8315; (d) N. A. Meanwell, *J. Med. Chem.*, 2018, **61**, 5822; (e) A. Pons, T. Poisson, X. Pannecoucke, A. B. Charette and P. Jubault, *Synthesis*, 2016, **48**, 4060.
- 7 (a) R. Sarpong, J. T. Su and B. M. Stoltz, *J. Am. Chem. Soc.*, 2003, **125**, 13624; (b) H.-U. Reissig and R. Zimmer, *Chem. Rev.*, 2003, **103**, 1151; (c) B. Bajtos, M. Yu, H. Zhao and B. L. Pagenkopf, *J. Am. Chem. Soc.*, 2007, **129**, 9631; (d) T. Sawada and M. Nakada, *Org. Lett.*, 2013, **15**, 1004; (e) H. K. Grover, M. R. Emmett and M. A. Kerr, *Org. Biomol. Chem.*, 2015, **13**, 655; (f) Y. Ochi, S. Yokoshima and T. Fukuyama, *Synthesis*, 2017, **49**, 96; for a general review on reaction of activated cyclopropanes, see: ; (g) T. F. Schneider, J. Kaschel and D. B. Werz, *Angew. Chem., Int. Ed.*, 2014, **53**, 5504.
- 8 For selected recent examples, see: (a) J.-J. Feng and J. Zhang, *J. Am. Chem. Soc.*, 2011, **133**, 7304; (b) T. Miura, N. D. Yadav, H. Iwasaki, M. Ozeki, N. Kojima and M. Yamashita, *Org. Lett.*, 2012, **14**, 6048; (c) C. H. Oh, L. Piao and J. H. Kim, *Synthesis*, 2013, **45**, 174; (d) D. Qian, H. Hu, F. Liu, B. Tang, W. Ye, Y. Wang and J. Zhang, *Angew. Chem., Int. Ed.*, 2014, **53**, 13751; (e) K. Masutomi, K. Noguchi and K. Tanaka, *J. Am. Chem. Soc.*, 2014, **136**, 7627; (f) Y. Yang, J. Li, B. Du, C. Yuan, B. Liu and S. Qin, *Chem. Commun.*, 2015, **51**, 6179; (g) C. Luo, Z. Wang and Y. Huang, *Nat. Commun.*, 2015, **6**, 10041; (h) G. Xu and P. Renaud, *Angew. Chem., Int. Ed.*, 2016, **55**, 3657; (i) P. T. Bohan and F. Dean Toste, *J. Am. Chem. Soc.*, 2017, **139**, 11016; (j) Z. Z. Zhang, Y. Q. Han, B. B. Zhan, S. Wang and B. F. Shi, *Angew. Chem., Int. Ed.*, 2017, **56**, 13145; (k) L. Ye, Q. S. Gu, Y. Tian, X. Meng, G. C. Chen and X. Y. Liu, *Nat. Commun.*, 2018, **9**, 227; (l) I. Riano, U. Uria, E. Reyes, L. Carrillo and J. L. Vicario, *J. Org. Chem.*, 2018, **83**, 4180; (m) A. López-Rodríguez, G. Domínguez and J. Pérez-Castells, *J. Org. Chem.*, 2019, **84**, 924.
- 9 Selected examples: (a) A. Ebinger, T. Heinz, G. Umbricht and A. Pfaltz, *Tetrahedron*, 1998, **54**, 10469; (b) Virender, S. L. Jain and B. Sain, *Tetrahedron Lett.*, 2005, **46**, 37; (c) D. Marcoux, S. Azzi and A. B. Charette, *J. Am. Chem. Soc.*, 2009, **131**, 6970; (d) M. L. Rosenberg, A. Krivokapic and M. Tilset, *Org. Lett.*, 2009, **11**, 547; (e) H. Xiong, H. Xu, S. Liao, Z. Xie and Y. Tang, *J. Am. Chem. Soc.*, 2013, **135**, 7851; (f) M. J. González, J. González, L. A. López and R. Vicente, *Angew. Chem., Int. Ed.*, 2015, **54**, 12139; (g) R. M. Bychek, V. V. Levterov, I. V. Sadkova, A. A. Tolmachev and P. K. Mykhailiuk, *Chem.–Eur. J.*, 2018, **24**, 12291; (h) J. Werth and C. Uyeda, *Angew. Chem., Int. Ed.*, 2018, **57**, 13902.
- 10 (a) M. Rubin, M. Rubina and V. Gevorgyan, *Chem. Rev.*, 2007, **107**, 3117; (b) I. Marek, S. Simaan and A. Masarwa, *Angew. Chem., Int. Ed.*, 2007, **46**, 7364; (c) Z. B. Zhu, Y. Wei and M. Shi, *Chem. Soc. Rev.*, 2011, **40**, 5534; (d) L. Dian and I. Marek, *Chem. Rev.*, 2018, **118**, 8415.
- 11 (a) Y. Bessard and M. Schlosser, *Tetrahedron*, 1991, **47**, 7323; (b) M. Rubin and V. Gevorgyan, *Synthesis*, 2004, **2004**, 796; (c) X. C. Hang, W. P. Gu, Q. Y. Chen and J. C. Xiao, *Tetrahedron*, 2009, **65**, 6320; (d) K. Oshiro, Y. Morimoto and H. Amii, *Synthesis*, 2010, **2010**, 2080; (e) F. Wang, T. Luo, J. Hu, Y. Wang, H. S. Krishnan, P. V. Jog, S. K. Ganesh, G. K. S. Prakash and G. A. Olah, *Angew. Chem., Int. Ed.*, 2011, **50**, 7153; (f) L. Li, F. Wang, C. Ni and J. Hu, *Angew. Chem., Int. Ed.*, 2013, **52**, 12390; (g) P. Rullière, P. Cyr and A. B. Charette, *Org. Lett.*, 2016, **18**, 1988.
- 12 Selected examples: (a) A. Padwa, G. D. Kennedy and M. W. Wannamaker, *J. Org. Chem.*, 1985, **50**, 5334; (b) M. Sodupe, R. Rios, V. Branchadell, T. Nicholas, A. Oliva and J. J. Dannenberg, *J. Am. Chem. Soc.*, 1997, **119**, 4232; (c) J. D. Xidos, T. L. Gosse, E. D. Burke, R. A. Poirier and D. J. Burnell, *J. Am. Chem. Soc.*, 2001, **123**, 5482; (d) J. R. Henderson, M. Parvez and B. A. Keay, *Org. Lett.*, 2007, **9**, 5167; (e) L. A. Fisher, N. J. Smith and J. M. Fox, *J. Org. Chem.*, 2013, **78**, 3342; (f) N. S. Dange, A. Hussain Jatoi, F. Robert and Y. Landais, *Org. Lett.*, 2017, **19**, 3652; (g) B. J. Levandowski and K. N. Houk, *J. Am. Chem. Soc.*, 2016, **138**, 16731; (h) N. Semakul, K. E. Jackson, R. S. Paton and T. Rovis, *Chem. Sci.*, 2017, **8**, 1015; (i) B. Oller-Salvia, G. Kym and J. W. Chin, *Angew. Chem., Int. Ed.*, 2018, **57**, 2831.
- 13 Selected examples: (a) A. P. Molchanov, V. V. Diev, J. Kopf and R. R. Kostikov, *Russ. J. Org. Chem.*, 2004, **40**, 431; (b) V. V. Diev, R. R. Kostikov, R. Gleiter and A. P. Molchanov, *J. Org. Chem.*, 2006, **71**, 4066; (c) V. V. Diev, O. N. Stetsenko, T. Q. Tung, R. R. Kostikov and A. P. Molchanov, *J. Org. Chem.*, 2008, **73**, 2396; (d) A. S. Filatov, N. A. Knyazev, A. P. Molchanov, T. L. Panikorovsky, R. R. Kostikov, A. G. Larina, V. M. Boitsov and A. V. Stepanov, *J. Org. Chem.*, 2017, **82**, 959; (e) A. S. Filatov, N. A. Knyazev, M. N. Ryazantsev, V. V. Suslonov, A. G. Larina, A. P. Molchanov, R. R. Kostikov, V. M. Boitsov and A. V. Stepanov, *Org. Chem. Front.*, 2018, **5**, 595; (f) A. S. Filatov, S. Wang, O. V. Khoroshilova, S. V. Lozovskiy, A. G. Larina, V. M. Boitsov and A. V. Stepanov, *J. Org. Chem.*, 2019, **84**, 7017; (g) A. Deangelis, M. T. Taylor and J. M. Fox, *J. Am. Chem. Soc.*, 2009, **131**, 1101; (h) H. L. Teng, Y. Luo, M. Nishiura and Z. Hou, *J. Am. Chem. Soc.*, 2017, **139**,



- 16506; (i) H. Deng, W. L. Yang, F. Tian, W. Tang and W. P. Deng, *Org. Lett.*, 2018, **20**, 4121; (j) Y. Yuan, Z.-J. Zheng, F. Ye, J.-H. Ma, Z. Xu, X.-F. Bai, L. Li and L.-W. Xu, *Org. Chem. Front.*, 2018, **5**, 2759.
- 14 (a) I. Marchueta, X. Verdaguier, A. Moyano, M. A. Pericàs and A. Riera, *Org. Lett.*, 2001, **3**, 3193; (b) M. K. Pallerla and J. M. Fox, *Org. Lett.*, 2005, **7**, 3593; (c) T. Sawano, M. Hashizume, S. Nishimoto, K. Ou and T. Nishimura, *Org. Lett.*, 2015, **17**, 2630.
- 15 (a) F. de Nanteuil and J. Waser, *Angew. Chem., Int. Ed.*, 2011, **50**, 12075; (b) F. Benfatti, F. de Nanteuil and J. Waser, *Chem. – Eur. J.*, 2012, **18**, 4844; (c) F. Benfatti, F. de Nanteuil and J. Waser, *Org. Lett.*, 2012, **14**, 386; (d) F. de Nanteuil, F. De Simone, R. Frei, F. Benfatti, E. Serrano and J. Waser, *Chem. Commun.*, 2014, **50**, 10912; (e) F. de Nanteuil, E. Serrano, D. Perrotta and J. Waser, *J. Am. Chem. Soc.*, 2014, **136**, 6239; (f) S. Racine, F. de Nanteuil, E. Serrano and J. Waser, *Angew. Chem., Int. Ed.*, 2014, **53**, 8484; (g) E. Serrano, F. de Nanteuil and J. Waser, *Synlett*, 2014, **25**, 2285; (h) S. Racine, B. Hegedüs, R. Scopelliti and J. Waser, *Chem. – Eur. J.*, 2016, **22**, 11997; (i) S. Racine, J. Vuilleumier and J. Waser, *Isr. J. Chem.*, 2016, **56**, 566; (j) J. Preindl, S. Chakrabarty and J. Waser, *Chem. Sci.*, 2017, **8**, 7112.
- 16 See ESI† for details of the tested reaction conditions.
- 17 (a) J. D. Ha, J. W. Lee, S. C. Blackstock and J. K. Cha, *J. Org. Chem.*, 1998, **63**, 8510; (b) C. Madelaine, Y. Six and O. Buriez, *Angew. Chem., Int. Ed.*, 2007, **46**, 8046; (c) S. Maity, M. Zhu, R. S. Shinabery and N. Zheng, *Angew. Chem., Int. Ed.*, 2012, **51**, 222; (d) T. H. Nguyen, S. Maity and N. Zheng, *Beilstein J. Org. Chem.*, 2014, **10**, 975; (e) T. H. Nguyen, S. A. Morris and N. Zheng, *Adv. Synth. Catal.*, 2014, **356**, 2831; (f) S. A. Morris, J. Wang and N. Zheng, *Acc. Chem. Res.*, 2016, **49**, 1957; (g) Y. Kuang, Y. Ning, J. Zhu and Y. Wang, *Org. Lett.*, 2018, **20**, 2693; (h) W. Liu, Y. Kuang, Z. Wang, J. Zhu and Y. Wang, *Beilstein J. Org. Chem.*, 2019, **15**, 542.
- 18 W. Cui and R. N. Loepky, *Tetrahedron*, 2001, **57**, 2953.
- 19 (a) J. Luo and J. Zhang, *ACS Catal.*, 2016, **6**, 873; (b) F. Le Vaillant, M. Garreau, S. Nicolai, G. Gryn'Ova, C. Corminboeuf and J. Waser, *Chem. Sci.*, 2018, **9**, 5883.
- 20 C. K. Prier, D. A. Rankic and D. W. C. MacMillan, *Chem. Rev.*, 2013, **113**, 5322.
- 21 M. Garreau, F. Le Vaillant and J. Waser, *Angew. Chem., Int. Ed.*, 2019, **58**, 8182.
- 22 E. Speckmeier, T. G. Fischer and K. Zeitler, *J. Am. Chem. Soc.*, 2018, **140**, 15353.
- 23 The stereochemistry of the minor diastereoisomer was assigned by analogy with compound **16b**, for which a crystal structure could be obtained by X-ray diffraction (CCDC number: 1938577†). The proposed structure of the major diastereoisomer is supported by the easy conversion of **10a** to **50** (Scheme 5B). The other compounds were assigned based on analogy of the NMR spectra.
- 24 When commercially available 1-bromo-4-cyclopropoxybenzene was used as substrate, no conversion was observed.

