



Showcasing research from Professor Jinlong Gong's laboratory, School of Chemical Engineering and Technology, Tianjin University, China.

Identification of Pt-based catalysts for propane dehydrogenation via a probability analysis

The intrinsic errors due to functionals are always a concern for the reliability of the predicted catalytic performance by density functional theory. This paper describes a probability-based computational screening study, which has successfully identified an optimal bimetallic alloy (Pt<sub>3</sub>In) for the propane dehydrogenation reaction.

As featured in:



See Zhi-Jian Zhao,  
Jinlong Gong *et al.*,  
*Chem. Sci.*, 2018, 9, 3925.



[rsc.li/chemical-science](http://rsc.li/chemical-science)

Registered charity number: 207890

Cite this: *Chem. Sci.*, 2018, 9, 3925

# Identification of Pt-based catalysts for propane dehydrogenation *via* a probability analysis†

Shenjun Zha,<sup>ab</sup> Guodong Sun,<sup>ab</sup> Tengfang Wu,<sup>ab</sup> Jiubing Zhao,<sup>ab</sup> Zhi-Jian Zhao <sup>\*ab</sup> and Jinlong Gong <sup>\*ab</sup>

The intrinsic errors due to functionals are always a concern on the reliability of the predicted catalytic performance by density functional theory. This paper describes a probability-based computational screening study, which has successfully identified an optimal bimetallic alloy (Pt<sub>3</sub>In) for the propane dehydrogenation reaction (PDH). Considering DFT uncertainty, Pt<sub>3</sub>In was found to have an activity comparable to that of pure Pt and Pt<sub>3</sub>Sn. Meanwhile, Pt<sub>3</sub>In shows a considerable improvement in the propylene selectivity compared with pure Pt. After a complete and progressive potential energy, free energy and microkinetic analysis, Pt<sub>3</sub>In was discovered to show a great balance between activity and selectivity and reach a maximum propylene formation performance. The first dehydrogenation step was found to be the rate-controlling step on most of the facets. Apart from separating Pt atoms and covering the low coordinated step Pt atoms, the role of In can also be attributed to an apparently increasing electron transfer from In to Pt. The adsorption energies of propylene that play a key role in selectivity and activity were correlated with the d-band center, which can be used to tune a more precise Pt/In ratio for the PDH reaction in the future.

Received 18th February 2018

Accepted 12th March 2018

DOI: 10.1039/c8sc00802g

rsc.li/chemical-science

## Introduction

Propylene is one of the most important types of compounds in the chemical industry, which is employed in the production of polypropylene, propylene oxide, acrylonitrile, *etc.*<sup>1</sup> Due to the scarceness of fossil fuels and the discovery of shale gas, propane dehydrogenation (PDH) is becoming a more promising way to meet the increasing demand of propylene.<sup>2,3</sup> Pt- and Cr-based catalysts are currently used in commercial PDH processes and deliver comparably high initial yields and stability.<sup>2</sup> Compared with Cr-based catalysts, Pt-based catalysts are more environmentally friendly. However, pure Pt suffers from coke formation as well as low selectivity towards propylene. The anti-coking ability and propylene selectivity can be enhanced by alloying Pt with Cu,<sup>1</sup> Sn,<sup>4</sup> Ga,<sup>5</sup> In,<sup>6</sup> Ge,<sup>7</sup> *etc.* *via* combined geometric and electronic effects. From the geometric perspective, low coordinated surface Pt atoms such as step sites are more active but less selective.<sup>8,9</sup> With the addition of Sn, the steps of Pt<sub>3</sub>Sn become inert, because the steps tend to be decorated with Sn, thus they suppress further dehydrogenation of propylene and coke formation.<sup>10</sup> Besides, the surface enriched Sn divides large

surface Pt ensembles into small pieces, which can further suppress the C–C scission step, since it normally requires larger Pt ensembles than C–H dissociation.<sup>3</sup> In addition, the electron density of Pt atoms was observed to increase which is induced by charge transfer from Sn to Pt atom.<sup>11</sup> The introduction of Sn downshifts the d-band center of surface Pt atoms which lowers the binding strength of propylene, promotes its desorption and results in higher propylene selectivity.<sup>12</sup>

Although it is generally accepted that the main group metals can give a better selectivity, it is still unclear which element is the optimum choice for the PDH process from a fundamental perspective. With the developments of density functional theory (DFT), the computational screening procedure for heterogeneous catalyst design has become an important technique in recent years.<sup>13–15</sup> By incorporating linear scaling relationships, *e.g.* Brønsted–Evans–Polanyi relationships and scaling the relationship between adsorption energies of surface intermediates/transition states, the reaction rates and product selectivity can be mapped from a high dimension space including information of all elementary steps to a simple descriptor space. Then, a volcano plot can be generated for a direct guide to locate the optimal catalyst.<sup>13–15</sup> Interestingly, the recently developed Bayesian error estimation functional with van der Waals correlation (BEEF-vdW) will generate a large ensemble of variations around the prediction, which can be used to assess the reliability of our screening results.<sup>16,17</sup> This paper describes a systematic study on the PDH reaction over Pt-based bimetallic alloy surfaces. By combining the scaling

<sup>a</sup>Key Laboratory for Green Chemical Technology of Ministry of Education, School of Chemical Engineering and Technology, Tianjin University, Tianjin 300072, China. E-mail: jlgong@tju.edu.cn; zjzhao@tju.edu.cn

<sup>b</sup>Collaborative Innovation Center of Chemical Science and Engineering, Tianjin 300072, China

† Electronic supplementary information (ESI) available: Calculation details. See DOI: 10.1039/c8sc00802g



relationship with the reliability analysis, we predicted the probability that candidate catalysts display better performance than Pt. We successfully identified that In is potentially better than Sn as an alloy component to improve the PDH performance of pure Pt, and our synthesized PtIn catalyst does show enhanced PDH performance just like the PtSn catalyst.

## Results and discussion

### Screening of Pt-based catalysts

The well-recognized Pt : X = 3 : 1 (X = 3d metals, 4d metals, Ga, In, Sn) ratio was chosen for the screening.<sup>10,12,18</sup> Most of the studies suggested the first or the second C–H bond cleavage of alkanes to be the rate-controlling step and the energy barrier values are almost the same for the two steps.<sup>2,8,9,12,19–24</sup> Thus, the free energy barrier of the first dehydrogenation step was utilized to represent the activity of the PDH catalyst. Previous studies by Honkala *et al.* and De Chen *et al.* have suggested that the relative magnitude between propylene dehydrogenation and propylene desorption can be used to understand the selectivity.<sup>1,10,12</sup> We follow a similar idea by applying the difference between C<sub>3</sub>H<sub>6</sub><sup>\*</sup> desorption free energy barrier and further dehydrogenation free energy barrier from C<sub>3</sub>H<sub>6</sub><sup>\*</sup> to 1-C<sub>3</sub>H<sub>5</sub><sup>\*</sup> (a model precursor leading to coke formation) to roughly represent the selectivity. Based on the strategy mentioned above, we tested nearly 30 different bimetallic compounds for the PDH reaction and the results of our screening are illustrated in Fig. 1. Apparently, the activity (X axis in Fig. 1) and selectivity (Y axis in Fig. 1) were constrained by an approximately linear relationship, which indicates that the selectivity will decline with the rise of activity. The stronger C<sub>3</sub>H<sub>7</sub><sup>\*</sup>–Pt interaction will lead to enhanced dehydrogenation activity according to the Brønsted–Evans–Polanyi (BEP) relationship.<sup>25</sup> The stronger C<sub>3</sub>H<sub>7</sub><sup>\*</sup>–Pt interaction accompanies the stronger C<sub>3</sub>H<sub>6</sub><sup>\*</sup>–Pt and C<sub>3</sub>H<sub>5</sub><sup>\*</sup>–Pt interactions based on the well-established scaling relationship of adsorption over transition metal surfaces, which leads to a lower free energy barrier of further dehydrogenation on the basis of the BEP relationship.<sup>26</sup> Indeed, a positive correlation has been observed between the free energy barrier of the first

dehydrogenation step and further propylene dehydrogenation free energy barriers (green line in Fig. 2). Meanwhile, strong C<sub>3</sub>H<sub>6</sub><sup>\*</sup>–Pt interaction inhibits propylene desorption, which lowers the selectivity towards the target propylene. Therefore, a negative correlation has been observed between the first dehydrogenation step free energy barrier and propylene desorption free energy barrier (red line in Fig. 2). Unsurprisingly, according to the two above-discussed linear relationships, the activity (X axis in Fig. 1) and selectivity (Y axis in Fig. 1) were constrained by a new approximately linear relationship. In the desired situation, the optimal catalyst has the first dehydrogenation free energy barrier that is smaller than or at least comparable with that of pure Pt. Meanwhile, a larger difference between the desorption free energy barrier and further dehydrogenation free energy barrier is preferred. If we could accept the loss of the dehydrogenation activity by one order of magnitude compared with pure Pt, *i.e.* the points on the left of the rate constants  $k = 10^0$  line, Pt<sub>3</sub>In seems to be the optimal catalyst with best selectivity.

However, it is hard to judge the optimal PDH catalyst solely based on BEEF-vdW values (data points in Fig. 1) due to the intrinsic errors in functionals (GGA level DFT calculations are known to generate errors as large as 0.2 eV). Fortunately, the BEEF-vdW functional could generate an ensemble of exchange–correlation functionals to evaluate the consequence of an imperfect representation of exchange–correlation effects on the predicted surface chemistry (Section S2†).<sup>16</sup> The errors were represented by the standard deviation of the 2000 ensemble predictions in Fig. 1 (Table S2 and Fig. S2†). Clearly, the error bars on the dehydrogenation barriers expand as large as ±0.2–0.3 eV, corresponding to about 2–3 orders of magnitude on the predicted rate constants. Therefore, we further evaluated the probability of the Pt-based bimetallic alloy surfaces having comparable activity and higher selectivity than pure Pt based on the BEEF-vdW ensemble (points in Fig. 3). For example,  $Y_{Pt_3X}$  –



Fig. 1 Screening of Pt-based bimetallic alloys for PDH.

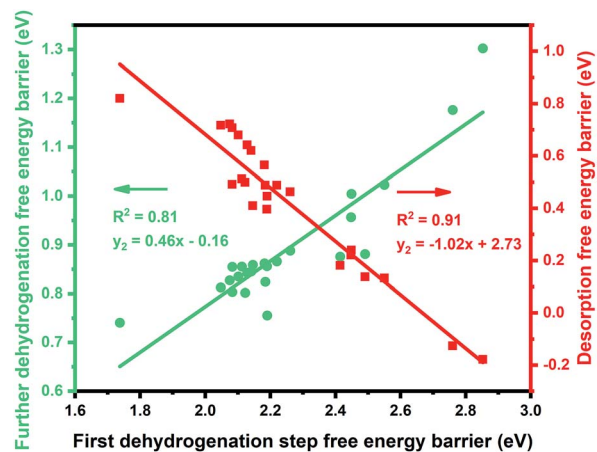


Fig. 2 Red: relationship between the first dehydrogenation step free energy barrier and the propylene desorption free energy barrier of our screened catalysts. Green: relationship between the first dehydrogenation step free energy barrier and further dehydrogenation barrier of our screened catalysts.





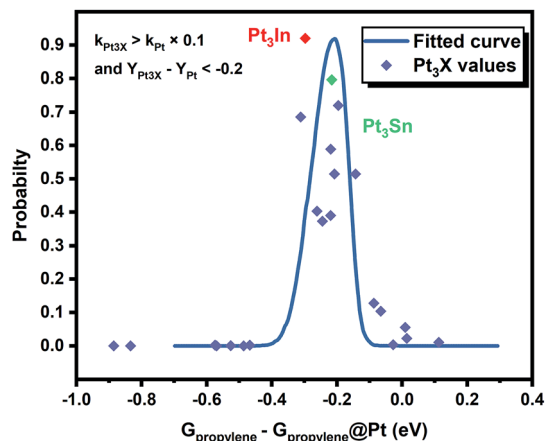


Fig. 3 The probability that the activity and selectivity of a given catalyst are better than pure Pt under given activity and selectivity constraint conditions as a function of propylene adsorption energy relative to that of Pt ( $Y$ : the difference between propylene desorption free energy barrier and further dehydrogenation step free energy barrier of  $Pt_3X$ ,  $k_{Pt_3X}$ : the rate constants of  $Pt_3X$ ).

$Y_{Pt} < -0.2$  and  $k_{Pt_3X} > k_{Pt} \times 0.1$  ( $Y$ : the difference between propylene desorption free energy barrier and further dehydrogenation step free energy barrier of  $Pt_3X$ ,  $k_{Pt_3X}$ : the rate constants of  $Pt_3X$ ) in Fig. 3 mean  $Pt_3X$  shows better selectivity and acceptable activity. Although it seems a little arbitrary for this criterion, similar trends have been obtained if we set different criteria (Fig. S4†). Among all the tested criteria,  $Pt_3In$  was always found to be the top two optimal catalysts (Table S3†), which ensures the reliability of our screening result. Previous calculations by Yang *et al.* suggested that  $Pt_3Sn$  is an optional candidate that lowers the propylene desorption barrier and simultaneously increases the dehydrogenation transition state barrier, consistent with our screening data in Fig. 1 and 3.<sup>12</sup>

Moreover, the scaling relationships between the first dehydrogenation free energy barrier and propylene desorption free energy barrier, between the first dehydrogenation free energy barrier and further dehydrogenation free energy barrier still hold for the 2000 sets of data in the BEEF error ensemble. So, we can use propylene desorption free energy barrier as a descriptor to quickly estimate the first dehydrogenation free energy barrier and further dehydrogenation free energy barrier. Then, the probability that the activity and selectivity of a given catalyst, with any propylene desorption free energy barrier, are better than those of pure Pt under given activity and selectivity constraint conditions can be calculated (Scheme S1 in the ESI†), as shown in the fitted curve in Fig. 3. In Fig. 3, the probability reaches a maximum when the propylene desorption free energy barrier is about  $-0.2$  eV smaller than that of pure Pt. Our calculated  $Pt_3X$  values (points in Fig. 3) are almost on the fitted curve, indicating that the errors introduced by the scaling relationship are acceptable. Thus, we can estimate the probability under a specified propylene desorption free energy barrier. This can be used to discover more PDH catalysts by choosing a suitable propylene desorption free energy barrier. In order to confirm our screening study, we synthesized  $SiO_2$

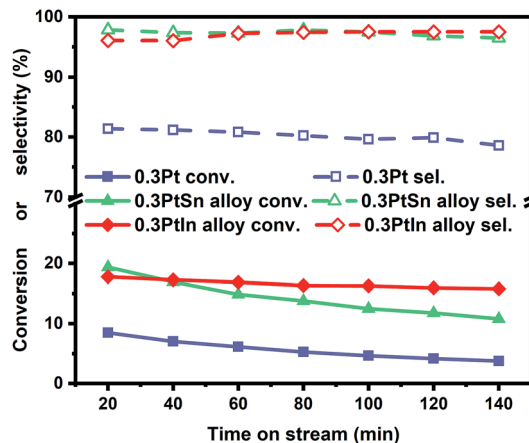


Fig. 4 The conversion and selectivity of Pt,  $Pt_3In$  and  $Pt_3Sn$  catalysts in the propane dehydrogenation process ( $T = 600$  °C, atmospheric pressure,  $WHSV = 3$  h<sup>-1</sup>,  $C_3H_8/H_2 = 1 : 1$ , the total flow rate is  $50$  mL min<sup>-1</sup> with  $N_2$  balanced).

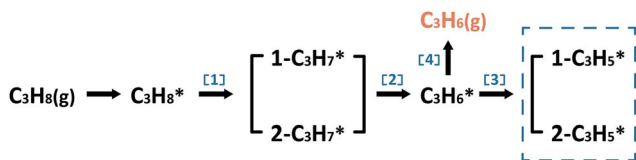
supported Pt,  $PtIn$  alloy and  $PtSn$  alloy (Section S3†). As shown in Fig. 4, the propylene selectivity was dramatically increased after alloying Pt with In or Sn. At the same time, a better stability has been observed for the  $PtIn$  alloy compared with the Pt or  $PtSn$  alloy, consistent with our screening results discussed above. Note that the higher conversion of  $PtSn$  and  $PtIn$  alloys might due to the increased number of exposed Pt atoms compared with the Pt only catalyst, although the activity of individual sites is lower on the  $PtSn$  or  $PtIn$  alloy according to DFT calculations.

#### PDH mechanism over $PtIn$ alloy surfaces

In the following parts, a more detailed mechanism for  $PtIn$  catalysts was explored to confirm our proposal in the screening process. The segregation energies of  $PtIn$  catalysts were calculated (Table S4†) and no segregation phenomena were found for  $PtIn$  catalysts. Moreover, an additional global optimization of  $PtIn$  catalysts using a genetic algorithm<sup>27</sup> was done to determine the most stable  $PtIn$  catalyst structure. The homogeneous bulk alloy was found to be the most stable, which is consistent with the experimental results<sup>6,28</sup> (Section S1†). Therefore, only homogeneous bulk alloys were taken into consideration. A series of  $PtIn$  alloys with different  $PtIn$  mole ratios and facets were chosen, *i.e.*  $Pt(211)$ ,  $Pt(100)$ ,  $Pt(111)$ ,  $Pt_3In(211)$ ,  $Pt_3In(100)$ ,  $Pt_3In(111)$ ,  $Pt_1In_1(111)$ , and  $PtIn_2(110)$  (Fig. S1†). Note that previous calculations have proved that the slab surface model can well describe Pt particles larger than about  $1.6$  nm.<sup>29,30</sup> In this paper, the step sites of a metal/alloy particle were represented by (211) facets, while the terrace sites are represented by (111) and (100) surfaces (Fig. S6†).<sup>23</sup>

We chose a relatively simplified reaction network for the propane dehydrogenation reaction *via* two sequential dehydrogenation reactions (Scheme 1), which is based on the fact that C-C bond breaking needs a deeply dehydrogenated precursor, *i.e.* propyne ( $CH_3CCH^*$ ).<sup>8</sup> The surface propylene either desorbs to form gas phase propylene or further





Scheme 1 Reaction network of the propane dehydrogenation reaction.

dehydrogenates and the dehydrogenation products of propylene ( $C_3H_5^*$ ) were chosen to be a model precursor for coke deposition.  $Pt_3In(211)_{Pt}$  and  $Pt_3In(211)_{In}$  are two possible facets of  $Pt_3In(211)$ . The step atoms of  $Pt_3In(211)_{Pt}$  are all Pt atoms, while the step atoms of  $Pt_3In(211)_{In}$  are arrayed by Pt and In one by one (Fig. S1d and e<sup>†</sup>).

From Fig. 5a, we can see that the free energy barriers of the first dehydrogenation step over  $Pt(211)$ ,  $Pt_3In(211)_{Pt}$  and  $Pt_3In(211)_{In}$  (1.84 eV, 2.08 eV and 2.05 eV) are almost the same. Due to the loss of gas phase entropy, the free energy barrier of the first dehydrogenation step ( $\sim 2.0$  eV) is much higher than the barrier of the second dehydrogenation step ( $\sim 0.5$  eV). The second and further dehydrogenation free energy barriers of  $Pt_3In(211)_{In}$  (0.67 eV and 1.02 eV) are higher than that of  $Pt(211)$  (0.30 eV and 0.41 eV) and  $Pt_3In(211)_{Pt}$  (0.33 eV and 0.50 eV), which indicates an activity loss and inhibition of further dehydrogenation over  $Pt_3In(211)_{In}$  compared with that over pure  $Pt(211)$ . Meanwhile, the  $C_3H_6^*$  desorption free energy over  $Pt_3In(211)_{In}$  ( $-0.66$  eV) is much exothermic than that over

$Pt(211)$  ( $-0.15$  eV) and  $Pt_3In(211)_{Pt}$  ( $-0.22$  eV), which means propylene desorption is more selective over  $Pt_3In(211)_{In}$  than that over  $Pt_3In(211)_{Pt}$ . Because the properties of the two possible surfaces of  $Pt_3In(211)$  vary greatly, the surface energies of the two possible surfaces of  $Pt_3In(211)$  were calculated in order to identify the more thermodynamically stable surface.<sup>10,31</sup> From Fig. S5a,<sup>†</sup> it can be observed that  $Pt_3In(211)_{In}$  has lower surface energies in the whole possible range, which means  $Pt_3In(211)_{In}$  is preferred thermodynamically. This result indicates that the undercoordinated sites of Pt tend to be partially covered by In atoms, which plays a crucial role in elucidating the improvements in propylene selectivity at step edges of a PtIn alloy particle. The situation of (100) facets is almost the same as that of (211) facets (Fig. S5b and Table S8<sup>†</sup>). The dehydrogenation activity shows a dramatic decrease when the Pt : In ratio is lower than 3 : 1, as reflected by the sharp lift of the first dehydrogenation barrier shown in Fig. 5b. The propylene desorption  $\Delta G$  of  $Pt_3In(111)$  is  $-0.73$  eV, while the  $\Delta G$  of  $Pt(111)$  is  $-0.43$  eV. Thus, the selectivity will have an improvement when the PtIn ratio becomes 3 : 1. Although  $Pt_1In_1(111)$  and  $PtIn_2(110)$  have an even smaller propylene desorption  $\Delta G$  than  $Pt_3In(111)$  ( $-1.13$  eV and  $-1.27$  eV) which indicates a better selectivity, their reaction activity is much lower and the improvements in selectivity are hard to compensate for the great loss in activity. The results obtained from the route of  $\beta$ -type PDH reaction ( $C_3H_8 \rightarrow 2-C_3H_7^* \rightarrow C_3H_6^* \rightarrow 2-C_3H_5^*$ ) are almost the same as that of the  $\alpha$ -type PDH reaction ( $C_3H_8 \rightarrow 1-C_3H_7^* \rightarrow C_3H_6^* \rightarrow 1-C_3H_5^*$ ) (Fig. S11<sup>†</sup>).

### Microkinetic analysis

A microkinetic analysis was constructed to describe the kinetics of the PDH reaction (Section S8<sup>†</sup>).<sup>32</sup> In this microkinetic modeling, the steady state is calculated by a time integration method until a steady surface coverage and product pressure are reached. Meanwhile, the model coke precursor ( $1-C_3H_5^*$ ) reached a thermodynamic equilibrium with  $C_3H_6^*$  at the steady state, according to steady state approximation. As shown in Table 1, the propylene formation turnover frequency (TOF) of  $Pt_3In(211)_{In}$  is about two orders of magnitude lower than that of pure  $Pt(211)$ . Meanwhile, the coverage of the coke precursor of  $Pt(211)$  is about five orders of magnitude higher than that of  $Pt_3In(211)_{In}$ , which means  $Pt_3In(211)_{In}$  promotes anti-coking ability to a great extent. We changed the adsorption energy of

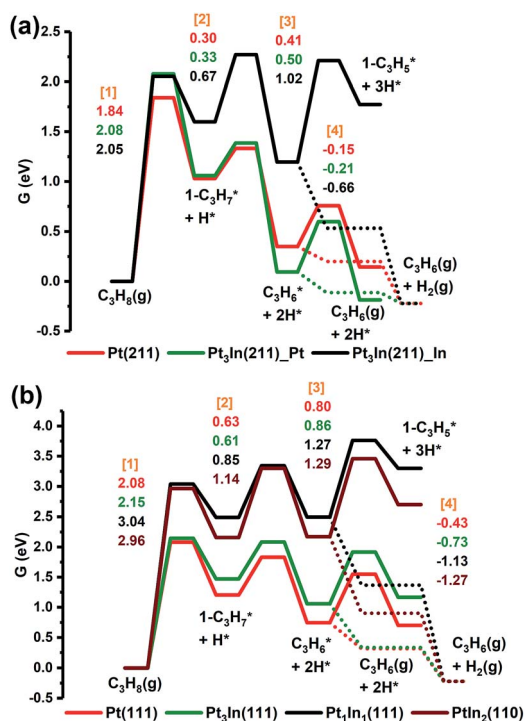


Fig. 5 (a) Gibbs free energy diagram of  $\alpha$ -type ( $C_3H_8 \rightarrow 1-C_3H_7^* \rightarrow C_3H_6^* \rightarrow 1-C_3H_5^*$ ) PDH reaction on  $Pt(211)$ ,  $Pt_3In(211)_{Pt}$  and  $Pt_3In(211)_{In}$ . (b) Gibbs free energy diagram of  $\alpha$ -type PDH reaction on  $Pt(111)$ ,  $Pt_3In(111)$ ,  $Pt_1In_1(111)$  and  $PtIn_2(110)$ .

Table 1 List of microkinetic simulation results

	Propylene formation TOF (mol $C_3H_6(g)$ per mol site per s)	Coke precursor coverage ( $1-C_3H_5^*$ and $2-C_3H_5^*$ )
$Pt(211)$	$1.49 \times 10^2$	$2.14 \times 10^{-8}$
$Pt(100)$	$6.00 \times 10^1$	$4.05 \times 10^{-9}$
$Pt(111)$	$2.61 \times 10^0$	$1.30 \times 10^{-10}$
$Pt_3In(211)_{In}$	$3.89 \times 10^0$	$3.03 \times 10^{-13}$
$Pt_3In(100)_{In}$	$1.82 \times 10^{-1}$	$6.68 \times 10^{-15}$
$Pt_3In(111)$	$7.64 \times 10^{-1}$	$5.09 \times 10^{-12}$
$Pt_1In_1(111)$	$5.64 \times 10^{-6}$	$1.05 \times 10^{-18}$



Table 2 Rate-controlling step analysis

$X_{RC}$	$C_3H_8(g) \rightarrow 1-C_3H_7^*$	$C_3H_8(g) \rightarrow 2-C_3H_7^*$	$1-C_3H_7^* \rightarrow C_3H_6^*$	$2-C_3H_7^* \rightarrow C_3H_6^*$	$C_3H_6^* \rightarrow C_3H_6(g)$
Pt(211)	0.31	0.69	0	0	0
Pt(100)	0.31	0.69	0	0	0
Pt(111)	0.74	0.26	0	0	0
Pt <sub>3</sub> In(211)_In	0.66	0.30	0.04	0	0
Pt <sub>3</sub> In(100)_In	0.30	0.20	0.21	0.30	0
Pt <sub>3</sub> In(111)	0.99	0	0	0	0
Pt <sub>1</sub> In <sub>1</sub> (111)	1.00		0		0

our model coke precursor to represent the more stable coke precursors. In Fig. S12,<sup>†</sup> with the increase of the model coke precursor adsorption energy, the surface was gradually covered by coke. This phenomenon indicates Pt<sub>3</sub>In(211)\_In might exhibit a better propylene formation performance than pure Pt(211) under real catalysis conditions due to the slower coke formation over Pt<sub>3</sub>In(211)\_In, which enhances the catalyst stability consistent with our experimentally observed enhanced stability of PtIn alloy shown in Fig. 4. The situations of (100) and (111) facets are almost the same. As mentioned above, a small PtIn particle was assumed to be cuboctahedra dominated by low coordinated edge sites represented by (211) facets. Although the addition of In decreases the reactivity, the benefit brought by the selectivity finally leads to the increment in propylene formation performance at the PtIn ratio of 3 : 1. Taking a higher proportion of In into consideration, Pt<sub>1</sub>In<sub>1</sub>(111) may have a good control of coke formation, but the propylene formation

TOF is about several magnitudes lower than that of pure Pt and Pt<sub>3</sub>In alloy. The benefit brought by the decrement of the coke precursor may not compensate for the loss of activity. Taking all the potential energy analysis, free energy analysis and microkinetic simulation analysis into consideration, a conclusion could be made that the Pt<sub>3</sub>In catalyst may show the highest propylene formation performance under real reaction conditions. Based on the data from microkinetic analysis, the degree of rate control was calculated to identify the rate-controlling step.<sup>33,34</sup> The rate-controlling step is defined as a non-zero  $X_{RC}$ , which can be more than one elementary step. The larger the  $X_{RC}$  is, the more rate-controlling the elementary reaction is. From Table 2, the first dehydrogenation step was found to be the most rate-controlling step on almost all the facets.

### Nature of In addition

With the addition of In, both geometric and electronic effects are introduced. As discussed in Section S4 and Table S6,<sup>†</sup> the geometric effect of In is attributed to the creation of separated Pt atoms, which leads to the transformation from strong di- $\sigma$  propylene adsorption mode to weak  $\pi$  adsorption mode. Moreover, the In atoms will cover low coordinated Pt atoms that tend to cause further dehydrogenation. This conclusion is proved by our results of surface energy and PDH mechanism calculations that step sites of thermodynamically preferred Pt<sub>3</sub>In(211) are covered by In atoms and Pt<sub>3</sub>In(211)\_Pt prefers further dehydrogenation. As to the electronic effect of In, Fig. 6a shows that the d-band filling and charge density of surface Pt atoms increase with the addition of In atoms on different facets corresponding to the results of L<sub>III</sub>-edge X-ray absorption near edge structure (XANES).<sup>6,35</sup> To gain a better understanding of the role of In in changing the adsorption and catalytic properties of surface Pt atoms, we correlated the propylene  $\pi$  adsorption energy with the d-band center in Fig. 6b and found a good correlation. The lower the d-band center, the weaker the propylene adsorption energy. The addition of In lowers the d-band center of surface Pt and facilitates the desorption of propylene. Meanwhile, it brings a loss of catalytic activity for the PDH reaction.

## Conclusions

In summary, probability-based screening has been performed for the propane dehydrogenation reaction to overcome the shortcomings of the traditional computational screening

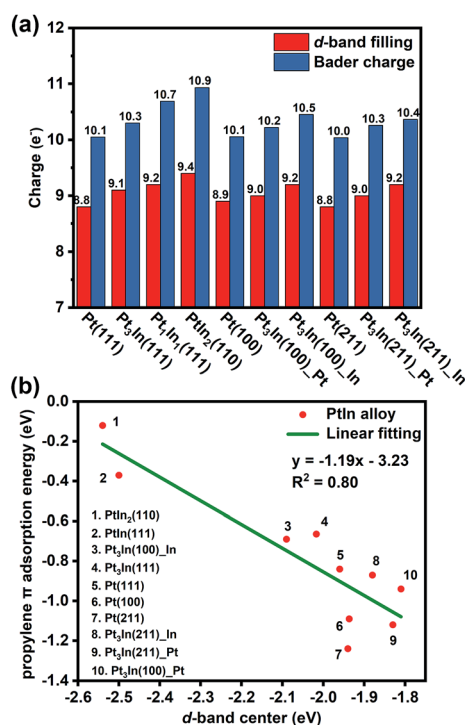


Fig. 6 (a) The d-band filling and Bader charge analysis. (b) Correlation between the d-band center of surface Pt and propylene  $\pi$  adsorption energy.



process and the result shows that the PtIn catalyst is an optimal catalyst candidate among all the tested alloys. Furthermore, the uncertainty was estimated to ensure reliability when searching for an optimal catalyst and the PtIn catalyst was found lying in the ideal region all the time. Then, free energy analysis and microkinetic analysis were introduced gradually to elucidate the mechanism of propane dehydrogenation reaction. A tiny loss in catalytic activity and an excellent improvement in selectivity were found when the ratio of PtIn was 3 : 1. When it comes to higher PtIn ratios, Pt<sub>1</sub>In<sub>1</sub> and PtIn<sub>2</sub> will suffer great loss in activity. The rate-controlling step turned out to be the first dehydrogenation step on most of the facets. The geometric role of In is not only separating the Pt atoms, but also covering the step Pt atoms while the electronic effect can be attributed to the electron transfer from In to Pt. The adsorption of propylene was found to play a key role in PDH activity and selectivity from our volcano plot and the d-band center shows great correlation with the propylene  $\pi$  adsorption energy, which means the d-band center can be used to seek a more precise PtIn ratio for the PDH reaction in the future.

## Methods

Vienna *ab initio* simulation package (VASP) was used to perform calculations with the BEEF-vdW exchange–correlation functional.<sup>17,36–38</sup> Valence electrons were described by using a plane-wave basis set with the cut-off energy of 400 eV. Meanwhile, core electrons were treated using the projector augmented-wave (PAW) method.<sup>39</sup> The Monkhorst–Pack *k*-point grid was used to sample the Brillouin zone of the surface (Table S1†).<sup>40</sup> The electronic occupancies were determined according to the Methfessel–Paxton scheme with an energy smearing of 0.15 eV and the total energies were evaluated by extrapolating to zero broadening. The dipole correction was included in the direction perpendicular to the slab surface. The four-layer slab was built with top two layers relaxed and the size of the slab is provided in Table S1.† All structures were optimized until the force on each atom was less than 0.02 eV Å<sup>-1</sup>.

It should be noted that the BEEF-vdW exchange–correlation functional provides a quantitative description of van der Waals interactions between molecules while maintaining accurate chemisorption energy. Moreover, a large (2000 for this work) ensemble of variations around the BEEF-vdW prediction will be generated after the self-consistent DFT calculations, which can be used to assess the reliability of DFT calculations.<sup>16,17,41</sup>

In the global optimization using the genetic algorithm (GA), we optimized the structure and evaluated the associated total energies for all the possible sites found for In atoms. The GA started with an initial generation for which a population of 20 members is selected. The structures were relaxed. After each generation, the resulting total energies were classified from the lowest to the highest and the most stable systems were selected. For the same 20 population as in the initial generation, the most stable structures in all generations were selected to be the survival of the fittest. In order to increase the possibility of passing the structural information from the more stable structures, the parent structure was chosen according to roulette

wheel selection using an exponential fitness function with  $\alpha = 3$ .<sup>27</sup>

The transition states of the reactions were determined by either the climbing nudged elastic band method or the dimer method.<sup>42,43</sup> It was ensured that the optimized structure of the transition state had only one imaginary frequency.

## Conflicts of interest

There are no conflicts to declare.

## Acknowledgements

We thank Prof. Felix Studt for stimulating discussions. This work is financially supported by the National Science Foundation of China (No. 21506149, 21525626, 21761132023 and 21676181), and the Program of Introducing Talents of Discipline to Universities (No. B06006).

## References

- Z. Han, S. Li, F. Jiang, T. Wang, X. Ma and J. Gong, *Nanoscale*, 2014, **6**, 10000–10008.
- J. J. Sattler, J. Ruiz-Martinez, E. Santillan-Jimenez and B. M. Weckhuysen, *Chem. Rev.*, 2014, **114**, 10613–10653.
- Z. J. Zhao, C. C. Chiu and J. Gong, *Chem. Sci.*, 2015, **6**, 4403–4425.
- H. Zhu, D. H. Anjum, Q. Wang, E. Abou-Hamad, L. Emsley, H. Dong, P. Laveille, L. Li, A. K. Samal and J.-M. Basset, *J. Catal.*, 2014, **320**, 52–62.
- G. Siddiqi, P. Sun, V. Galvita and A. T. Bell, *J. Catal.*, 2010, **274**, 200–206.
- P. Sun, G. Siddiqi, W. C. Vining, M. Chi and A. T. Bell, *J. Catal.*, 2011, **282**, 165–174.
- A. D. Ballarini, P. Zgolicez, I. M. J. Vilella, S. R. de Miguel, A. A. Castro and O. A. Scelza, *Appl. Catal., A*, 2010, **381**, 83–91.
- M. L. Yang, Y. A. Zhu, C. Fan, Z. J. Sui, D. Chen and X. G. Zhou, *Phys. Chem. Chem. Phys.*, 2011, **13**, 3257–3267.
- M.-L. Yang, J. Zhu, Y.-A. Zhu, Z.-J. Sui, Y.-D. Yu, X.-G. Zhou and D. Chen, *J. Mol. Catal. A: Chem.*, 2014, **395**, 329–336.
- L. Nykänen and K. Honkala, *ACS Catal.*, 2013, **3**, 3026–3030.
- L. Nykänen and K. Honkala, *J. Phys. Chem. C*, 2011, **115**, 9578–9586.
- M.-L. Yang, Y.-A. Zhu, X.-G. Zhou, Z.-J. Sui and D. Chen, *ACS Catal.*, 2012, **2**, 1247–1258.
- J. Greeley, T. F. Jaramillo, J. Bonde, I. B. Chorkendorff and J. K. Nørskov, *Nat. Mater.*, 2006, **5**, 909–913.
- F. Studt, F. Abild-Pedersen, T. Bligaard, R. Z. Sørensen, C. H. Christensen and J. K. Nørskov, *Science*, 2008, **320**, 1320–1322.
- J. Greeley, I. E. Stephens, A. S. Bondarenko, T. P. Johansson, H. A. Hansen, T. F. Jaramillo, J. Rossmeisl, I. Chorkendorff and J. K. Nørskov, *Nat. Chem.*, 2009, **1**, 552–556.
- A. J. Medford, J. Wellendorff, A. Vojvodic, F. Studt, F. Abild-Pedersen, K. W. Jacobsen, T. Bligaard and J. K. Nørskov, *Science*, 2014, **345**, 197–200.





- 17 J. Wellendorff, K. T. Lundgaard, A. Møgelhøj, V. Petzold, D. D. Landis, J. K. Nørskov, T. Bligaard and K. W. Jacobsen, *Phys. Rev. B: Condens. Matter Mater. Phys.*, 2012, **85**, 235149.
- 18 V. Stamenkovic, B. S. Mun, K. J. Mayrhofer, P. N. Ross, N. M. Markovic, J. Rossmeisl, J. Greeley and J. K. Nørskov, *Angew. Chem., Int. Ed.*, 2006, **45**, 2897–2901.
- 19 R. D. Cortright, P. E. Levin and J. A. Dumesic, *Ind. Eng. Chem. Res.*, 1998, **37**, 1717–1723.
- 20 R. D. Cortright, J. M. Hill and J. A. Dumesic, *Catal. Today*, 2000, **55**, 213–223.
- 21 U. Olsbye, A. Virnovskaia, Ø. Prytz, S. J. Tinnemans and B. M. Weckhuysen, *Catal. Lett.*, 2005, **103**, 143–148.
- 22 V. Galvita, G. Siddiqi, P. Sun and A. T. Bell, *J. Catal.*, 2010, **271**, 209–219.
- 23 J. Zhu, M.-L. Yang, Y. Yu, Y.-A. Zhu, Z.-J. Sui, X.-G. Zhou, A. Holmen and D. Chen, *ACS Catal.*, 2015, **5**, 6310–6319.
- 24 A. Hook, J. D. Massa and F. E. Celik, *J. Phys. Chem. C*, 2016, **120**, 27307–27318.
- 25 R. A. van Santen, M. Neurock and S. G. Shetty, *Chem. Rev.*, 2010, **110**, 2005–2048.
- 26 F. Abild-Pedersen, J. Greeley, F. Studt, J. Rossmeisl, T. R. Munter, P. G. Moses, E. Skulason, T. Bligaard and J. K. Nørskov, *Phys. Rev. Lett.*, 2007, **99**, 016105.
- 27 H. Yildirim, A. Kinaci, Z. J. Zhao, M. K. Chan and J. P. Greeley, *ACS Appl. Mater. Interfaces*, 2014, **6**, 21141–21150.
- 28 F. B. Passos, D. A. G. Aranda and M. Schmal, *J. Catal.*, 1998, **178**, 478–488.
- 29 L. Li, A. H. Larsen, N. A. Romero, V. A. Morozov, C. Glinsvad, F. Abild-Pedersen, J. Greeley, K. W. Jacobsen and J. K. Nørskov, *J. Phys. Chem. Lett.*, 2013, **4**, 222–226.
- 30 I. V. Yudanov, M. Metzner, A. Genest and N. Rösch, *J. Phys. Chem. C*, 2008, **112**, 20269–20275.
- 31 N. Moll, A. Kley, E. Pehlke and M. Scheffler, *Phys. Rev. B: Condens. Matter Mater. Phys.*, 1996, **54**, 8844–8855.
- 32 Z.-J. Zhao, Z. Li, Y. Cui, H. Zhu, W. F. Schneider, W. N. Delgass, F. Ribeiro and J. Greeley, *J. Catal.*, 2017, **345**, 157–169.
- 33 C. T. Campbell, *Top. Catal.*, 1994, **1**, 353–366.
- 34 C. Stegelmann, A. Andreasen and C. T. Campbell, *J. Am. Chem. Soc.*, 2009, **131**, 8077–8082.
- 35 W. Tang, E. Sanville and G. Henkelman, *J. Phys.: Condens. Matter*, 2009, **21**, 084204.
- 36 J. J. Mortensen, K. Kaasbjerg, S. L. Frederiksen, J. K. Nørskov, J. P. Sethna and K. W. Jacobsen, *Phys. Rev. Lett.*, 2005, **95**, 216401.
- 37 G. Kresse and J. Furthmüller, *Comput. Mater. Sci.*, 1996, **6**, 15–50.
- 38 G. Kresse and J. Hafner, *Phys. Rev. B: Condens. Matter Mater. Phys.*, 1994, **49**, 14251–14269.
- 39 G. Kresse and D. Joubert, *Phys. Rev. B: Condens. Matter Mater. Phys.*, 1999, **59**, 1758–1775.
- 40 H. J. Monkhorst and J. D. Pack, *Phys. Rev. B: Solid State*, 1976, **13**, 5188–5192.
- 41 R. Christensen, H. A. Hansen and T. Vegge, *Catal. Sci. Technol.*, 2015, **5**, 4946–4949.
- 42 G. Henkelman, B. P. Uberuaga and H. Jónsson, *J. Chem. Phys.*, 2000, **113**, 9901–9904.
- 43 G. Henkelman and H. Jónsson, *J. Chem. Phys.*, 1999, **111**, 7010–7022.

