


 Cite this: *Phys. Chem. Chem. Phys.*,
 2023, 25, 2420

Benchmarking the quadrupolar coupling tensor for chlorine to probe weak-bonding interactions†

 Robin Dohmen, Denis Fedosov and Daniel A. Obenchain *

Rotational spectroscopy relies on quantum chemical calculations to interpret observed spectra. Among the most challenging molecules to assign are those with additional angular momenta coupling to the rotation, contributing to the complexity of the spectrum. This benchmark study of computational methods commonly used by rotational spectroscopists targets the nuclear quadrupole coupling constants of chlorine containing molecules and the geometry of its complexes and clusters. For each method, the quality of both structural and electronic parameter predictions is compared with the experimental values. *Ab initio* methods are found to perform best overall in predicting both the geometry of the complexes and the coupling constants of chlorine with moderate computational cost. This cost can be reduced by combining these methods with density functional theory structure optimization, which still yields adequate predictions. This work constitutes a first step in expanding Bailey's quadrupole coupling data set to encompass molecular clusters. [W. C. Bailey, Calculation of Nuclear Quadrupole Coupling Constants in Gaseous State Molecule, 2019, <https://nqcc.wcbailey.net/>]

 Received 1st September 2022,
 Accepted 13th December 2022

DOI: 10.1039/d2cp04067k

rsc.li/pccp

1 Introduction

With the rise of broadband rotational spectroscopy in the last two decades,^{1,2} the demands for accurate predictions of rotational spectroscopic constants from quantum chemical calculations have increased. More precise calculations are needed to interpret the increasing complexity of molecular targets. The complexity is introduced through an increase in system size, leading to a large conformational space or several angular momenta coupling to the total angular momentum. In addition, below the threshold of molecular mass transferable into the gas-phase, broadband microwave spectroscopy is not size selective. During detection, many impurities and weakly bound complexes containing two or more molecules are observable simultaneously.³

The analysis of the large amount of spectroscopic data collected, both in number of spectra and in spectral complexity, can currently be very time consuming. An accurate initial guess of the spectroscopic parameters is valuable because it drastically minimize the time spent on assignment. Accurate theoretical predictions are also valuable for automatic fitting programs,^{4,5} since it reduces calculation time. The aim of this paper benchmark a number of theoretical methods to test their

performance in predicting the complex hyperfine splitting of weakly bound complexes.

In microwave spectroscopy, rotational constants are the fundamental spectroscopic parameters, which are directly related to the geometry of the molecule as they depend on the moments of inertia. This direct link to the mass distribution in the molecule establishes microwave spectroscopy as a powerful tool for determining the molecular structure and underscores the necessity for an accurate prediction of these parameters from theory for assignment. In addition to rotational constants, quantum chemical methods produce predictions for another characteristic important for assignment, the Nuclear Quadrupolar Coupling Constant (NQCC) χ_{ij} . Provided the target molecule contains one or more quadrupolar nuclei ($I > 1/2$), such as ¹⁴N or ³⁵Cl,^{6–9} a hyperfine structure is observed that arises from the coupling of the nuclear angular momentum with the molecular angular momentum.¹⁰ The coupling is dependent on the intrinsic nuclear quadrupole moment Q and the electronic environment expressed by the Electronic Field Gradient (EFG) $q_{ij}(i, j = abc)$.

$$\chi_{ij} = \begin{bmatrix} \chi_{aa} & \chi_{ab} & \chi_{ac} \\ \chi_{ba} & \chi_{bb} & \chi_{bc} \\ \chi_{ca} & \chi_{cb} & \chi_{cc} \end{bmatrix} = e \cdot Q \cdot q_{ij} \quad (1)$$

The NQCC χ_{ij} is experimentally observed in the principal axis system abc based on the construction of the rotational Hamiltonian. Through rotation in the nuclear axis system of the quadrupolar nucleus, the NQCC tensor is transformed to $\chi_{ij}(i, j = xyz)$ by diagonalization. The steepest gradient of the

Georg-August University, Tammannstraße 6, Göttingen, Germany.

 E-mail: daniel.obenchain@uni-goettingen.de

 † Electronic supplementary information (ESI) available: Files and data basis of the plots can be accessed digitally at <https://doi.org/10.25625/VMY3WD>.⁷⁹ See DOI: <https://doi.org/10.1039/d2cp04067k>


EFG is along the chlorine carbon bond in the nuclear axis system, where this axis is labeled z by convention. To clarify which axis system is used, χ_{abc} and χ_{xyz} will be used to denote the NQCC in the principal axis system or the nuclear axis frame, respectively.

Bailey *et al.* performed extensive benchmarking of NQCC¹¹ with a focus on chlorine-containing molecules which are present in many important compounds for chemical industry.¹² This is in addition to Bailey's numerous examinations of similar nuclei containing high-spins that are found in rotational spectroscopy studies. Bailey found a linear correlation between NQCC values predicted at the B1LYP/TZV(3df,2p)^{13,14} level and experimental results of 22 molecules. He established an empirical correction Q_{eff} of the intrinsic nuclear quadrupole moment that acts on the EFG of the molecule. The reference data set encompasses a wide range of chlorine compounds probed with experimental methods that are added sequentially to the data set after the initial publication. The data set is limited exclusively to chlorine-containing monomers, disregarding chlorine-containing species with intermolecular dispersive bonding interactions.

Chlorine containing weakly-bound complexes have been studied experimentally for multiple decades.^{9,15–33} The data on weakly bound complexes allows one to review the predictive power of quantum chemical calculations for dispersive interactions by utilizing chlorine as a probe for the EFG. The goal is to improve the quantum chemical predictions for non-covalent complexes to assign weak transitions in rotational spectroscopy. Thereby, it is also a step toward the investigation of rarely sampled atoms.

2 Selection of molecular targets

We selected 20 complexes for our data set in this study. Reoccurring substructures such as common monomers or rare gas binding partners appear in multiple structures within the data set. There were several selection parameters that guided the choice of molecular structures to be included in the data set.

2.1 Full description of NQCC

From all structures picked from literature, the full description of the NQCC tensor of a quadrupolar nucleus was required, including the off-diagonal elements of the tensor. A full experimental description of the NQCC tensor was required to compare with the computational results. The experimental determination of the full tensor is easier when the number of nonzero off-diagonal elements is low; hence, a number of chosen molecules have symmetry elements.

2.2 Gas-phase complex

All chosen structures display non-covalent intermolecular interactions in an effort to expand on Bailey's data set. All are heterodimers and contain only a singular quadrupole of interest. There are a variety of bond strengths in the chosen complexes, from van der Waals interactions to hydrogen bonds

and interactions with a weakly covalent character. The data set includes several subgroups with similar monomers for different interactions with organic, inorganic, and metallic bonding partners.

These subgroups provide trends within the data set. A large number of structures have chlorine as a component of an organic molecule such as 2-chlorothiophene or CF_3Cl which interact with a number of binding partners, mostly small molecules, both organic and inorganic compounds. In particular, CF_3Cl has been explored with a number of binding partners offering a wide selection of different interactions with the same system. Another group is argon as a rare gas binding partner to a number of small chlorine compounds such as Cl_2 and HCl , uncovering the impact of the covalent environment of chlorine. To further diversify the binding partners, structures containing metals are also included in the data set.³⁴

2.3 Computational cost

To keep the computational cost affordable, the number of complexes with heavy atoms such as Au and Xe was kept to a minimum. The number of atoms was limited by the computational cost and the lowered experimental accessibility of large molecules in the gas-phase, a boundary condition set by the experimental data preexisting in literature.

2.4 Chlorine nucleus

This data set is meant to be an extension of Bailey's work, and therefore it is focused exclusively on chlorine as a quadrupolar nucleus. There are also other high-spin nuclei present in selected systems, but at least one chlorine atom was required for inclusion in the benchmarking set.

3 Challenges of NQCC benchmarking

When discussing NQCC predictions, there is an inherent overlap with structure that complicates analysis. Geometry, chemical environment, and large amplitude motions all inform quadrupolar coupling constants, both in their inherent changes to the local EFG, and in the projection of the NQCC into the molecular axis system. The reliability of these factors from the calculations is informed by the structure type, specifically the treatment of dispersive complexes compared to that of monomer structures. Overall, dispersive dimers tend to be more floppy and have many local minima on the potential energy surface. A NQCC prediction should be correct for the right reasons. If the optimized structure already has discrepancies from the experimentally observed one, it contaminates the prediction of the EFG and its projection from the nuclear into the principal axis system.

This is a particular complication if a single method is used both for structure optimization and for the prediction of the NQCC, as a singular method is not necessarily optimal for both computations. To address this issue, well established methods were used to optimize structures of complexes, and then a



variety of methods were used to predict the NQCC of chlorine in these optimized complexes.

An unreliable geometry prediction of dimers is also particularly relevant when it comes to large amplitude motions. Low binding energies compared to covalently bound structures facilitate low energetic barriers for large-amplitude motions. This challenge is not unique to NQCC predictions, but is relevant for dispersive complexes in general. Nevertheless, it is an important factor to consider when approaching NQCC predictions and corrections.

4 Methods and data analysis

To benchmark different quantum chemical methods with pre-existing data, we primarily focused on parameters that are directly obtained from experimental microwave spectra and therefore published as observables. We define the unitless MARD (Mean Absolute Relative Deviation) of an observable x for N molecular systems i (see Table 1) with an experimental value x_e as follows:

$$\text{MARD}(x) = \frac{1}{N} \sum_{i=1}^N \frac{|x_i - x_{e,i}|}{x_{e,i}} \quad (2)$$

For errors the standard deviation of the MARD is calculated.

ORCA 4.2.1^{35–37} was chosen for all quantum chemical calculations, as it is widely used through open access and offers customization of the basis sets.^{38–40}

Most of the methods were chosen due to their prevalence among rotational spectroscopists such as B3LYP^{41–43} and its D3^{44–46} and D4^{47–49} dispersion corrected extensions with Becke–Johnson damping.^{45,46,50} The prevalence of the double hybrid functional B2PLYP⁵¹ similarly justifies its inclusion.

B1LYP^{14,41,52} was chosen for comparison with Bailey's studies. B97M-D3BJ⁵³ is a meta-GGA functional chosen to compare with hybrid functionals based on previous studies.^{49,54} MP2 is also a popular method among rotational spectroscopists for structure predictions and serves as an *ab initio* method comparison with moderate computational cost.⁵⁵

The basis sets used for DFT and meta-GGA methods are the def2 basis sets def2-TZVPD and def2-TZVPPD,^{56–59} a very common all-purpose basis set. To compare with another basis with an improved description of core electrons, which potentially has an impact on the shielding effect of the quadrupolar nucleus by the electrons, x2c-TZVPP-2c⁶⁰ and x2c-TZVPP-s⁶¹ are included. An exception is B1LYP, where VTZ(3df,2d)^{62–72} was used to compare with Bailey's calculations. For the MP2 calculations 6-311++G(d,p) and 6-311++G(2d,2p)^{64–69} basis sets were used to compare basis sets of different sizes. ORCA's integrated basis sets were used unless the basis was unavailable, then the basis set was downloaded from Basis Set Exchange.^{38–40}

4.1 Optimization

The geometries of all the structures in the benchmark set were optimized with the methods mentioned above. An exception are the heavy atom containing complexes, which were excluded from MP2 optimizations in the absence of parameterization of the basis set for Au, Ag, Kr and Xe. In addition to geometry, the EFG of chlorine was calculated for the optimized structure.

4.2 Single point calculations

It proved difficult to compare the computational results for the NQCC independently of the structural predictions. Several methods yielded inaccurate geometries, displaying relative deviations beyond 10% for structural parameters, which is generally unsuitable for fitting and auto-fitting when hyperfine

Table 1 Rotational constants and NQCC of chlorine containing dispersive complex from literature

Structure	A/MHz	B/MHz	C/MHz	χ_{aa}	χ_{bb}	χ_{cc}	χ_{ab}	χ_{ac}	χ_{bc}	Citation
Ar-ClF ^a	0	1327.113	0	-140.869	—	—	0	0	0	15
Ar-HCl ^a	—	1678.511 ^b	—	-23.027	—	—	0	0	0	16
Ar ₂ -HCl ^a	1733.857	1667.932	844.491	-28.123	12.471	15.658	0	0	0	17
Ar ₃ -HCl ^a	0	843.8974	0	-31.008	—	—	0	0	0	18
CF ₃ Cl-Ar ^a	3373.118	988.2529	879.5788	36.57	-75.485	38.915	15.4	0	0	19
CF ₃ Cl-CH ₃ F ^a	21826	728.2164	702.9987	-73.3	34.05	39.25	29	0	0	20
CF ₃ Cl-CO ₂ ^a	2985.3104	890.7548	780.1095	2.617	-41.1605	38.5435	52.89	0	0	21
CF ₃ Cl-DME ^a	11 738	595.399	565.836	-76.587	39.5235	37.0635	-0.44	0	0	22
CF ₃ Cl-OCH ₂ ^a	27 295	787.4896	764.373	-73.91	34.695	39.215	22.96	0	0	23
F ₂ CCFCl-NH ₃ ^a	2236.0689	1317.19498	1219.63324	-21.817	-14.4725	36.2895	55.9	10.3	12	24
Fluorobenzene-HCl	1863.8635	1107.99873	918.09242	-36.6494	10.9547	25.6947	30.48	0	0	25
H ₂ -AgCl ^c	1588778.3	3453.034	3443.7141	-31.608	15.232	17.384	0	0	0	26
H ₂ -AuCl ^c	1 209 646	3297.117	3287.332	-41.6877	18.581	23.107	0	0	0	9
H ₂ -CuCl	—	4781.8759 ^b	—	-24.43	—	—	0	0	0	27
HCCH-CH ₂ ClF ^a	5262.899	1546.8071	1205.4349	28.497	-65.618	37.121	-22.2007	0	0	28
HCCH-ClHCCF ₂ ^a	2671.139543	988.154084	721.384869	36.22802	-72.54615	36.31813	20.5876	0	0	29
HCCH-ClHCCCH ₂ ^a	5679.6182	1523.02024	1200.10948	35.7483	-67.1371	31.3888	11.2	0	0	30
HCCH-H ₂ CCFCl ^a	9147.85663	889.015856	811.975763	-70.63491	37.3203	33.31461	12.356	0	0	31
Kr-HCl ^c	0	1200.62374	0	-29.2376	—	—	0	0	0	32
Xe-HCl ^c	0	989.26113	0	-34.67	—	—	0	0	0	33

^a Included in single point calculations. ^b B not in literature, value for (B + C)/2 given instead. ^c No parameterization for Ag, Au, Kr, Xe in 6-311++G(d,p) and 6-311++G(2d,2p) basis sets, therefore excluded from MP2 optimization.



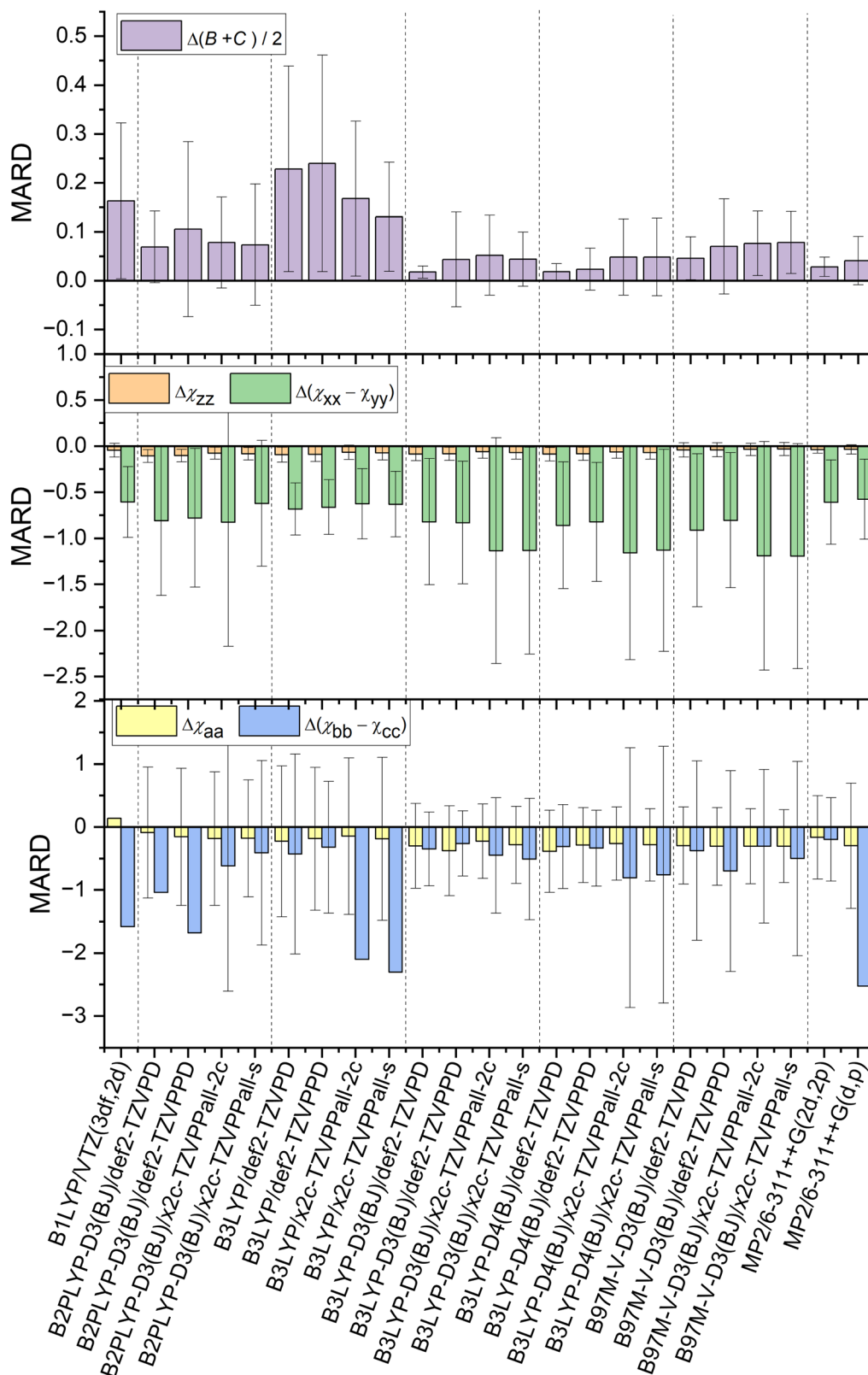


Fig. 1 Comparison of MARD of NQCC and geometry predictions made by examined combinations of methods and basis sets after optimization. Error bars were omitted when the values were too large for a readable depiction. The values can be found in the ESI† (Tables S1–S5) in the dataset.⁷⁹



of the chlorine compounds selected. For this reason, the difference $\Delta(\chi_{xx} - \chi_{yy})$ leads to higher relative errors compared to χ_{zz} . Indeed, the non-dispersion corrected B3LYP and B1LYP methods outperform other DFT hybrid functional approaches with Grimme corrections in predicting $\Delta(\chi_{xx} - \chi_{yy})$. Due to inaccurate geometry predictions, this is most likely due to the much larger error spread and error compensation. Therefore, it is important to view the $\Delta(\chi_{xx} - \chi_{yy})$ predictions in conjunction with χ_{zz} and $(B + C)/2$, to ensure that the NQCC description is correctly described and not just by chance. The method that strikes that balance best with a single optimization is MP2/6-311++G(2d,2p), as this method performs the best in predicting the NQCC while simultaneously occupying fourth place for geometry predictions among the methods tested here, suggesting that the electronic description of the EFG is reliable.

The difference between D3 and D4 for B3LYP is minor, they have almost identical NQCC MARDs, as the test set lacks ionic species, the characteristic D4 improves over D3.⁴⁷ Fig. 1 indicates that overall B1LYP produces better predictions of NQCC than other DFT methods despite the imperfect structure obtained by optimization, which is discussed in another section.

The basis set has a significant impact on the description of NQCC. The x2c basis set is an all-electron basis that was fit using NMR parameters. NMR data were chosen specifically to improve the shielding constants for inner electrons.^{60,61} This approach can theoretically affect NQCC if the description of the core potential for chlorine is inadequate. In contrast to expectations, the x2c basis set does not outperform the def2 basis set for the description of quadrupole coupling. While χ_{zz} is comparatively well described, the errors in $\Delta(\chi_{xx} - \chi_{yy})$ rise compared to the Karlsruhe def2 basis set. Overall, the relative error of $\Delta(\chi_{xx} - \chi_{yy})$ is much larger than that of χ_{zz} , thereby making

this parameter less reliable in judging the overall quality of the prediction of the NQCC tensor. As a result, the x2c basis sets still outperform the def2 basis sets for DFT calculations. However, MP2 with a 6-311++G(2d,2p) basis set still overall provides the most reliable predictions of the entire set of methods.

5.4 χ_{abc}

Although NQCC χ_{xyz} in the nuclear axis system provides insight into the electronic description of the nucleus, for the purpose of fitting a spectrum, χ_{abc} is required, which is the projection of χ into the principal axis system of the molecule. An accurate description of the geometry and the EFG is important to prevent distortion of the NQCC tensor. However, methods that fail to optimize geometry sufficiently, such as B1LYP and B3LYP without dispersion correction, have poorer precision than others, such as B3LYP-D3. It resulted in the omission of error bars in Fig. 1 to enhance legibility, which can be found in the ESI.† The non-dispersion corrected methods yield slightly better MARD for χ_{aa} with lower precision, but as with the Grimme corrected counterpart of the B3LYP methods, it lacks precision.

When comparing *ab initio* MP2 methods, the importance of the basis set is highlighted. The addition of diffuse functions to the basis set results in robust NQCC predictions in the molecular axis frame. Therefore, among the methods tested, MP2/6-311++G(2d,2p) is the best choice among the methods tested if only a single calculation is performed, if the basis set can be computationally afforded.

5.5 Single point calculation

As described in Section 4.2, connect geometries optimized at different levels of theory to the same single point calculations. Therefore, B1LYP/TZV(3df,2p), CCSD(T)/cc-pVQZ, B3LYP/def2-TZVPPD,

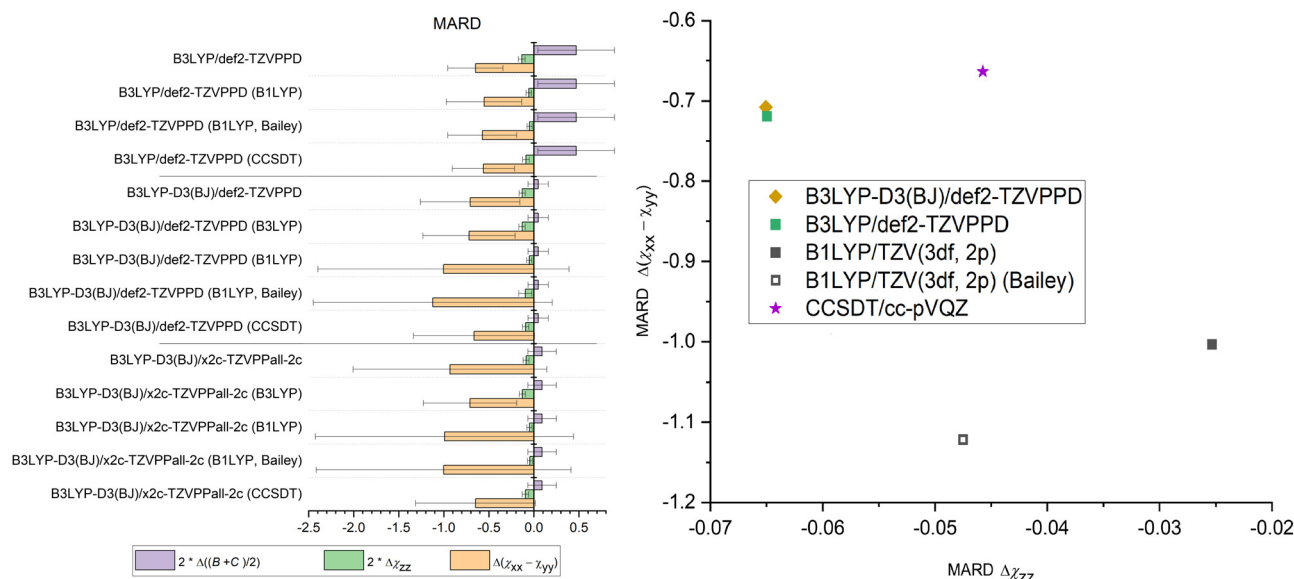


Fig. 2 Single point calculation of pre-optimized structures. Left: Optimisation method in plain text and the single point calculation methods abbreviated in parentheses. These are B1LYP/TZV(3df,2p), converted with Q and Q_{eff} according to Bailey, B3LYP/def2-TZVPPD and CCSD(T)/cc-pVQZ. Right: Performance of methods for predicting NQCC, using structures pre-optimized with B3LYP-D3BJ/def2-TZVPPD.



B3LYP-D3(BJ)/def2-TZVPPD, and B3LYP-D3(BJ)/x2c-TZVPPall-2c levels of theory were used to calculate the NQCC from the geometries optimized at the B3LYP/def2-TZVPPD, B3LYP-D3(BJ)/def2-TZVPPD, and B3LYP-D3(BJ)/x2c-TZVPPall-2c level of theory. The data for the latter three methods is included in the supplement.⁷⁹ Structures which could not be treated with CCSD(T) due to computational cost had to be excluded, which yields 14 comparable dimers remain in the single point data set.

Omitting B3LYP dispersion corrections does not have a significant effect on the prediction of NQCC, since the coupling is primarily dependent on the description of the electronic environment. The impact of dispersion correction on this calculation is diminished by other computational decisions, such as the choice of basis sets, which is illustrated in Fig. 2. Comparison of B3LYP and B3LYP-D3 indicates that B3LYP did not accurately predict χ for the right reason, as suggested in Fig. 1. Instead, the low NQCC MARD is caused by error compensation between the distorted geometry and an inaccurate description of the nuclear environment.

Despite the inaccuracies in optimization discussed above, B1LYP/TZV(3df,2p) outperforms all other methods in describing χ_{zz} , albeit prediction for $(\chi_{xx} - \chi_{yy})$ contains the largest errors compared to B3LYP-D3/def2-TZVPPD and CCSD(T)/cc-pVQZ. Employing Q_{eff} to transform the EFG according to eqn (1) fails to correct the NQCC, as it breaks down when applied to dimers.

The CCSD(T) results improve the prediction of χ compared to B3LYP, although it is still outperformed by B1LYP in terms of χ_{zz} . The *ab initio* method performs best for $(\chi_{xx} - \chi_{yy})$. This result was a surprise, as CCSD(T) is often praised as the gold standard in computational chemistry. It can likely be attributed to the basis set cc-pVQZ used in the CCSD(T) calculation, which is not augmented with diffuse functions compared to the TZV(3df,2p) employed for the B1LYP calculation. More benchmarking needs to be done to confirm this hypothesis. It demonstrates the importance of the basis set, as in this case a chosen DFT method with a large basis set can compete with CCSD(T) calculations in accuracy to predict the local EFG.

5.6 NQCC correlation

To directly compare the electronic description around the nucleus, selected geometries pre-optimized with B3LYP-D3/def2-TZVPPD were used to determine the EFG at the level of B1LYP/TZV(3df,2p) and plotted against the experimental values of NQCC. This is following Bailey's method of optimizing the geometry with one's preferred method and calculating the EFG using B1LYP/TZV(3df,2p) to apply an empirical correction factor. When correlating the calculated EFG and the experimental NQCC values, the data spread is much more pronounced compared to Bailey's monomers, as the geometry of dimers are generally harder to predict (see Chapter 3). Additionally, the dimer data set is smaller, with 14 comparable systems which had existing basis set parameterisation for all atoms, while Bailey included 22 systems in his correlation. When applying a linear fit, we derive a value of $eQ_{\text{eff}}/h = -17.3 \pm 1.4 \text{ MHz a.u.}^{-1}$

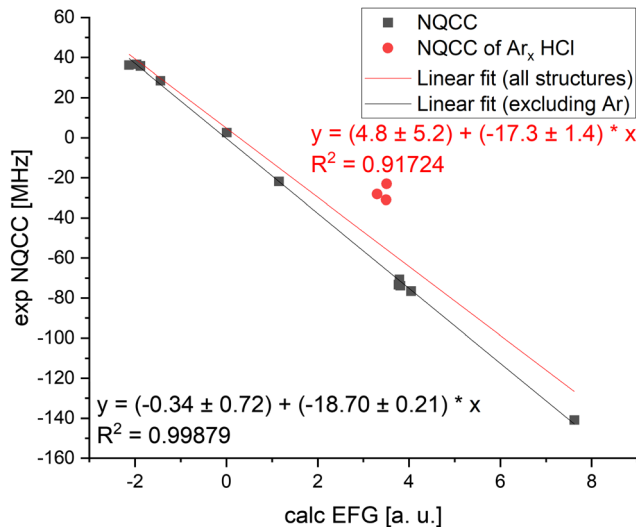


Fig. 3 Linear correlation of calculated EFG and experimental NQCC values. Optimization of the structure performed with B3LYP-D3 and secondary calculations of the EFG with the optimized structure with B1LYP/TZV(3df,2p). The red dots mark the argon complexes with HCl (Ar-HCl , $\text{Ar}_2\text{-HCl}$) and $\text{Ar}_3\text{-HCl}$. The red linear regression includes these complexes in the data set, the black one does not.

for ^{35}Cl compared to Bailey's $eQ_{\text{eff}}/h = -19.166 \pm 0.021 \text{ MHz a.u.}^{-1}$. Bailey's values suggest shielding of chlorine nucleus as the effective quadrupole moment $Q_{\text{eff}} = -81.568 \pm 0.091 \text{ mb}$ is smaller than the literature value of $Q = -81.65 \pm 0.80 \text{ mb}$. Therefore, the calculations underestimate the electronic interactions with the quadrupole moment. This effect ostensibly is enhanced in complexes, where the effective quadrupole moment is $-73.4 \pm 5.9 \text{ mb}$, but may have influence from other sources, as we suggest below.

A major issue for correlating prediction and experiment is that fundamental approximations made by optimizing equilibrium structures cause much larger errors in loosely bound systems and in more rigid monomers. This is particularly apparent in the argon-HCl complexes, which show a large deviation from the linear fit in Fig. 3. The average ground state structure deviates greatly from the equilibrium geometry due to large amplitude motion.¹⁶ For cases such as this where the equilibrium structure is an insufficient approximation, Q_{eff} as a single correction parameter falls short. When Ar complexes are excluded from linear regression, the effective quadrupole moments in the data set can be determined to be $Q_{\text{eff}} = -79.6 \pm 0.9 \text{ mb}$. This is a significant improvement of the fit, but, the fact that simple calculations become less reliable still holds true for this data set, and using this correction factor for the NQCC for other systems still requires a chemical understanding in case the approximations of the calculations break down. In that case, a larger benchmarking set is required to determine Q_{eff} for similar cases, which probably requires the definition of individual Q_{eff} for complexes dominated by the same effects. Grouping the complexes in this data set and investigating them separately has been done, where the $\text{Ar}_x\text{-HCl}$ complexes show the most pronounced



deviations, but the experimental data set is very limited (see Fig. SF1, ESI†). Alternatively, calculations with less approximation and higher time investment, such as vibrational calculations, might be used to treat these cases. In either case, simply using Bailey's Q_{eff} determined from monomers for complexes is a fallacy.

Returning to our large shift of $Q_{\text{eff}} = -73.4 \pm 5.9$ mb compared to Bailey's value $Q_{\text{eff}} = -81.568 \pm 0.091$ mb, Bailey's reasoning that inner-core electron shielding effects explain the shift in monomers is more clear. In our study of complex NQCC, we now connect the large contribution of r_e vs. r_0 differences in geometry to the NQCC prediction. Ultimately, we cannot disentangle the contributions of either from the effective quadrupole moment of -73.4 ± 5.9 mb, and must conclude that both contribute. The large shift in the complexes does suggest a significant contribution from structural difference between equilibrium and ground state geometries.

6 Conclusion

In this work, the quantum chemical predictions for NQCC were compared to the experimental spectroscopic results to determine the best performing methods to obtain initial guesses for future fitting efforts of spectroscopic data.

The primary focus was on established methods for structure determination, with MP2 and dispersion corrected B3LYP-D3(BJ) and B3LYP-D4 performing best, proving their status as robust methods for geometry optimization. To reliably obtain accurate predictions for the NQCC, MP2/6-311++G(2d,2p) as an *ab initio* method outperformed all DFT methods when requiring both reliable geometry and NQCC predictions with a single calculation. We showed that Bailey's empirical correction of chlorine monomers is not applicable for dimers. An empirical correction factor based on the accessible dimer data set was defined by pre-optimization of the geometry and calculation of the NQCC at B1LYP/TZV(3df,2p) level. It is at the user's discretion if the correction is applicable, because flexible systems with large amplitude motions or energetically close conformers require computational treatment of these phenomena to improve the NQCC predictions.

Future work on this project would broaden the variety of methods employed, in particular, more different *ab initio* methods for comparison, since MP2 performed well compared to DFT methods. An important step would be the further investigation flexible cases such as the argon complexes featured in this study with a more expensive anharmonic treatment to improve the NQCC. The experimental data set should be extended to include different quadrupolar nuclei, such as nitrogen, boron, bromine, and iodine. These extended data sets present a challenge in that they are typically harder to analyze and have fewer examples in the literature. The benefit of extending to these data sets to bromine and iodine is that they are more likely to have full, experimentally determined quadrupole coupling tensors due to the larger Q values of the nuclei.

Conflicts of interest

There are no conflicts to declare.

Acknowledgements

We would like to thank the BENCH Research Training Group (DFG-389479699/GRK2455) for funding this project.⁸⁴ This work used the Scientific Compute Cluster at GWDG, the joint data center of Max Planck Society for the Advancement of Science (MPG) and University of Göttingen.

References

- G. G. Brown, B. C. Dian, K. O. Douglass, S. M. Geyer, S. T. Shipman and B. H. Pate, *Rev. Sci. Instrum.*, 2008, **79**, 053103.
- G. B. Park and R. W. Field, *J. Chem. Phys.*, 2016, **144**, 200901.
- D. P. Tabor, R. Kusaka, P. S. Walsh, E. L. Sibert and T. S. Zwier, *J. Phys. Chem. Lett.*, 2015, **6**, 1989–1995.
- E. J. Riffe, S. T. Shipman, S. A. Gaster, C. M. Funderburk and G. G. Brown, *J. Phys. Chem. A*, 2019, **123**, 1091–1099.
- N. A. Seifert, I. A. Finneran, C. Perez, D. P. Zaleski, J. L. Neill, A. L. Steber, R. D. Suenram, A. Lesarri, S. T. Shipman and B. H. Pate, *J. Mol. Spectrosc.*, 2015, **312**, 13–21.
- W. C. Bailey, *J. Mol. Spectrosc.*, 2001, **209**, 57–59.
- L. A. Surin, I. V. Tarabukin, S. Schlemmer, A. A. Breier, T. F. Giesen, M. C. McCarthy and A. van der Avoird, *Astrophys. J.*, 2017, **838**, 27.
- K. P. Nair, S. Herbers, W. C. Bailey, D. A. Obenchain, A. Lesarri, J. U. Grabow and H. V. L. Nguyen, *Spectrochim. Acta, Part A*, 2021, **247**, 119120.
- D. A. Obenchain, D. S. Frank, H. M. Pickett and S. E. Novick, *J. Chem. Phys.*, 2017, **146**, 204302.
- W. Gordy and R. L. Cook, *Microwave molecular spectra*, Wiley, 1984, p.929.
- W. C. Bailey, *J. Mol. Struct.*, 2001, 195–201.
- K. Naumann, *Pest Manage. Sci.*, 2000, **56**, 3–21.
- J. P. Perdew, *Phys. Rev. B: Condens. Matter Mater. Phys.*, 1986, **33**, 8822–8824.
- C. Lee, W. Yang and R. G. Parr, *Phys. Rev. B: Condens. Matter Mater. Phys.*, 1988, **37**, 785–789.
- S. J. Harris, S. E. Novick, W. Klemperer and W. E. Falconer, *J. Chem. Phys.*, 1974, **61**, 193–197.
- S. E. Novick, P. Davies, S. J. Harris and W. Klemperer, *J. Chem. Phys.*, 1973, **59**, 2273.
- T. D. Klots, C. Chuang, R. S. Ruoff, T. Emilsson and H. S. Gutowsky, *J. Chem. Phys.*, 1987, **86**, 5315–5322.
- T. D. Klots, R. S. Ruoff, C. Chuang, T. Emilsson and H. S. Gutowsky, *J. Chem. Phys.*, 1987, **87**, 4383–4387.
- L. Evangelisti, Q. Gou, G. Feng and W. Caminati, *Chem. Phys. Lett.*, 2016, **653**, 1–4.
- Q. Gou, L. Spada, E. J. Cocinero and W. Caminati, *J. Phys. Chem. Lett.*, 2014, **5**, 1591–1595.
- Y. Zheng, S. Herbers, Q. Gou, W. Caminati and J. U. Grabow, *J. Phys. Chem. Lett.*, 2021, **12**, 3907–3913.



- 75 B. P. Prascher, D. E. Woon, K. A. Peterson, T. H. Dunning and A. K. Wilson, *Theor. Chem. Acc.*, 2011, **128**, 69–82.
- 76 D. E. Woon and T. H. Dunning, *J. Chem. Phys.*, 1993, **99**, 3730–3737.
- 77 K. Raghavachari, G. W. Trucks, J. A. Pople and M. Head-Gordon, *Chem. Phys. Lett.*, 1989, **157**, 479–483.
- 78 G. D. Purvis and R. J. Bartlett, *J. Chem. Phys.*, 1982, **76**, 1910.
- 79 R. Dohmen, D. Fedosov and D. A. Obenchain, GRO.data, 2022.
- 80 S. Oswald and M. A. Suhm, *Phys. Chem. Chem. Phys.*, 2019, **21**, 18799.
- 81 F. Xie, X. Ng, N. A. Seifert, J. Thomas, W. Jäger and Y. Xu, *J. Chem. Phys.*, 2018, **149**, 224306.
- 82 Y. Jin, T. Lu and G. Feng, *Phys. Chem. Chem. Phys.*, 2020, **22**, 28339.
- 83 P. Pinacho, A. Krin, C. Pérez, S. Zinn, J. C. López, S. Blanco and M. Schnell, *Phys. Chem. Chem. Phys.*, 2018, **20**, 15635–15640.
- 84 R. Mata and M. Suhm, BENCH RTG, 2022, <https://www.uni-goettingen.de/en/587836.html>.

