

Cite this: *Chem. Sci.*, 2018, 9, 8665

All publication charges for this article have been paid for by the Royal Society of Chemistry

# Computational design of a molecular triple photoswitch for wavelength-selective control†

Chong Yang,<sup>a</sup> Chavdar Slavov,<sup>b</sup> Hermann A. Wegner,<sup>c</sup> Josef Wachtveitl<sup>b</sup> and Andreas Drew<sup>\*,a</sup>

A small single molecule with multiple photoswitchable subunits, selectively and independently controllable by light of different wavelengths, is highly attractive for applications in multi-responsive materials and biological sciences. Herein, triple photoswitches are presented consisting of three independent azobenzene (AB) subunits that share a common central phenyl ring: the *meta*-trisazobenzenes (MTA). It is the unique meta-connectivity pattern leading to decoupling of all azo-subunits although they do overlap spatially. Based on this pattern, we design a triple MTA photoswitch, as proof-of-principle, with three different, electronically independent AB branches on the computer, which can be individually photo-excited to trigger ultra-fast *E* → *Z* isomerization at the selected AB branch.

Received 30th July 2018  
Accepted 20th September 2018

DOI: 10.1039/c8sc03379j

rsc.li/chemical-science

## 1. Introduction

Azobenzene (AB) and its derivatives are by far the most popular molecular photoswitches with a wide range of application in the fields of photobiology, photochemistry and functional organic materials.<sup>1–7</sup> Their attractive light-responsive properties are based on the ultra-fast photoisomerization between two long-lived *E*- and *Z*-configurations.<sup>1–13</sup> In addition, their photochromic and isomerization properties and, in particular, their activation wavelength can be modulated on demand by suitable chemical modifications, e.g. by introduction of substituents to the benzene rings. Owing to their adjustable photochemical properties, AB-based compounds provide a versatile basis for numerous applications in data storage devices,<sup>3</sup> optoelectronic devices,<sup>4</sup> and molecular switches.<sup>5</sup>

Recently, multi-photochromic compounds containing more than one switching unit that can possibly be selectively and independently controlled by external stimuli are attracting much interest.<sup>14–17</sup> A single molecule integrating multiple different AB subunits may exhibit such a multi-functional nature, and may be applicable in supramolecular stimuli-responsive systems, organic liquid crystal photonics, functional nanomaterials, and multi-responsive biological systems.<sup>2–5</sup>

The photochromic behavior and the photoisomerization of AB and its derivatives have been intensively investigated so far,<sup>8–13</sup> but only a few have recently demonstrated dual functionality. A general multi-addressable behavior of bisazobenzenes with two AB subunits was demonstrated, however, the individual AB subunits were not individually, *i.e.* selectively addressable.<sup>18–23</sup> The switching behavior and the photochromic characteristics of four *para*-bisazobenzene derivatives connected by aryl–aryl linkers between two AB moieties were studied in an effort to optimize the photoswitching efficiency of linear multi-azobenzenes.<sup>19</sup> Furthermore, other multi-photochromic compounds containing multiple switching subunits such as *cyclo*-trisazobenzene,<sup>24–26</sup> *tris*-[4-(phenylazo)-phenyl]-amine<sup>27,28</sup> on a surface, and other multi-photochromic compounds<sup>29–36</sup> have been addressed to explore new multi-photochromic effects and light-induced functionalities as well. More recently, orthogonal and reversible control of two distinct types of photoswitches in a multifunctional molecular system has been reported, giving rise to impressive dual functionality.<sup>36,37</sup> However, the design of multi-state multi-photochromic compounds with multiple functionalities still poses a great challenge, because, in general, wavelength selective control of individual components of a multi-photochromic compound requires selective addressability and independent functionalities of the single photochromic subunits.

The ultrafast dynamics and photochromic properties of *ortho*-, *meta*- and *para*-bisazobenzenes have been investigated systematically, and their properties and cooperative behavior have been found to strongly depend on their connectivity pattern.<sup>21</sup> The two AB branches are uncoupled in *meta*-bisazobenzenes and the absorption spectrum is a superposition of the spectra of two individual AB subunits. In contrast, a substantial red-shift of the  $\pi\pi^*$  absorption band occurs in *para*-

<sup>a</sup>Interdisciplinary Center for Scientific Computing, Heidelberg University, Im Neuenheimer Feld 205A, 69120 Heidelberg, Germany. E-mail: drew@uni-heidelberg.de

<sup>b</sup>Institute for Physical and Theoretical Chemistry, Goethe University, Max-von-Laue Str. 7, 60438 Frankfurt am Main, Germany

<sup>c</sup>Institute of Organic Chemistry, Justus Liebig University Giessen, Heinrich-Buff-Ring 17, 35392 Giessen, Germany

† Electronic supplementary information (ESI) available. See DOI: 10.1039/c8sc03379j



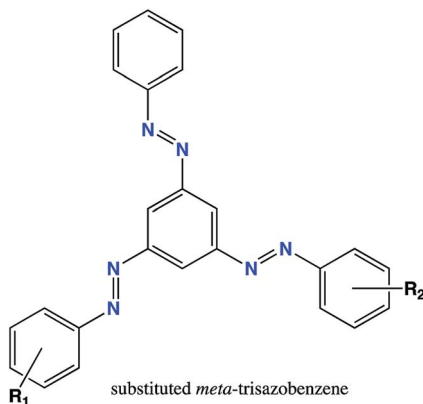


Fig. 1 Molecular structure of substituted MTA photoswitches, in which different numbers of appropriate substituents are introduced at the terminal phenyl groups.

bisazobenzenes and is attributed to strong  $\pi$ -conjugation and the resulting electronic coupling of the AB branches, *ortho*-bisazobenzenes reveal substantial excitonic coupling.<sup>20</sup> In particular, the uncoupled meta-connectivity seems to allow for an independent photochemical behavior of the individual AB branches, indicating that the concept of meta-connectivity can be generally useful for the design of multi-photochromic compounds with different functionalities.

For individual addressability of the AB subunits, *i.e.* for individual electronic excitation by light, the absorption spectra of the AB subunits should be energetically well separated. This can in principle be achieved by tuning the main absorption bands through incorporation of appropriate electron-donating or -withdrawing functional groups. Optimally, each AB subunit can then be addressed individually by light of different wavelengths leading to the photo-isomerization of the selected AB subunit.

In this work we present multi-photochromic compounds integrating three azobenzene subunits within a single molecule: 1,3,5-tris[(*E*)-phenylazo]benzenes, or here referred to as *meta*-trisazobenzenes (MTAs). The basic structure of MTA consists of three AB subunits connected *via* a central shared phenyl ring (Fig. 1).<sup>38</sup> Here, its photochemistry is investigated and all AB branches will be demonstrated below to be electronically decoupled, and unsubstituted MTA to behave like three essentially independent AB molecules. Furthermore, we explored a large pool of possible substituents at the terminal phenyl rings. This variation is shown to shift the spectra of the AB subunits making them in principle individually addressable by light with different wavelength. Relaxed scans along the *E*  $\rightarrow$  *Z* isomerization coordinate of the individually excited AB branches of MTA reveal their capability of individual photoswitching. In other words, each branch of substituted MTA can be switched individually by light with the appropriate excitation wavelength.

## 2. Computational details

In previous theoretical studies, density functional theory (DFT) and time-dependent DFT (TDDFT)<sup>39–41</sup> have been successfully

proven to reproduce and accurately predict excited states of azobenzene-based compounds in good agreement with experimental results.<sup>8–10,12,13,18,19,21,22</sup> To investigate optical properties of MTA and its substituted derivatives, their vertical absorption spectra were calculated in the gas phase and in ethanol ( $\epsilon = 24.5$ ) using TDDFT in combination with the BHHLYP<sup>42</sup> functional and the 6-31G<sup>\*43</sup> basis set with and without conductor-like polarizable continuum model (C-PCM)<sup>44–46</sup> for solvation. In previous works, this functional and basis set combination has been extensively tested for azobenzene and bisazobenzenes against *ab initio* ADC(2) results and experimental data.<sup>21,26</sup> For consistency, all ground-state structure and excited-state geometry optimizations have been performed at BHHLYP/6-31G<sup>\*</sup> level. In addition, the Tamm–Dancoff approximation to TDDFT and a state-tracking algorithm were employed for the excited state optimizations. All calculations were carried out with the Q-Chem 5.0 and the Orca 3.0 packages.<sup>47,48</sup>

## 3. Unsubstituted *meta*-trisazobenzene

As first step, the photophysical properties of unsubstituted MTA (Fig. 1) have been investigated. For this reason, the absorption spectra of the *E*- and *Z*-isomers for the parent AB and the (*E,E,E*)-, (*E,E,Z*)-, (*E,Z,Z*)-, (*Z,Z,Z*)-isomers of MTA were calculated using TDDFT with the BHHLYP functional and the 6-31G<sup>\*</sup> basis set in the gas phase and in ethanol, respectively (Fig. 2). The absorption spectra of all isomers calculated in the gas phase and in ethanol resemble each other in shape. Owing to solvent effects, all absorption maxima of the main  $\pi\pi^*$  absorption band are significantly red-shifted in ethanol compared to those in the gas phase. The electronic coupling of the AB subunits as well as all main spectral features are, however, not affected by the solvent.

The absorption spectrum of (*E,E,E*)-MTA shows a strong  $\pi\pi^*$  transition at  $\sim 295$  nm with a tiny red-shift compared to single *E*-AB, and the intensity of this band is roughly three times as large as in *E*-AB, revealing the uncoupled nature of the three AB branches. Upon excitation into this band, all three azo branches possess equal probability to be switched due to the overlapping absorption bands. Overall, the photoswitching efficiency of all three AB branches is individually conserved, and thereby the total efficiency of MTA photoswitching of one AB subunit is increased by a factor of three compared to AB alone. This conclusion is completely consistent with previous theoretical work on *meta*-bisazobenzenes.<sup>20,21</sup>

However, switching one AB subunit of MTA reduces the sharpness and height of the main  $\pi\pi^*$  absorption band of (*E,E,Z*)-MTA compared to (*E,E,E*)-MTA. This can be explained by the fact that the intrinsic three-fold symmetry is broken upon *E*  $\rightarrow$  *Z* switching of one AB branch, which leads to coupling between the branches. The same effect is observed when two AB branches are *E*  $\rightarrow$  *Z* isomerized and the effect on the absorption spectrum is less clearly visible. The (*E,Z,Z*)-MTA and (*E,E,Z*)-MTA isomers are also affected by steric repulsions of the *Z*-AB subunits. Cisnetti and co-worker reported a similar photochromic behavior in the case of *meta*-bisazobenzene.<sup>22</sup> The



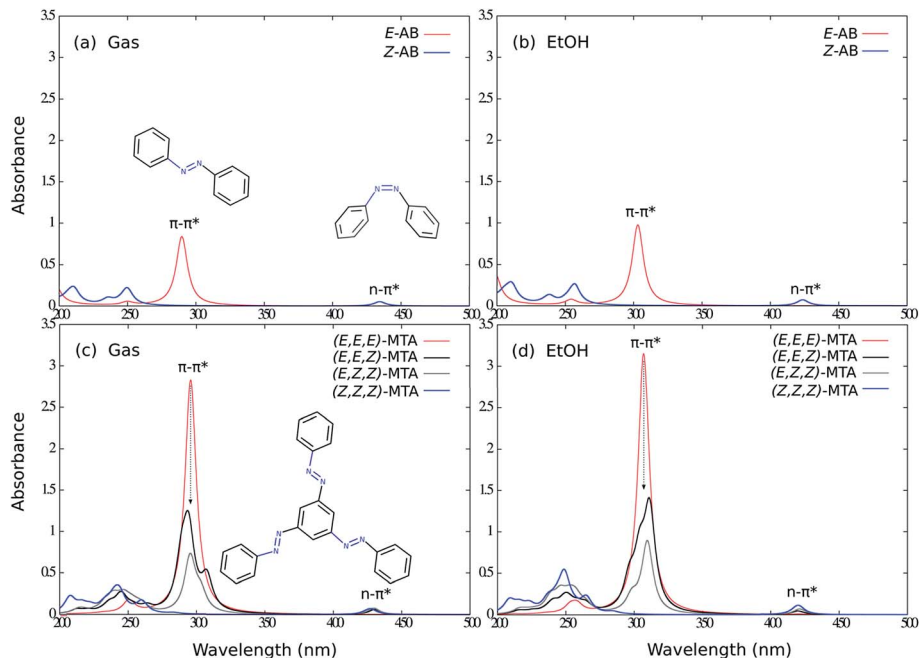


Fig. 2 Comparison of the computed absorption spectra of isolated AB and MTA isomers at the optimized ground-state geometries in the gas phase (left) and in ethanol (right) at the TDDFT/BHLYP/6-31G\* level. The spectra are convoluted with a Lorentzian function with full-width-at-half-maximum of 10 nm.

introduced coupling effects are overall small and will thus not exclude a possible separate control of each AB branch. However, the individual quantum yields of switching the three AB branches may depend on the switching order.

It appears thus reasonable to assume that independent  $Z \rightarrow E$  isomerization of each AB branch can in principle be achieved if the individual AB branches can be individually excited. Overall, this motivated us to design MTA-based compounds integrating differently substituted AB subunits possibly acting as truly independent photoswitches.

## 4. Substituted MTA derivatives

In unsubstituted MTA all three AB branches are identical and electronically practically uncoupled, but due to its three-fold symmetry the AB branches are not individually addressable. To achieve the latter, MTA derivatives are needed in which the three-fold symmetry is broken and the absorption peaks of the individual AB branches are sufficiently spectrally separated. A straightforward strategy to achieve this is the introduction of different substituents at the terminal phenyl groups with different types of electron-donating and electron-withdrawing electronic effects. For instance, F, Cl, Br, Me, CN,  $\text{NH}_2$ , OH, SH, OMe or  $\text{NMe}_2$  groups in the *ortho*-, *meta*- and *para*-positions of the terminal phenyl rings can easily be introduced *in silico* (Fig. 1). Following this procedure, a series of mono-substituted MTA, di-substituted MTA and multi-substituted MTA derivatives were designed to achieve a maximum separation of the main absorption peaks of the individual AB branches. At the same time, the individual AB subunits are required to remain electronically decoupled or at least only weakly coupled to be individually addressable and photoswitchable.

The simulated absorption spectra of a series of substituted MTA derivatives are presented in Fig. S1–S5 in the ESI.† From the analysis of these absorption spectra, it is found that only a few MTA derivatives like, for instance 4- $\text{NH}_2$ -MTA, successfully yield a combination of a red-shifted  $\pi\pi^*$  absorption band for the substituted AB branch and an original  $\pi\pi^*$  absorption band for the remaining unsubstituted ones. Most absorption spectra of the tested substituted MTA derivatives (Fig. S1–S5†) exhibit the desired weak electronic coupling. Overall, a large number of substituted MTA derivatives were evaluated, however, we chose to present the results for CN and SH substituted MTAs as representative examples of the design principle as proof-of-principle, since a particularly large spectral separation of the individual  $\pi\pi^*$  absorption bands is achieved while the AB branches remain uncoupled as shown below.

The simulated absorption spectra of unsubstituted MTA, single branch substituted 4'-SH-MTA and 2',4',6'-tri-CN-MTA and double branch substituted (2',4',6'-tri-CN-4''-SH)-MTA are presented in Fig. 3. The vertical excitation energies and corresponding intensities of MTA and its derivatives are summarized in Table 1. The absorption spectra of 4'-SH-MTA and 2',4',6'-tri-CN-MTA exhibit two main  $\pi\pi^*$  absorption bands in contrast to a single one of MTA (Fig. 3b). Apart from the original  $\pi\pi^*$  absorption band of the unsubstituted branches, both of them exhibit a red-shifted  $\pi\pi^*$  absorption band, which differs in intensity and displacement. The red-shifted  $\pi\pi^*$  absorption bands at  $\sim 314$  nm for 4'-SH-MTA and at  $\sim 335$  nm for 2',4',6'-tri-CN-MTA compared to the original  $\pi\pi^*$  absorption band ( $\sim 295$  nm), allow in principle for selective excitation of these AB branches.

To further extend this concept, 2',4',6'-tri-CN and 4'-SH substitution have been combined in the double-branch



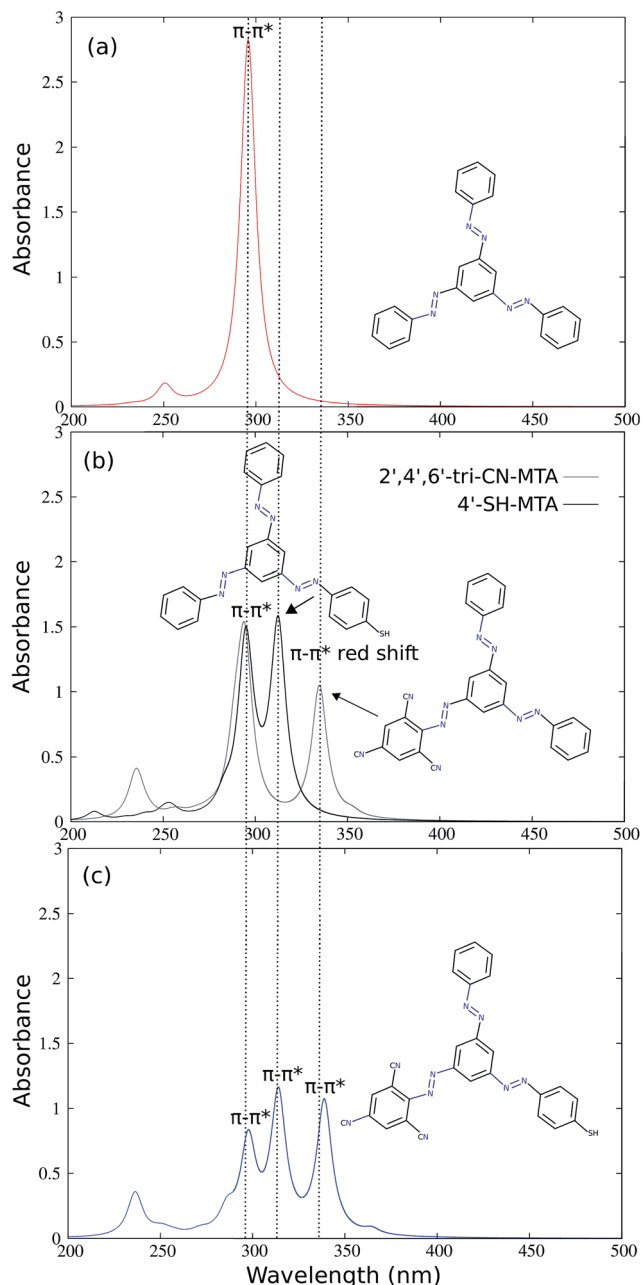


Fig. 3 Comparison of the simulated absorption spectra of unsubstituted MTA (a), single-branch substituted 4'-SH-MTA and 2',4',6'-tri-CN-MTA (b) and double branch-substituted 2',4',6'-tri-CN-4'-SH-MTA (c). TD-DFT/BHLYP with the 6-31G\* basis set has been used employed for vertical excitation energy calculations in the gas phase. The spectra are convoluted with Lorentzian function with full-width at half-maximum (FWHM) of 10 nm.

substituted (2',4',6'-tri-CN-4'-SH)-MTA derivative, which possesses now three different AB branches. Its simulated absorption spectrum (Fig. 3 (c)) shows three distinct  $\pi\pi^*$  absorption bands which are spectrally well separated at 290, 315 and 335 nm, corresponding to the unsubstituted, the 4'-SH and the 2',4',6'-tri-CN substituted AB branches. Comparison with the simulated absorption spectrum of MTA and 2',4',6'-tri-CN-MTA and 4'-SH-MTA reveals that the peaks are not energetically

shifted, only the intensity of the unsubstituted AB branch is reduced to half and the corresponding peak of the substituted branch is added. The absorption spectrum of double-substituted (2',4',6'-tri-CN-4'-SH)-MTA is thus the sum of the intensities of three  $\pi\pi^*$  absorption bands of three uncoupled AB branches.

In analogy to the single-branch substituted derivatives, the three different branches of 2',4',6'-tri-CN-4'-SH-MTA can in principle be excited selectively, and since the coupling between the AB branches is obviously very small, it is suggestive that the AB branches can be photoswitched individually.

Computed detachment and attachment densities plots of the first ten excited states of (2',4',6'-tri-CN-4'-SH)-MTA supports the individuality of the AB branches, because the excited states decisive for photoswitching are located at the individual branches (Fig. 4). The detachment density is that part of the density which is removed upon excitation and re-arranged as attachment density. An analysis of all plots reveals the 1st-3rd excited states to correspond to the typical  $n\pi^*$  states each localized at one AB branch. The 4th-7th excited states are characterized as  $\pi\pi^*$  states localized at three N=N double bonds of the AB branches. Due to the different substitution of the AB branches, we observe also charge transfer states, e.g.  $S_4$  in (2',4',6'-tri-CN-4'-SH)-MTA, with little oscillator strengths which start to interfere with the localized  $\pi\pi^*$  states.

To investigate whether excitation into the individual optically bright  $\pi\pi^*$  states of the three AB branches can lead to individual photoswitching, relaxed scans of the potential energy surfaces along the individual switching coordinates have been computed. In other words, the excited state geometry of the corresponding  $\pi\pi^*$  state has been optimized starting at the ground-state equilibrium geometry, and then the  $E \rightarrow Z$  isomerization has been studied along the CNNC dihedral angle coordinate. We started in the  $S_5$ ,  $S_6$  or  $S_7$  state for the isomerization of the 2',4',6'-tri-CN, the 4'-SH and the unsubstituted AB branches, respectively. As a representative example, the isomerization of the unsubstituted AB branch starting in  $S_7$ , which is the most complicated case, is described in detail here.

Fig. 5 displays the relaxation pathway of the locally excited unsubstituted AB branch of (*E,E,E*)-(2',4',6'-tri-CN-4'-SH)-MTA starting in  $S_7$  and leading barrierless *via*  $E \rightarrow Z$  isomerization to the corresponding (*E,E,Z*) conformer, in which the unsubstituted branch is now photoisomerized. Initially the geometrical structure of  $S_7$  state has been freely optimized (Fig. 5(b)), during which the  $S_7$  state crosses  $S_6$ - $S_2$  and decays non-radiatively into the second lowest excited state, which corresponds to the  $n\pi^*$  state of the unsubstituted AB branch. The excited state population does not decay into the other states located on the other branches, since the coupling between them is negligible, as revealed previously by the computed spectra. The structural distortions along this pathway are small while-(2',4',6'-tri-CN-4'-SH)-MTA stays essentially planar. The CNNC dihedral angle of the unsubstituted branch varies only slightly (Fig. 5(a)) along this initial relaxation. Once excited-(2',4',6'-tri-CN-4'-SH)-MTA molecules arrive in the  $n\pi^*$  state of the unsubstituted AB branch, barrierless  $E \rightarrow Z$  isomerization of this branch *via* CNNC rotation is possible in analogy to the parent azobenzene molecule, as is revealed by the



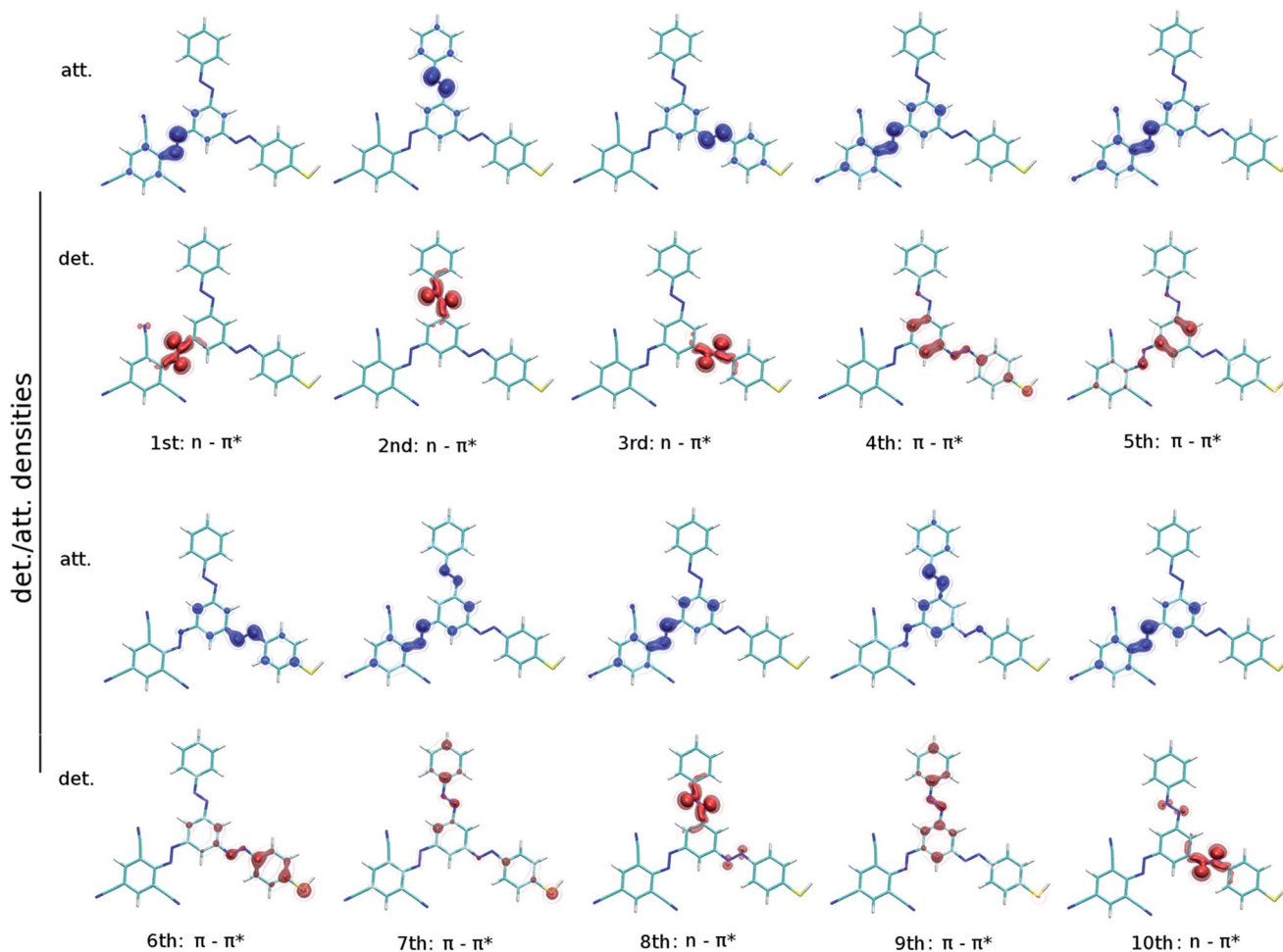


**Table 1** Comparison of the vertical excitation energies of the first eight low-lying excited states of MTA, 4'-SH-MTA, 2',4',6'-tri-CN-MTA and (2',4',6'-tri-CN-4''-SH)-MTA at the TD-DFT/BHHLYP level with the 6-31G\* basis set. The values are given in eV, oscillator strength in parenthesis

State	MTA	4'-SH-MTA	2',4',6'-tri-CN-MTA	2',4',6'-tri-CN-4''-SH-MTA
S <sub>1</sub>	2.92 (0.00)	2.92 (0.00)	2.63 (0.00)	2.63 (0.00)
S <sub>2</sub>	2.93 (0.00)	2.93 (0.00)	2.92 (0.00)	2.92 (0.00)
S <sub>3</sub>	2.93 (0.00)	2.95 (0.00)	2.93 (0.00)	2.95 (0.00)
S <sub>4</sub>	4.15 (0.00)	<b>3.95 (1.47)</b>	3.52 (0.04)	3.40 (0.04)
S <sub>5</sub>	<b>4.19 (1.41)</b>	4.11 (0.04)	<b>3.70 (1.02)</b>	<b>3.66 (1.02)</b>
S <sub>6</sub>	<b>4.19 (1.41)</b>	<b>4.19 (1.35)</b>	<b>4.21 (1.30)</b>	<b>3.95 (1.06)</b>
S <sub>7</sub>	4.40 (0.00)	4.36 (0.12)	4.29 (0.43)	<b>4.16 (0.70)</b>
S <sub>8</sub>	4.93 (0.00)	4.85 (0.03)	4.29 (0.00)	4.30 (0.00)

corresponding relaxed potential energy surface scan (Fig. 5c). Hence, the computed potential energy curves suggest that excitation into the S<sub>7</sub> ( $\pi\pi^*$ ) state at the unsubstituted AB branch will eventually lead to  $E \rightarrow Z$  isomerization of that particular AB branch. Similar curves are found for excitation of the  $\pi\pi^*$  states located at the SH-substituted (S<sub>6</sub>) and the 2',4',6'-tri-CN substituted (S<sub>5</sub>) branches (ESI<sup>†</sup>). Hence, our calculations suggest that indeed individual photoswitching of the different AB branches is in principle possible, when the AB branches are individually excited.

A remaining question to discuss is the quantum yield of photoswitching of the individual AB branches. In principle, every crossing encountered during the initial relaxation process corresponds to a potential loss channel, because the excited molecules could switch to another excited state. However, the states crossed are located at the other branches, *i.e.* spatially separated, and hence a non-radiative decay into these states would correspond to an energy transfer from one branch to another. The efficiency of energy transfer on the other hand depends on the coupling strength between the electronic states



**Fig. 4** Detachment (red) and attachment (blue) densities for the energetically lowest ten excited singlet states S<sub>1</sub> to S<sub>10</sub> of (2',4',6'-tri-CN-4''-SH)-MTA at the BHHLYP/6-31G\* level of theory.



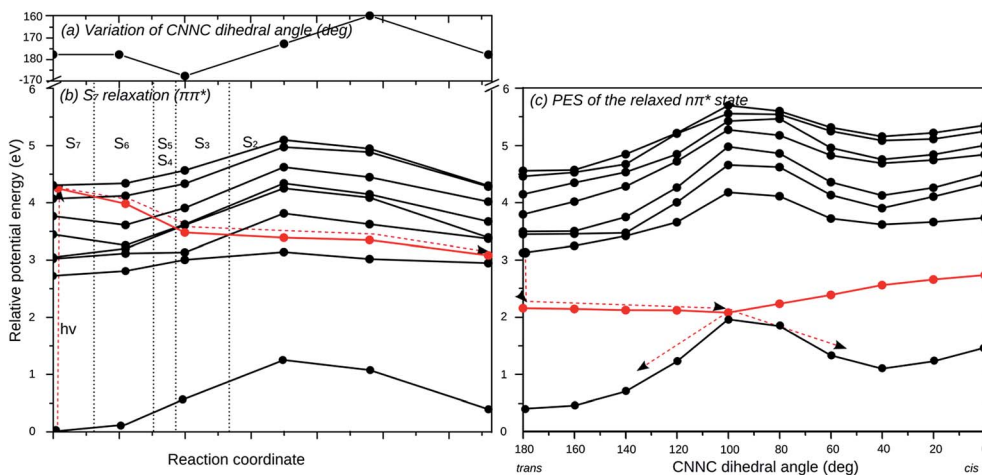


Fig. 5 Relaxed scans of the potential energy surfaces along the isomerization pathway of the unsubstituted AB branch of (2',4',6'-tri-CN-4''-SH)-MTA. (a) Variation of CNNC dihedral angle (deg) along the unconstrained relaxation of  $S_7$  starting at the ground state equilibrium geometry. (b) Potential energy curves along the unconstrained relaxation of  $S_7$ , the  $\pi\pi^*$  excited state of the unsubstituted AB branch, to decay non-radiatively into  $S_2$ , the  $n\pi^*$  state of the unsubstituted AB branch. (c) Potential energy surface scan of the relaxed  $n\pi^*$  excited state of the unsubstituted AB branch along the CNNC dihedral angle. The red line corresponds to the state, which is optimized, and the vertical dotted lines in (b) separate the regions where the optimized state is  $S_7$ ,  $S_6$ , etc. down to  $S_2$ .

located at the different AB branches, and this is negligible, as we have demonstrated above. Therefore, energy transfer can be expected to be slow, at least much slower than the well-known ultra-fast  $E \rightarrow Z$  isomerization of azobenzene, which occurs in about 200 fs. In summary, we expect the quantum yields of switching the individual AB branches in MTAs to be similar to the ones of the corresponding isolated ABs.

## 5. Summary and outlook

In summary, we have successfully designed a multi-photochromic compound *in silico* based on a meta-connectivity principle applied to multi-azobenzenes. The smallest trisazobenzene consists of three azobenzene (AB) branches, which share the central phenyl ring. We have shown the low-lying excited electronic states of the three AB branches to be electronically decoupled despite of the large spatial overlap. It is highly astonishing that four phenyl rings are sufficient to build a photoswitch that exhibits the properties of three independent azobenzene molecules.

(2,4,6-CN;4-SH)-*meta*-trisazobenzene served as representative example and proof-of-principle for a triple photoswitch, in which all AB-branches can be, in principle, selectively excited because the individual  $\pi\pi^*$  bands are energetically well separated. In addition, computation of the isomerization pathways of individually excited AB branches demonstrated selective excitation to lead to selective photoswitching.

We believe the meta-connectivity principle to be generally applicable for the construction of multi-photoswitchable systems, as it leads to maximally uncoupled individual subsystems retaining their individual photochemistry. A general limitation of course are the timescales of photoswitching compared to other non-radiative and radiative decay channels. In particular, excitation energy transfer from one subunit to

another can significantly interfere. However, as long as the switching process is fast enough, the other deactivation pathways do not play a relevant role.

While in this work static quantum chemical calculations are sufficient to demonstrate the concept of meta-connectivity and the computational design of a first triple-photoswitch based on azobenzene, in general nuclear quantum dynamics are required to study the efficiency of photoswitching and to determine timescales and relevant loss channels. In the future we plan to synthesize and spectroscopically investigate the suggested *meta*-trisazobenzene derivatives in analogy to previous works.<sup>49–51</sup> This work indeed paves the way for future development of selectively photoswitchable control systems being used in advanced materials and nano-electronic devices.

## Conflicts of interest

There are no conflicts to declare.

## Acknowledgements

The authors acknowledge the China Scholarship Council for the financial support of Yang's CSC Ph.D fellowship and the HGS MathComp (GSC 220) and acknowledge funding by the DFG (WA 1850/4-2).

## References

- 1 H. Rau, in *Photochromism: Molecular and Systems*, ed. H. Durr and H. Bouas-Lauran, Elsevier, Amsterdam, 1990, pp. 165–192.
- 2 D. Bléger, Z. Yu and S. Hecht, Toward optomechanics: Maximizing the photodeformation of individual molecules, *Chem. Commun.*, 2011, 47, 12260–12266.



- 3 B. H. M. Dhammika and S. C. Burdette, Photoisomerization in different classes of azobenzene, *Chem. Soc. Rev.*, 2012, **41**, 1809–1825.
- 4 W. Feng, W. Luo and Y. Feng, Photo-responsive carbon nanomaterials functionalized by azobenzene moieties: structures, properties and application, *Nanoscale*, 2012, **4**, 6118–6134.
- 5 A. A. Beharry and G. A. Woolley, Azobenzene photoswitches for biomolecules, *Chem. Soc. Rev.*, 2011, **40**, 4422–4437.
- 6 S. Spörlein, H. Carstens, H. Satzger, C. Renner, R. Behrendt, L. Moroder, P. Tavan, W. Zinth and J. Wachtveitl, Ultrafast spectroscopy reveals sub-nanosecond peptide conformational dynamics and validates molecular dynamics simulation, *Proc. Natl. Acad. Sci. U. S. A.*, 2002, **99**, 7998–8002.
- 7 J. Bredenbeck, J. Helbing, A. Sieg, T. Schrader, W. Zinth, J. Wachtveitl, C. Renner, R. Behrendt, L. Moroder and P. Hamm, Picosecond conformational transition and equilibrium of a cyclic peptide, *Proc. Natl. Acad. Sci. U. S. A.*, 2003, **100**, 6452–6457.
- 8 S. Monti, G. Orlandi and P. Palmieri, Features of the photochemically active state surfaces of azobenzene, *Chem. Phys.*, 1982, **71**, 87–99.
- 9 T. Fujino, S. Y. Arzhantsev and T. Tahar, Femtosecond Time-Resolved Fluorescence Study of Photoisomerization of *trans*-Azobenzene, *J. Phys. Chem. A*, 2001, **105**, 8123–8129.
- 10 T. Nägele, R. Hoche, W. Zinth and J. Wachtveitl, Femtosecond photoisomerization of *cis*-azobenzene, *Chem. Phys. Lett.*, 1997, **252**, 489–495.
- 11 E. W. A. Diau, New *Trans*-to-*Cis* Photoisomerization Mechanism of Azobenzene on the S1( $n, \pi^*$ ) Surface, *J. Phys. Chem. A*, 2004, **108**, 950–956.
- 12 C. R. Crecca and A. E. Roitberg, Theoretical Study of the Isomerization Mechanism of Azobenzene and Disubstituted Azobenzene Derivatives, *J. Phys. Chem. A*, 2006, **110**, 8188–8193.
- 13 E. Kazuma, M. Han, J. Jung, J. Oh, T. Seki and Y. Kim, Elucidation of Isomerization Pathways of a Single Azobenzene Derivative Using an STM, *J. Phys. Chem. Lett.*, 2015, **6**(21), 4239–4243.
- 14 J. Bahrenburg, C. M. Sievers, J. B. Schönborn, B. Hartke, F. Renth, F. Temps, C. Näther, D. Frank, F. D. Sönnichsen and J. Bahrenburg, Photochemical properties of multi-azobenzene compounds, *Photochem. Photobiol. Sci.*, 2013, **12**, 511–518.
- 15 J. Vapaavuori, A. Goulet-Hanssens, I. T. S. Heikkinen, C. J. Barrett and A. Priimagi, Are Two Azo Groups Better than One? Investigating the Photoresponse of Polymer-Bisazobenzene Complexes, *Chem. Mater.*, 2014, **26**(17), 5089.
- 16 F. Zhao, L. Grubert, S. Hecht and D. Blegler, Orthogonal switching in four-state azobenzene mixed-dimers, *Chem. Commun.*, 2017, **53**, 3323–3326.
- 17 A. Fihey, A. Perrier, W. R. Browne and D. Jacquemin, Multiphotochromic molecular systems, *Chem. Soc. Rev.*, 2015, **44**(11), 3719–3759.
- 18 S. Bellotto, R. Reuter, C. Heinis and H. A. Wegner, Synthesis and Photochemical Properties of Oligo-*ortho*-azobenzenes, *J. Org. Chem.*, 2011, **76**(23), 9826–9834.
- 19 D. Bléger, J. Dokic, M. V. Peters, L. Grubert, P. Saalfrank and S. Hecht, Electronic Decoupling Approach to Quantitative Photoswitching in Linear Multiazobenzene Architectures, *J. Phys. Chem. B*, 2011, **115**, 9930–9940.
- 20 G. Floß and P. Saalfrank, The Photoinduced  $E \rightarrow Z$  Isomerization of Bisazobenzenes: A Surface Hopping Molecular Dynamics Study, *J. Phys. Chem. A*, 2015, **119**, 5026–5037.
- 21 C. Slavov, C. Yang, L. Schweighauser, C. Boumrifak, A. Dreuw, H. A. Wegner and J. Wachtveitl, Connectivity matters -ultrafast isomerization dynamics of bisazobenzene photoswitches, *Phys. Chem. Chem. Phys.*, 2016, **18**, 14795–14804.
- 22 F. Cisnetti, R. Ballardini, A. Credi, M. T. Gandolfi, S. Masiero, F. Negri, S. Pieraccini and G. P. Spada, Photochemical and Electronic Properties of Conjugated Bis(azo) Compounds: An Experimental and Computational Study, *Chem.–Eur. J.*, 2004, **10**, 2011–2021.
- 23 J. Robertus, S. F. Reker, T. C. Pijper, A. Deuzeman, W. R. Browne and B. L. Feringa, Kinetic analysis of the thermal isomerisation pathways in an asymmetric double azobenzene switch, *Phys. Chem. Chem. Phys.*, 2012, **14**, 4374–4382.
- 24 R. Reuter and H. A. Wegner, Synthesis and isomerization studies of cyclotrisazobiphenyl, *Chem.–Eur. J.*, 2011, **17**, 2987–2995.
- 25 R. Reuter and H. A. Wegner, A Chiral Cyclotrisazobiphenyl: Synthesis and Photochemical Properties, *Org. Lett.*, 2011, **13**, 5908–5911.
- 26 C. Slavov, C. Yang, L. Schweighauser, H. A. Wegner, A. Dreuw and J. Wachtveitl, Ultrafast excited-state deactivation dynamics of cyclotriazobenzene—a novel type of UV-B absorber, *ChemPhysChem*, 2017, **18**, 2137.
- 27 T. G. Gopakumar, T. Davran-Candan, J. Bahrenburg, R. J. Maurer, F. Temps, K. Reuter and R. Berndt, Broken Symmetry of an Adsorbed Molecular Switch Determined by Scanning Tunneling Spectroscopy, *Angew. Chem., Int. Ed.*, 2013, **52**, 11007–11010.
- 28 K. Scheil, T. G. Gopakumar, J. Bahrenburg, F. Temps, R. J. Maurer, K. Reuter and R. Berndt, Switching of an Azobenzene-Tripod Molecule on Ag(111), *J. Phys. Chem. Lett.*, 2016, **7**, 2080–2084.
- 29 E. Titov, G. Granucci, J. P. Götze, M. Persico and P. Saalfrank, Dynamics of Azobenzene Dimer Photoisomerization: Electronic and Steric Effects, *J. Phys. Chem. Lett.*, 2016, **7**, 3591–3596.
- 30 Y. Lim, S. Choi, K. B. Park and C. Cho, Synthesis of Novel 1,3,5-Tris(arylazo)benzenes via Pd-Catalyzed Couplings and Cu(I)-Mediated Direct Oxidations, *J. Org. Chem.*, 2004, **69**, 2603–2606.
- 31 M. Müri, K. C. Schuermann, L. De Cola and M. Mayor, Shape-Switchable Azo-Macrocycles, *Eur. J. Org. Chem.*, 2009, 2562–2575.
- 32 Á. Moneo, G. C. Justino, M. F. N. N. Carvalho, M. C. Oliveira, A. M. M. Antunes, D. Bléger, S. Hecht and J. P. Telo, Electronic Communication in Linear Oligo(azobenzene) Radical Anions, *J. Phys. Chem. A*, 2013, **117**, 14056–14064.



- 33 O. A. Blackburn, B. J. Coe and M. Helliwell, Tetrapalladium(II) Bisazobenzene and Azoazoxybenzene Complexes: Syntheses, Electronic Structures, and Optical Properties, *Organometallics*, 2011, **30**, 4910–4923.
- 34 A. Fihey, A. Perriera, W. R. Browne and D. Jacquemin, Multiphotochromic molecular systems, *Chem. Soc. Rev.*, 2015, **44**, 3719–3759.
- 35 F. Zhao, L. Grubert, S. Hecht and D. Bléger, Orthogonal switching in four-state azobenzene mixed-dimers, *Chem. Commun.*, 2017, **53**, 3323–3326.
- 36 M. M. Lerch, M. J. Hansen, W. A. Velema, W. Szymanski and B. L. Feringa, Orthogonal photoswitching in a multifunctional molecular system, *Nat. Commun.*, 2016, **7**, 12054.
- 37 F. Zhao, L. Grubert, S. Hecht and D. Bleger, Orthogonal switching in four-state azobenzene mixed-dimers, *Chem. Commun.*, 2017, **53**, 3323–3326.
- 38 Y.-W. Choi, Y.-K. Lim, S. U. Lee, C.-G. Cho, Y. Lee and D. Sohn, Thermal cis–trans isomerization of triazobenzene, *Curr. Appl. Phys.*, 2007, **7**, 513–516.
- 39 E. Runge and E. K. U. Gross, Density-Functional Theory for Time-Dependent Systems, *Phys. Rev. Lett.*, 1984, **52**, 997–1000.
- 40 M. E. Casida *Recent Advances in Density Functional Methods*, World Scientific, 1995.
- 41 A. Dreuw and M. Head-Gordon, Single-Reference ab Initio Methods for the Calculation of Excited States of Large Molecules, *Chem. Rev.*, 2005, **105**, 4009–4037.
- 42 A. D. Becke, Density-Functional Thermochemistry. III. The Role of Exact Exchange, *J. Chem. Phys.*, 1993, **98**, 1372–1377.
- 43 W. J. Hehre, R. Ditchfield and J. A. Pople, Self-Consistent Molecular Orbital Methods. XII. Further Extensions of Gaussian-Type Basis Sets for Use in Molecular Orbital Studies of Organic Molecules, *J. Chem. Phys.*, 1972, **56**, 2257–2261.
- 44 J. Liu and W. Liang, Analytical approach for the excited-state Hessian in time-dependent density functional theory: formalism, implementation, and performance, *J. Chem. Phys.*, 2011, **135**, 184111.
- 45 J. Liu and W. Liang, Analytical Hessian of electronic excited states in time-dependent density functional theory with Tamm-Dancoff approximation, *J. Chem. Phys.*, 2011, **135**, 014113.
- 46 J. Liu and W. Liang, Analytical second derivatives of excited-state energy within the time-dependent density functional theory coupled with a conductor-like polarizable continuum model, *J. Chem. Phys.*, 2013, **138**, 024101.
- 47 Y. Shao, *et al.*, Advances in molecular quantum chemistry contained in the Q-Chem 4 program package, *Mol. Phys.*, 2015, **113**, 184–215.
- 48 F. Neese, The ORCA Program System, *Wiley Interdiscip. Rev.: Comput. Mol. Sci.*, 2012, **2**, 73–78.
- 49 Y.-K. Lim, S. Choi, K. B. Park and C.-G. Cho, *J. Org. Chem.*, 2004, **69**, 2603–2606.
- 50 S. Bellotto, R. Reuter, C. Heinis and H. A. Wegner, *J. Org. Chem.*, 2011, **76**, 9826–9834.
- 51 R. Reuter and H. A. Wegner, *Beilstein J. Org. Chem.*, 2012, **8**, 877–883, DOI: 10.3762/bjoc.8.99.

