

REVIEW

[View Article Online](#)
[View Journal](#) | [View Issue](#)


Cite this: *Inorg. Chem. Front.*, 2026, **13**, 817

Received 5th August 2025,
Accepted 18th October 2025

DOI: 10.1039/d5qi01569c

rsc.li/frontiers-inorganic

Mesoionic imines: strong N-donors, electronic ambivalence and applications in catalysis

Richard Rudolf^a and Biprajit Sarkar  *^{a,b}

Mesoionic imines (MIIs) based on a 1,2,3-triazole core have been popularized in the past ca. 5 years. In this review article we discuss the synthesis, coordination ability and the structural and spectroscopic properties of this fascinating class of electronically ambivalent compounds. Apart from this, we also discuss the utility of MIIs and their compounds in directed C–H activation reactions, and in the activation and conversion of small molecules such as alkynes and CO₂. Based on the current state of the art, we touch upon possible future developments of the chemistry of these classes of molecules.

Introduction

The first reports on the preparation¹ and isolation of carbenes in the form of N-heterocyclic carbenes (NHCs)² fundamentally reshaped the realm of organometallic chemistry. NHCs cemented themselves as powerful tools in synthetic chemistry but also adjacent scientific fields like material sciences. The history, properties and applications of NHCs have been extensively reviewed elsewhere.^{3–6} Being powerful and intriguing

compounds for various applications, finding suitable synthetic methods for tailoring the properties of NHCs by perturbation of the substitution pattern is a leading development in this field. Two concepts for substitution arguably stand out the most: replacement of the lone-pair with an organic moiety X or interchange of the imidazole-framework with other heterocyclic cores (Chart 1).

Besides the “classical” imidazol-2-ylidene, NHCs like pyrrolidin-2-ylidenes^{7–9} (commonly referred to as “CAACs”) with other heterocyclic backbones garnered a lot of attention as they allowed the introduction of other, different properties.¹⁰

A currently highly popular heterocycle in the realm of NHC-chemistry is the 1,2,3-triazole. By the Nobel-prize winning concept of CuAAC (copper-catalysed azide–alkyne cycloaddition

^aInstitut für Anorganische Chemie, Universität Stuttgart, Pfaffenwaldring 55, 70569 Stuttgart, Germany. E-mail: b.sarkar@fu-berlin.de

^bInstitut für Chemie und Biochemie, Anorganische Chemie, Freie Universität Berlin, Fabeckstraße 34-46, 14195 Berlin, Germany



Richard Rudolf

Richard Rudolf studied chemistry at the University of Stuttgart from 2015 to 2025 and graduated with a doctorate in 2025. First cornerstones for his interest in organometallic chemistry were laid during his bachelor's thesis on the redox-behaviour of 1,3,2-diazaphospholenes under the guidance of Prof. Dr Dietrich Gudat. Under the supervision of Prof. Dr Biprajit Sarkar, his doctoral research and preceding master's thesis

revolved around the synthesis and characterisation of 1,2,3-triazole based mesoionic imines and anionic mesoionic carbenes. As a postdoctoral researcher in the lab of Prof. Dr Anke Krüger, he is currently investigating the photophysical properties of functionalised nanodiamonds.



Biprajit Sarkar

Biprajit Sarkar is a W3 professor for inorganic coordination chemistry at the FU Berlin. Before this he was a W2 professor at the FU Berlin between 2012 and 2019 and a W3 professor at the University of Stuttgart between 2019 and 2024. His research interests are on molecular compounds based on mesoionic carbenes and mesoionic imines, porphyrinoid and quinoid systems, and in general redox-active ligands. Apart from synthesis,

his group is interested in functions such as magnetic and optical switching, electrocatalysis/redox-switchable catalysis, and photochemistry. Methods like electrochemistry, spectroelectrochemistry and EPR spectroscopy are heavily used by the group.





Chart 1 Overview on NHCs and derived compounds.

reaction)^{11–16} 1,2,3-triazoles are synthetically accessible with a large variety of substituents. Further quaternisation of the N3-position on 1,2,3-triazoles with electrophiles like alkyl-halides or bisaryliodonium salts generates the corresponding NHC after deprotonation. Bearing mesoionic characteristics, such 1,2,3-triazol-5-ylidenes are often referred to as mesoionic carbenes (MICs).^{17–19} Further information can be found in excellent reviews by Crowley *et al.*,²⁰ Sarkar *et al.*,^{21,22} Albrecht *et al.*^{23–26} and Bugarin *et al.*^{27,28} Formal replacement of the lone-pair on NHCs with an organic moiety X (X = NR, CR₂, PR, O, Se, ...) generates compounds with a highly polarised C–X bond. Such compounds can be described with a zwitterionic canonical structure, which reveals a large electron density at the fragment X. From that, it is no surprise that compounds of the form “NHC-X” are found to be versatile ligand systems and act as potent organocatalysts.^{29–34} One prominent representative of this class is the N-heterocyclic imine (X = NR, referred to as “NHI”, Chart 1). After fundamental work on NHIs by Kuhn in the 1990s,³⁵ NHIs found great application in the stabilisation of elusive main-group element fragments like radicals,^{36–39} nitrenes^{40,41} or heavier tetrylenes^{42–50} or as ligands in transition metal and actinide/lanthanide⁵¹ complexes. Excellent reviews on NHIs in this regard are available by Inoue and coworkers⁵² and by Tamm and coworkers.⁵³

Introduction of an exocyclic fragment X on MICs gives therefore interesting new opportunities. Recent publications on N-heterocyclic olefins of the type MIC-CR₂ (MIOs)^{54–60} and MIC-derived NHIs (MIC-NR)^{61–69} cement this statement. The corresponding NHIs with a MIC-core are referred to as mesoionic imines (or short as “MIIs”) as they also show mesoionic characteristics. After the first report on MIIs in 2020 by Ooi and coworkers,⁶⁹ the potential of MIIs as ligands^{63–65,66} and potent organocatalysts^{61,62} was uncovered. In this regard, we herein wish to provide a review and outlook on the work done on MIIs with a

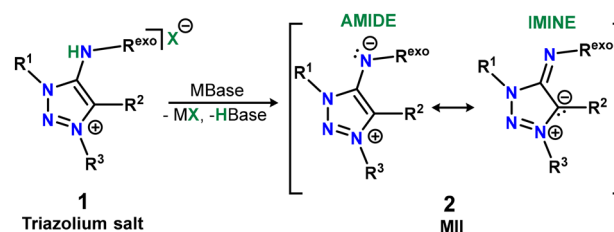
1,2,3-triazole core by us and others. Deprotonation of 5-amino-1,2,3-triazolium salts **1** is the general synthetic approach to MIIs **2** (Scheme 1), which is highly inspired by the parent compounds (NHCs, MICs, NHIs, ...). Therefore, we will start with an overview on the synthetic procedures currently established for such 5-amino-1,2,3-triazolium salts and then dive into the electronic structure, reactivity and application of MIIs as organocatalysts,^{61,62} fluorophores^{64,66,68,70} and as ligands.^{63–65,66,70}

As imiazol-4-ylidenes also bear mesoionic characteristics, the NHI with an imiazol-4-ylidene core can also be characterised as an MII. Work on such NHIs is also quite recent⁷¹ and a short overview on them will be given in the last chapter. In order to avoid misunderstandings, NHIs with imiazol-4-ylidene backbones will be called “aNHIs” in the following, while the term “MII” is reserved for NHIs with a 1,2,3-triazole-5-ylidene scaffold.

Discussion

Synthesis of MIIs

For the construction of 5-amino-1,2,3-triazolium salts two general methods were employed until now (Scheme 2): (A)



Scheme 1 General approach for the synthesis of MIIs **2** from triazolium salt **1**.





Scheme 2 Hitherto reported synthetic routes to 5-amino-1,2,3-triazolium salts. (A) Amine-functionalisation of 1,2,3-triazolium salts. (B) Construction of 5-amino-1,2,3-triazoles followed by quaternisation of N3.

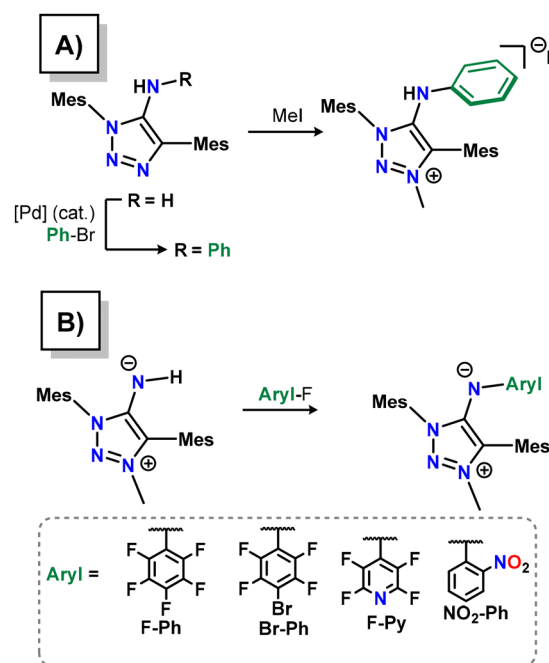
Synthesis of either 5-chloro or 5*H*-triazolium (further conversion to free MIC in that case) salts followed by amine-functionalisation of the 5-position.^{61,62,68} (B) Quaternisation of the N3-position of 5-amino-1,2,3-triazoles by methylation or coordination of monocationic metal-fragments.^{63–65,66,69,70}

According to the reports by Haraguchi *et al.*, 5-chloro-triazolium salts can be aminated with primary or secondary amines under the presence of a fluoride source.⁶¹ Follow-up work highlighted the large scope of triazolium salts and amines, which could be coupled by this methods.⁶² Among the amines, either aromatic, benzylic or aliphatic amines were tolerated. Even sterically congested amines like *tert*-butylamine or pyrrolidine were successfully employed as the coupling reagent. This method also tolerates quite a scope of functional groups, like alkynes, alkenes, amines or alcohols without the need of prior protection. Yan *et al.* reported on a *Staudinger*-type reaction of a “free” MIC with trimethylsilyl azide followed by hydrolysis under methanolic conditions. This method generates MIIs with a proton bound to the exocyclic N-position.⁶⁸ Being strong nucleophiles, Yan *et al.* reported in the same work that the corresponding Me-substituted MII is accessible by reaction of the H-substituted MII with MeI. Until now, both methods have been reported for triply arylated triazolium salts.

The second method revolves around the construction of 5-amino-triazoles, which are then converted to the corres-

ponding triazolium salts *via* quaternisation of the N3-position of the heterocycle. The group of Ooi generated a triazole by reaction of a phthalimide substituted alkyne with phenylazide under “classical” CuAAC-conditions.⁶⁹ The free amine can then be liberated by deprotection of the thus formed phthalimide protected 1,2,3-triazole by reaction with hydrazine hydrate. Subsequent methylation afforded the desired 5-amino-triazolium salt. Sarkar *et al.* constructed several, differently substituted 5-amino-triazoles by a base-mediated cycloaddition reaction between aromatic azides and aryl-substituted acetonitrile derivatives.^{63–65,66,70} Subsequent methylation or coordination with cationic metal-fragments (such as $[\text{MCp}^*\text{Cl}]^+$ with $\text{M} = \text{Rh, Ir}$)⁶⁴ yielded like in the case of Ooi *et al.* the desired triazolium salts.

The prior construction of 5-amino-triazoles gave some peculiar advantages compared to the methods reported by Haraguchi *et al.* and Yan *et al.* Quite a variety of arylated substituents were employed as the R¹- or R²-residues by Sarkar *et al.* Until now, quaternisation of the N3-position of 5-amino-triazoles by a substituent R³ was only reported with methylating agents or by coordination of a monocationic metal-fragment to the N–N chelating pocket provided by the pyridyl-substituted 5-amino-triazole (R² = Pyridyl).⁶⁴ In a work of Sarkar and co-workers, methods of R^{exo}-substitution were further investigated (Scheme 3).⁷⁰ By —Buchwald–Hartwig amination of 5-amino-triazoles⁷² a phenyl-substituent could be introduced as R^{exo} (Scheme 3A). The free N_{exo}–H MIIs were also found to be quite active reagents for C–F activation of electron-poor fluoro-arenes, which yielded the corresponding R^{exo}-substituted congeners as isolable compounds (Scheme 3A).⁷⁰



Scheme 3 Possible methods for substitution of R^{exo} of MIIs. (A) Pre-functionalisation of 5-amino-1,2,3-triazoles by Buchwald–Hartwig amination. (B) C–F activation with electronpoor arylfluorides.⁷¹



Spectroscopic and structural analysis of MIIs

The C1–N4 bond length can be probed to analyse the bonding situation in MIIs. With a mean bond distance of around 1.30 Å, the C1–N4 bond in “primary” MIIs with a proton bound to the exocyclic N-atom are best characterised with significant double bond character thus justifying naming them “imines” (Scheme 1, description of 2 as imine).^{63–65,66,68} This is also reflected in the corresponding C1–N4 stretching frequency obtained by IR-spectroscopy. With a frequency $>1700\text{ cm}^{-1}$ such compounds are in the range of reported, “classical” imines. Electron-withdrawing moieties like fluorinated arenes⁷⁰ or benzoyl-substituents⁶⁹ bound to the exocyclic N-atom elongate the C1–N4 bond to up to 1.35 Å (Fig. 1). This can be rationalised by delocalisation of electron-density from the triazole-cycle onto the fluorinated substituent. A *p*-quinone type resonance delivers therefore a significant contribution to the structure. Thus, in such cases the C1–N4 bond is best characterised as a highly polarised single bond (Scheme 1, description of 2 as amide).^{69,70}

In the bis-phenyl substituted derivative 2a we observed intramolecular H-bonding interactions between *ortho*-protons of the Ph-substituents and the exocyclic nitrogen-atom N4 in

solid state by XRD structural analysis on single-crystals (Fig. 1).⁶³ More precise bonding analysis showed that the strength of these contacts differ tremendously: the much shorter contact formed by the *o*-protons of the N1-substituted Ph-moiety (2.31(2) Å) suggest a stronger H-bond compared to the respective contact of the *o*-proton of the Ph-substituent on C2 (2.91(1) Å). NMR-spectroscopy (¹H) confirmed that such interactions are also present in solution as the resonance of the involved protons is significantly down-field shifted.^{63,65,66} QTAIM-analysis also suggests a critical bonding point between the aforementioned protons and N4 although it's supposedly relatively weak.⁶⁵ The corresponding C–H bond is therefore quite activated and can be reacted with appropriate substrates. Such a reactivity is discussed in a later chapter.

In most cases, free MIIs show intense yellow to red colour as solids and in solution (Fig. 1). According to (TD-)DFT calculations (Fig. 1), the intense colours of the compound is the result of HOMO → LUMO transitions in the visible region of the electromagnetic spectrum.^{65,70} The HOMO is predominantly localised on the Nexo-atom (non-bonding $n(N_{\text{exo}})$ -orbital) while the LUMO consists of an anti-bonding π^* -orbital on the triazole-backbone. After excitation of this main HOMO → LUMO transition, MIIs with $R^{\text{exo}} = \text{H}$ were shown to emit yellow to green light with a quantum yield up to 50%.⁶⁸ The authors of this work state, that this property is highly dependent on the degree of conjugation present in the system. As the work of MIIs is still in its infancy, possible photo-physical application of MIIs represent therefore an interesting opportunity.

The HOMO/LUMO-energy levels are heavily dependent on the substituent bound to the exocyclic N-atom⁷⁰ and on the flanking substituent on the triazole-frame.^{64,65} Electron-withdrawing Nexo-substituents like fluorinated arenes stabilise the HOMO-energy level by partial delocalisation of the HOMO onto the *exo*-substituent. Likewise, the LUMO-energy is lowered by this effect. This is especially apparent in the MII with the π -acidic (*ortho*-nitro)phenyl-substituent.⁷⁰ In this case, the LUMO is mostly localised on the aryl-substituent, which results in a considerably smaller HOMO–LUMO energy-gap. The corresponding MII therefore has an intense red colour.⁷⁰

The flanking substituents bound to the triazole-scaffold on the other hand have no effect on the HOMO-energy level but tremendously influences the LUMO-energy level (Fig. 1).⁶⁴ Substituents with a proton bound to the *o*-position, engage in intramolecular contacts between that *o*-proton with the exocyclic N-atom. This interaction was observed not only in solid state but also in solution. AIM-calculation gave further evidence for such an interaction.⁶⁵ This interaction induces parallelisation of the said substituent with the triazole-cycle, which in turn increases the conjugation of the system. The result is a lowered LUMO-energy level. The extent of the LUMO stabilisation is highly dependent on the substituent in question. Coordination of an IrCp*Cl-fragment to the N–N chelating pocket of the pyridyl-amino-triazole has a tremendous effect compared to a phenyl-substituent as in the foremost case the LUMO is partially delocalised on the Ir-fragment.⁶⁴ The corres-

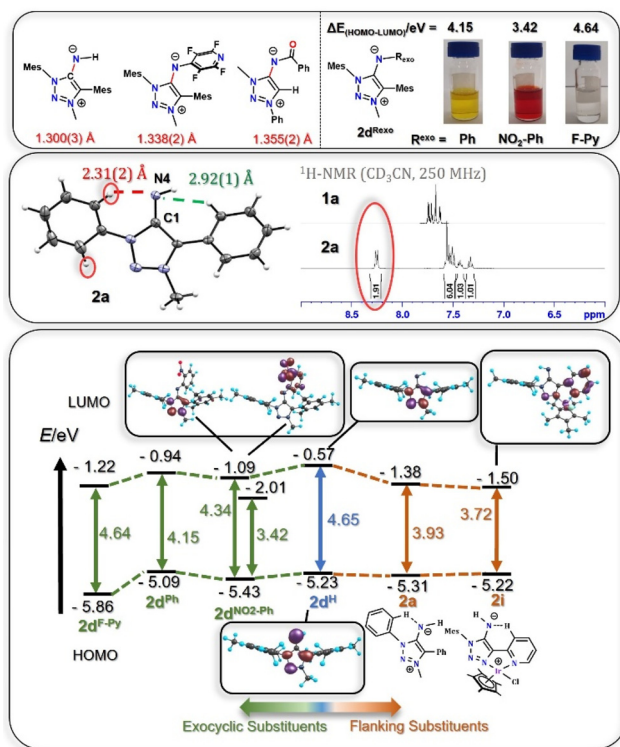


Fig. 1 Top: C1–N4 bond lengths and the colours of MIIs with different R^{exo} substituents. Middle: Intramolecular H-bonds are highlighted in solid state and in solution. Bottom: MO-diagram with the frontier orbitals (HOMO, LUMO and LUMO+1) and the corresponding energy levels for differently substituted MIIs. The localised Kohn–Sham orbitals are displayed only for selected compounds to remain clarity of the figure. Level-of-theory: PBE0/def2-TZVP/SARC-ZORA-TZVP(Ir)/CPCM (CH_2Cl_2).^{84–87}



ponding metallo-MII has a highly nucleophilic site (N_{exo}) as well as a highly electrophilic site (IrCp^*Cl).

Further substitution of the IrCp^*Cl with an RhCp^*Cl fragment shows how this pronounced electrophilicity did not allow for isolation of the compound as such compounds presumably undergo intermolecular reactions owing to their highly ambiphilic nature.⁶⁴

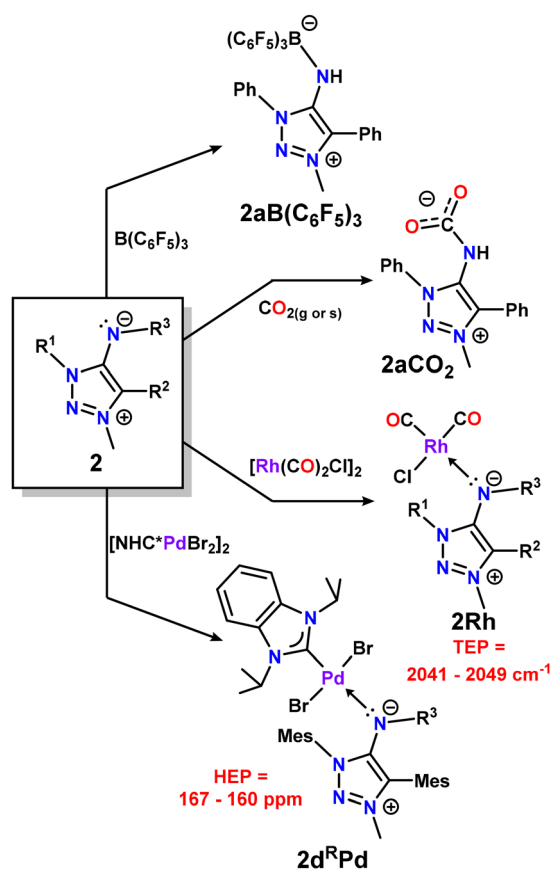
Reactivity of MIIs

Reaction with “simple” Lewis-acids. Being latent amides, MIIs readily react with Lewis-acids LAs under the formation of the corresponding MII-LA adducts (**2LA**, Scheme 4). Besides main-group element electrophiles like MeI ,^{68,70} fluoroarenes,^{64,70} boranes⁶³ or CO_2 -gas⁶³ also “simple” transition metal fragments were coordinated to MIIs. Such reactions were investigated in detail by Sarkar and coworkers. The reaction of MIIs with either a $\text{Rh}(\text{CO})_2\text{Cl}$ - or $\text{NHC}^*\text{-PdBr}_2$ -fragment afforded isolable complexes (**2Rh/2Pd**), which could be characterised spectroscopically and structurally.^{63,64,66,70} The resulting complexes served as probes for the determination of the donor-properties by the established Tolman/Huynh-electronic parameter ($\text{TEP}^{73}/\text{HEP}^{74-76}$).⁷⁷ In conjugation with theoretically calculated methyl-cation-affinities (MCAs) the data pub-

lished by Sarkar and co-workers⁷⁰ not only represents the first thorough study on the donor-properties of NHI, it also provides more insight into the high-electron donating nature of MIIs. The TEP of MIIs are in the range of other latent amides like pyridylidene-amides⁷⁸⁻⁸¹ and cyclopropenyl-carbeneimines.⁸² As discussed in the previous chapter, electron-withdrawing substituents will increase the TEP value as the donating ability is likewise decreased while the HEP value decreases accordingly. The calculated MCAs also reflect this trend.

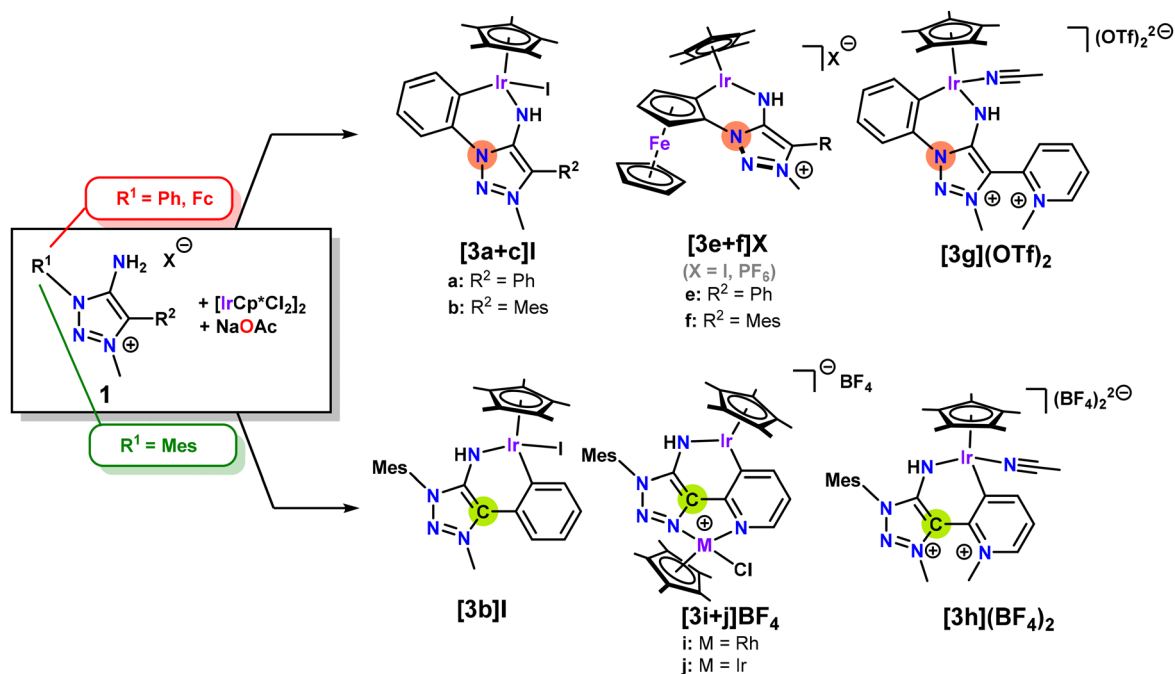
C–H activation reactions with Ir-precursors and correlations between crystallographic and NMR data. The intramolecular H-contacts as discussed in more detail in an earlier chapter were also found to have strong implication for the reactivity of MIIs towards substrates, which are active in C–H activation reactions. Reaction of any MII bearing a C–H acidic flanking substituent with either $[\text{Ir}(\text{COD})\text{Cl}]_2$ or $[\text{IrCp}^*\text{Cl}_2]_2$ resulted in the immediate C–H activation and cyclometalation of the MII-ligand with the corresponding Ir-containing substrate.⁶⁵ According to thorough spectroscopic and structural investigation, the MII acts as a C–N chelating ligand under the formal depletion of one equivalent of HCl. As MIIs are strong bases, residual MII is protonated by the formed HCl in solution which results in a 1 : 1-mixture of cyclometalated complex **3** and triazolium chloride salt **2**. This direct metalation method did not allow for isolation of the complexes as the Ir-complexes were not separable from the triazolium salt. Sarkar and co-worker therefore reacted the triazolium salt as a proligand under basic conditions with $[\text{IrCp}^*\text{Cl}_2]_2$ (Scheme 5). These conditions not only resulted in full conversion of the MII-proligand to the desired complexes, the Ir-complexes could also be isolated in good to very good yields from the reaction mixtures.^{63-65,66} It stands out, that depending on the substitution pattern the C–H activation follows a profound regio- and chemoselectivity: substituents on the N1-atom undergo the C–H activation far more preferentially than the respective site substituted to the C2-atom of the triazole-frame. This behaviour becomes especially obvious with the Fc-substituted derivative or the pyridinium-substituted congener. In both cases, the respective C–H bond on the C2-substituent (FcH vs. Ph-H or Ph-H vs. [Py-H]⁺)^{23,83-87} should be far more acidic but still the C–H activation occurs preferably on the N1-substituent.

Such profound electronic differences by either C- or N-substitution on MIC-ligands were previously investigated⁸⁸⁻⁹⁰ and derived from these insights the observed regio- and chemoselectivity is connected to higher C–H acidity induced by the N-substitution and to the preferential stronger H-bonding interaction between the imine-N and the C–H bond of the N1-substituent. The cyclometalated iridium-complexes **3** obtained *via* this route usually contain the Ir-centre coordinated in a three-legged piano-stool geometry. Exceptions to that are the ferrocenyl-substituted derivatives⁶⁶ [**3e**]I and [**3f**]I and the Rh/Ir-based metallo-MIIs⁶⁴ [**3i**]BF₄ and [**3j**]BF₄, in which the Ir-centre in question is obtained as a two-legged piano-stool complex after work-up. Even the presence of potentially coordinating solvent (MeCN) or coordinating counter-



Scheme 4 Reactivity of MIIs towards “simple” main-group and transition metal based Lewis-acids. For the Rh/Pd-complexes the ranges of the respective TEPs/HEPs are given.





Scheme 5 Synthesis of cyclometalated complexes **3** with MII-ligands as C–N chelates starting from the corresponding triazolium salts **1**.

anions (I^- in the case of **[3e]I** and **[3f]I**, Scheme 6) did not result in the occupation of the free coordination site. Only stronger donors, such as Ph_3P , occupied this free coordination site, although in the case of the ferrocenyl-substituted derivatives **[3e]I** and **[3f]I**, oxidative dissociation of the phosphine ligand was observed over time (Scheme 6).⁶⁶

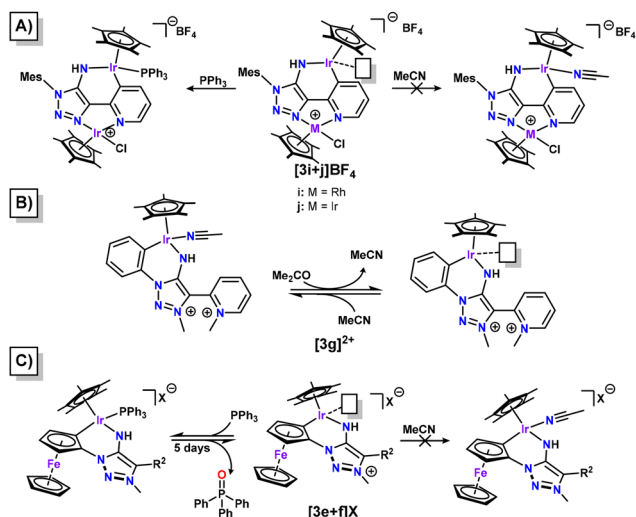
This behaviour points to the high electron-donating nature of MII-ligands as they provide the platform to stabilise coordinatively unsaturated Ir(III)-centres as the thermodynamically favoured species. The cyclometalated MII-IrCp* complexes **[3a]**

I and **[3c]I** with a covalently bound iodide-counter anion can undergo halide-abstraction reaction with $AgPF_6$ under the formation of two different products dependent on the substitution pattern on the triazole-frame (Scheme 7). The Ir-complexes bearing the MII-ligand with a phenyl-substituent on the C2-atom of the triazole-frame undergoes halide-abstraction under the formation of a dimeric, molecular complex **[3a]PF₆**, in which two MII-ligands act as μ^2 -ligands for two IrCp* fragments. The halide-abstraction reaction of the Ir-complexes containing the MII-ligand with the sterically more demanding Mes-substituent on C2 yielded the corresponding monomeric coordinatively unsaturated Ir-complex **[3c]PF₆**.

The reactivity of such coordinatively unsaturated complexes were investigated in greater detail on the derivative **[3c]PF₆** (Scheme 8).⁶⁵ In this case neutral donors such as CO-gas or Ph_3P reacted instantaneously with the MII-IrCp* complex under occupation of the respective free coordination site. Reaction with NaN_3 resulted in the formation of an azide-bound IrCp* complex while the reaction of **[3c]PF₆** with Li [$HBET_3$] resulted in the formation of an ethylide bound as a carbanion to the Ir-centre. Both the CO and the ethylide bound IrCp* are extremely rare examples of structurally characterized complexes with those constellations.

With the electron-poor alkyne DMAD (DMAD = Dimethylacetylenedicarboxylate) an unexpected reaction was observed: In total, three equivalents of DMAD were activated and added to the Ir-complex under the formal depletion of “HPF₆”. Two of the three DMAD-molecules dimerised under C–C coupling.

This fragment now bridges the N_{exo} -atom and the Ir-centre under the formation of a new six-membered iridacycle. The

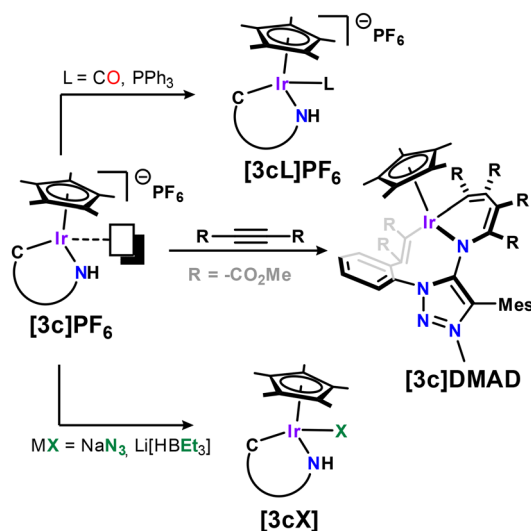


Scheme 6 Observed reactivity of MII-IrCp* complexes towards association/dissociation of the sixth ligand.^{61–63}





Scheme 7 Chemical abstraction of the covalently bound iodide-counteranion from [3a] and [3c] with AgPF_6 .⁶⁶



Scheme 8 Reactivity of the coordinatively unsaturated Ir-complex [3c] PF_6 with neutral donors L, coordinating anions X and DMAD (= Dimethylacetylenedicarboxylate).⁶⁵

third DMAD-molecule inserted into the C–Ir bond of the Ph-substituent, which underwent the C–H activation reaction previously. This way a new and rare eight-membered iridacycle

was formed. This unusual and unprecedented structure could be elucidated by *sc*-XRD in combination with $^1\text{H-NMR}$ -spectroscopy. Based on these results Sarkar and co-worker were able to show that also other MII-IrCp*-complex undergo such a reaction.

As several MII-IrCp* complexes were reported with different MII-ligands including different coordination modes and coordination numbers, it is worthwhile to look deeper into some crystallographic and spectroscopic data of these complexes and find possible correlations (Table S1 and Fig. 2).

Plotting the N4–Ir bond length over the C1–N4 bond length (Fig. 2A) shows indeed that the structurally similar Ir-complexes with the Ir-complex ligated by 3 ligands beside the Cp*-ligand have similar bond parameters. Upon dissociation of one of those ligands, the C1–N4 is elongated while the corresponding N4–Ir bond is shortened substantially.

It is therefore reasonable to describe the MII-ligand in complexes of the form **A-IrCp*X** (Fig. 2C) as an imine-type ligand (Scheme 1, description of 2 as imine) with short C1–N4 bonds. In such a case, the corresponding N4–Ir bond is in the ball park of a single-bond. Upon dissociation of X, the MII-ligand will compensate the loss of electron-density of the Ir-atom by shifting more electron density onto the exocyclic N-atom (N4). Thus, in such a case, the MII-ligand accepts more electron density from the heterocycle which results in an elongated C1–N4 bond. Such a bond now shows the characteristics of an amide-bond (Scheme 1, description of 2 as amide). At the same time, the higher electron count on N4 results in a shorter N4–Ir bond, which now has double-bond character. By shortening this bond, the loss of electron density can be compensated as the MII-ligand now offers more than one electron-pair for the coordination. This vividly shows the versatility of the MII-ligand as the ligands can adapt to the electronic situation of the bonding partner. Such a switch from imine to amide also has a strong effect on the resonance of the proton bound to N4 as derived by $^1\text{H-NMR}$ spectroscopy (Fig. 2B). Upon dissociation of X, the resonance of the said proton is significantly down-field shifted, as more electron-density is transferred away from N4.

It stands out that [3a] PF_6 and [3c] **DMAD** do not follow these trends as they do not fit the given model. In [3a] PF_6 the MII-ligand acts as a bridging ligand over the N4-atom. In such a case, “only one” electron pair per N4-atom can be provided per Ir-atom. Accordingly, the N4–Ir is quite long and such a bond is presumably best described as a dative bond. To afford enough electron density to allow for the coordination of two Ir-atoms at the same time, the corresponding C1–N4 bond is also significantly elongated to provide the electron density necessary. Also the (Ir–N4)₂-coordination motif is sterically quite congested, which is believed to also contribute to the long (C1–N4/N4–Ir) bond lengths. For [3c] **DMAD** the structural data are not precise enough to further discuss the bonding situation. It will be interesting to see which trends might emerge once more such compounds of this type are reported on.



MIIs in catalysis

The first report on MIIs already suggested their possible application in catalysis. Hydrogen-atom transfer (HAT) of heteroatom-containing substrates with organic molecules is a powerful tool for converting C–H bonds into precious C–C bonds.^{91,92} Such processes can be mediated by catalysts such as secondary amides, as they provide a sufficiently high bond dissociation enthalpy (BDE). As sensitive amidyl-radicals are involved in these steps, a rational molecular design, which allows for modularity to further gauge the scope of substrates is notoriously difficult.^{93–95} Ooi and co-workers could harness in that regard the well balanced stability of MII-based amidates with sufficient BDE-values ($\sim 100 \text{ kcal mol}^{-1}$) as catalysts for HAT.⁶⁹ In these systems, the MII-scaffold provides a modular, synthetic platform. Additionally, the amidyl-radical can be generated under mild conditions ($\sim 1.2 \text{ V vs. SCE}$) and is efficiently stabilised by the cationic triazolium core. Together with Ir^{III}-based complexes as the photoredox catalysts with a blue light emitting diode as the photon source, this system could not only couple quite a large library of alkenes to the α -position of O- and N-containing heterocycles *via* HAT after 8 hours under relatively low catalyst loadings (amidate 5 mol% and Ir-complex 2 mol%) (Scheme 9A). The reactions were also under regio- and stereoselective control dependent on the substitution pattern on the MII-catalyst. The authors state in that regard that this conceptual approach provides a new rational approach for the design of HAT-catalyst systems especially if zwitterionic amidates based on the modular MII-scaffold are further investigated.

Haraguchi and co-workers studied the activity of MIIs as organocatalysts in the addition of various silyl-based nucleophiles onto aromatic aldehydes and ketones (Scheme 9B).^{61,62} The cyanosilylation of acetophenone displayed unprecedented high TOFs (1500 h^{-1}) with a MII as the catalyst at extremely low loadings (500 ppm). Also, less activated nucleophiles such as (trimethylmethyl)trimethylsilane or allyltrimethoxysilane were successfully added to either acetophenone or benzaldehyde under the presence of a MII-catalyst, although the yields were unsatisfactory. The authors did not elaborate further on the mechanism of the conducted reactions. Given the references by the authors in the primary sources, we speculate that the mechanism most likely involves a pentavalent adduct of the MII and the silane.^{96–99} This hypervalent, neutral silicate is then coordinated by the O-atom of the carbonyl-substrate under depletion of the nucleophile (CN, CF₃) which attacks the C-atom of the now activated carbonyl-substrate. As quite Lewis-basic compounds, MIIs will engage readily in the nucleophilic attack onto the silyl-based substrate which can explain the high catalytic activity.

These preliminary studies disclose very fascinating facets of MIIs as catalysts besides their use as ligands.

Synthesis and applications of aNHIs

The first and *hitherto* only report on aNHIs was from Mandal and coworkers in 2022.⁷¹ Similar to the synthetic methods



Scheme 10 (A) Synthesis of aNHIs as reported by Mandal *et al.*, the reactivity thereof with CO₂-gas and [Rh(CO)₂Cl]₂ and the respective TEP determined. (B) Amide/amine-coupling with CO₂, catalysed by an aNHI.⁷¹

used by Yan *et al.*, the aNHIs were generated by a *Staudinger*-type reaction of a free imidazole-5-ylidene with trimethylsilylazide followed by methanolysis (Scheme 10A). Like MIIs, the aNHIs show intense orange to red colours which is the result of $n(\text{N}_{\text{exo}}) \rightarrow \pi^*(\text{imidazole})$ (HOMO \rightarrow LUMO) transitions.

The strongly donating nature of the obtained aNHIs were established by determination of TEP and the reaction of CO₂-gas with an aNHI under the generation of the corresponding aNHI-CO₂ adduct. The small HOMO–LUMO energy gap makes aNHIs very intriguing compounds in the activation of small molecules like CO₂. This reactivity was probed in detail in the same publication by a plethora of coupling reactions: a large variety of amides and amines were coupled by deoxygenation of CO₂-gas in the presence of aNHIs as an organocatalyst (Scheme 10B). Besides “simple” amides and amines, also bio-active molecules were active in such coupling reactions.

Conclusions

The investigations on mesoionic compounds based on 1,2,3-triazoles have delivered intriguing chemical and physical aspects, which were heavily studied during the last 10 years. Reports on 1,2,3-triazole based mesoionic imines during the last *ca.* five years have opened up a new sub-field within mesoionic compounds. The modular synthetic route which has been developed for MIIs make the synthesis of molecules



with tailor-made properties straightforward. MIIs and aNHIs not only deliver interesting photophysical properties, but they also act as powerful organocatalysts for the metal-free deoxy-genative CO₂-coupling or in “classical” aldol-chemistry. As ligand for main-group element substrate but also transition metal complexes, MIIs provide a platform for the stabilisation of elusive fragments. Prominent examples for this are the isolation and structural characterisation of an elusive Ir^{III}-CO complex or the intriguing reactivity of Ir^{III}-Cp* complexes towards the activation of alkynes. The properties of MIIs can be traced back to their electronic ambivalence. As has been pointed out here, the frontier orbitals and hence the electronic ambivalence in these compounds can be engineered in a targeted way by making use of the modular synthetic route. Thus, designing molecules with predictable physical and chemical properties should be possible. Given the recent developments in this field, we are confident that the potential of MIIs will unlock intriguing facets in organometallic chemistry, photo-chemistry/photophysics and catalysis in the coming years.

Conflicts of interest

There are no conflicts to declare.

Data availability

As this is a feature article there are no original data for this manuscript.

Supplementary information (SI) is available. See DOI: <https://doi.org/10.1039/d5qi01569c>.

Acknowledgements

We would like to thank the Deutsche Forschungsgemeinschaft (DFG) for funding primary research in our group which has partly contributed to the results summarized in this perspective. All past and present co-workers of our group who have contributed to the primary research reported in the references here are kindly acknowledged. We further want to thank the state of Baden-Württemberg for computational resources through bwHPC (grant no. INST 40/575-1 FUGG, JUSTUS2 cluster).

References

- G. R. Gillette, A. Baceiredo and G. Bertrand, Spontaneous Formation of Stable Phosphino(silyl)-carbenes from Unstable Diazo Compounds, *Angew. Chem., Int. Ed. Engl.*, 1990, **29**(12), 1429–1431.
- A. J. Arduengo, R. L. Harlow and M. Kline, A stable crystalline carbene, *J. Am. Chem. Soc.*, 1991, **113**(1), 361–363.
- T. Dröge and F. Glorius, The measure of all rings—N-heterocyclic carbenes, *Angew. Chem., Int. Ed.*, 2010, **39**(49), 6940–6952.
- M. N. Hopkinson, C. Richter, M. Schedler and F. Glorius, An overview of N-heterocyclic carbenes, *Nature*, 2014, **510**(7506), 485–496.
- S. Díez-González, *N-Heterocyclic Carbenes*, Royal Society of Chemistry, Cambridge, 2016.
- S. Díez-González, N. Marion and S. P. Nolan, N-heterocyclic carbenes in late transition metal catalysis, *Chem. Rev.*, 2009, **109**(8), 3612–3676.
- M. Melaimi, R. Jazzar, M. Soleilhavoup and G. Bertrand, Cyclic (Alkyl)(amino)carbenes (CAACs): Recent Developments, *Angew. Chem., Int. Ed.*, 2017, **56**(34), 10046–10068.
- M. Soleilhavoup and G. Bertrand, Cyclic (alkyl)(amino)carbenes (CAACs): stable carbenes on the rise, *Acc. Chem. Res.*, 2015, **48**(2), 256–266.
- S. K. Kushvaha, A. Mishra, H. W. Roesky and K. C. Mondal, Recent Advances in the Domain of Cyclic (Alkyl)(Amino) Carbenes, *Chem. – Asian J.*, 2022, **17**(7), e202101301.
- R. H. Crabtree, Abnormal, mesoionic and remote N-heterocyclic carbene complexes, *Coord. Chem. Rev.*, 2013, **257**(3–4), 755–766.
- M. Meldal and C. W. Tornøe, Cu-catalyzed azide-alkyne cycloaddition, *Chem. Rev.*, 2008, **108**(8), 2952–3015.
- J. E. Hein, J. C. Tripp, L. B. Krasnova, K. B. Sharpless and V. V. Fokin, Copper(I)-catalyzed cycloaddition of organic azides and 1-iodoalkynes, *Angew. Chem., Int. Ed.*, 2009, **48**(43), 8018–8021.
- H. C. Kolb, M. G. Finn and K. B. Sharpless, Click Chemistry: Diverse Chemical Function from a Few Good Reactions, *Angew. Chem., Int. Ed.*, 2001, **40**(11), 2004–2021.
- H. C. Kolb and K. B. Sharpless, The growing impact of click chemistry on drug discovery, *Drug Discovery Today*, 2003, **8**(24), 1128–1137.
- J. Hou, X. Liu, J. Shen, G. Zhao and P. G. Wang, The impact of click chemistry in medicinal chemistry, *Expert Opin. Drug Discovery*, 2012, **7**(6), 489–501.
- P. V. Chang, J. A. Prescher, E. M. Sletten, J. M. Baskin, I. A. Miller, N. J. Agard, *et al.*, Copper-free click chemistry in living animals, *Proc. Natl. Acad. Sci. U. S. A.*, 2010, **107**(5), 1821–1826.
- J. Bouffard, B. K. Keitz, R. Tonner, V. Lavallo, G. Guisado-Barrios, G. Frenking, *et al.*, Synthesis of Highly Stable 1,3-Diaryl-1H-1,2,3-triazol-5-ylidenes and their Applications in Ruthenium-Catalyzed Olefin Metathesis, *Organometallics*, 2011, **30**(9), 2617–2627.
- G. Guisado-Barrios, J. Bouffard, B. Donnadiou and G. Bertrand, Crystalline 1H-1,2,3-triazol-5-ylidenes: new stable mesoionic carbenes (MICs), *Angew. Chem., Int. Ed.*, 2010, **49**(28), 4759–4762.
- G. Guisado-Barrios, M. Soleilhavoup and G. Bertrand, 1 H-1,2,3-Triazol-5-ylidenes: Readily Available Mesoionic Carbenes, *Acc. Chem. Res.*, 2018, **51**(12), 3236–3244.
- J. D. Crowley, A.-L. Lee and K. J. Kilpin, 1,3,4-Trisubstituted-1,2,3-Triazol-5-ylidene ‘Click’ Carbene Ligands: Synthesis, Catalysis and Self-Assembly, *Aust. J. Chem.*, 2011, **64**(8), 1118.



- 21 R. Maity and B. Sarkar, Chemistry of Compounds Based on 1,2,3-Triazolylidene-Type Mesoionic Carbenes, *JACS Au*, 2022, **2**(1), 22–57.
- 22 D. Schweinfurth, L. Hettmanczyk, L. Suntrup and B. Sarkar, Metal Complexes of Click-Derived Triazoles and Mesoionic Carbenes: Electron Transfer, Photochemistry, Magnetic Bistability, and Catalysis, *Z. Anorg. Allg. Chem.*, 2017, **643**(9), 554–584.
- 23 Á. Vivancos, C. Segarra and M. Albrecht, Mesoionic and Related Less Heteroatom-Stabilized N-Heterocyclic Carbene Complexes: Synthesis, Catalysis, and Other Applications, *Chem. Rev.*, 2018, **118**(19), 9493–9586.
- 24 P. Mathew, A. Neels and M. Albrecht, 1,2,3-Triazolylidenes as versatile abnormal carbene ligands for late transition metals, *J. Am. Chem. Soc.*, 2008, **130**(41), 13534–13535.
- 25 L. Mercs and M. Albrecht, Beyond catalysis: N-heterocyclic carbene complexes as components for medicinal, luminescent, and functional materials applications, *Chem. Soc. Rev.*, 2010, **39**(6), 1903–1912.
- 26 K. F. Donnelly, A. Petronilho and M. Albrecht, Application of 1,2,3-triazolylidenes as versatile NHC-type ligands: synthesis, properties, and application in catalysis and beyond, *Chem. Commun.*, 2013, **49**(12), 1145–1159.
- 27 K. O. Marichev, S. A. Patil and A. Bugarin, Recent advances in the synthesis, structural diversity, and applications of mesoionic 1,2,3-triazol-5-ylidene metal complexes, *Tetrahedron*, 2018, **74**(21), 2523–2546.
- 28 S. A. Patil, H. M. Heras-Martinez, A. M. Lewis, S. A. Patil and A. Bugarin, Synthesis, structural diversity, and applications of mesoionic 1,2,3-triazol-5-ylidene metal complexes, an update (2017–2020), *Polyhedron*, 2021, **194**, 114935.
- 29 M. M. Roy and E. Rivard, Pushing Chemical Boundaries with N-Heterocyclic Olefins (NHOs): From Catalysis to Main Group Element Chemistry, *Acc. Chem. Res.*, 2017, **50**(8), 2017–2025.
- 30 S. Naumann, Synthesis, properties & applications of N-heterocyclic olefins in catalysis, *Chem. Commun.*, 2019, **55**(78), 11658–11670.
- 31 G. Mahantesh, D. Sharma, R. Dandela and V. Dhayalan, Synthetic Strategies of N-Heterocyclic Olefin (NHOs) and Their Recent Application of Organocatalytic Reactions and Beyond, *Chem. – Eur. J.*, 2023, **29**(70), e202302106.
- 32 A. Doddi, M. Peters and M. Tamm, N-Heterocyclic Carbene Adducts of Main Group Elements and Their Use as Ligands in Transition Metal Chemistry, *Chem. Rev.*, 2019, **119**(12), 6994–7112.
- 33 V. Nesterov, D. Reiter, P. Bag, P. Frisch, R. Holzner, A. Porzelt, *et al.*, NHCs in Main Group Chemistry, *Chem. Rev.*, 2018, **118**(19), 9678–9842.
- 34 T. Krachko and J. C. Sloatweg, N-Heterocyclic Carbene-Phosphinidene Adducts: Synthesis, Properties, and Applications, *Eur. J. Inorg. Chem.*, 2018, **2018**(24), 2734–2754.
- 35 N. Kuhn, M. Göhner, M. Grathwohl, J. Wiethoff, G. Frenking and Y. Chen, 2-Iminoimidazoline—starke Stickstoffbasen als Koordinationspartner in der Anorganischen Chemie, *Z. Anorg. Allg. Chem.*, 2003, **629**(5), 793–802.
- 36 O. Back, B. Donnadieu, M. von Hopffgarten, S. Klein, R. Tonner, G. Frenking, *et al.*, N-Heterocyclic carbenes versus transition metals for stabilizing phosphinyl radicals, *Chem. Sci.*, 2011, **2**(5), 858.
- 37 R. Kinjo, B. Donnadieu and G. Bertrand, Isolation of a carbene-stabilized phosphorus mononitride and its radical cation (PN⁺*), *Angew. Chem., Int. Ed.*, 2010, **49**(34), 5930–5933.
- 38 L. Y. Eymann, A. G. Tskhovrebov, A. Sienkiewicz, J. L. Bila, I. Živković, H. M. Rønnow, *et al.*, Neutral Aminyl Radicals Derived from Azoimidazolium Dyes, *J. Am. Chem. Soc.*, 2016, **138**(46), 15126–15129.
- 39 Y. Liu, P. Varava, A. Fabrizio, L. Y. Eymann, A. G. Tskhovrebov, O. M. Planes, *et al.*, Synthesis of aminyl biradicals by base-induced Csp³-Csp³ coupling of cationic azo dyes, *Chem. Sci.*, 2019, **10**(22), 5719–5724.
- 40 F. Dielmann, O. Back, M. Henry-Ellinger, P. Jerabek, G. Frenking and G. Bertrand, A crystalline singlet phosphinonitrene: a nitrogen atom-transfer agent, *Science*, 2012, **337**(6101), 1526–1528.
- 41 F. Dielmann, C. E. Moore, A. L. Rheingold and G. Bertrand, Crystalline, Lewis base-free, cationic phosphoranimines (iminophosphonium salts), *J. Am. Chem. Soc.*, 2013, **135**(38), 14071–14073.
- 42 T. Ochiai, D. Franz, X.-N. Wu and S. Inoue, Isolation of a germanium(II) cation and a germylene iron carbonyl complex utilizing an imidazol-2-iminato ligand, *Dalton Trans.*, 2015, **44**(24), 10952–10956.
- 43 T. Ochiai, D. Franz, E. Irran and S. Inoue, Formation of an imino-stabilized cyclic tin(II) cation from an amino(imino) stannylene, *Chem. – Eur. J.*, 2015, **21**(18), 6704–6707.
- 44 T. Ochiai, T. Szilvási, D. Franz, E. Irran and S. Inoue, Isolation and Structure of Germylene-Germyliumylidenes Stabilized by N-Heterocyclic Imines, *Angew. Chem., Int. Ed.*, 2016, **55**(38), 11619–11624.
- 45 S. Inoue and K. Leszczyńska, An acyclic imino-substituted silylene: synthesis, isolation, and its facile conversion into a zwitterionic silimine, *Angew. Chem., Int. Ed.*, 2012, **51**(34), 8589–8593.
- 46 F. Hanusch, D. Munz, J. Sutter, K. Meyer and S. Inoue, A Zwitterionic Heterobimetallic Gold-Iron Complex Supported by Bis(N-Heterocyclic Imine)Silyliumylidene, *Angew. Chem., Int. Ed.*, 2021, **60**(43), 23274–23280.
- 47 F. S. Tschernuth, F. Hanusch, T. Szilvási and S. Inoue, Isolation and Reactivity of Chlorotetryliumylidenes Using a Bidentate Bis(N-heterocyclic imine) Ligand, *Organometallics*, 2020, **39**(23), 4265–4272.
- 48 M. W. Lui, C. Merten, M. J. Ferguson, R. McDonald, Y. Xu and E. Rivard, Contrasting reactivities of silicon and germanium complexes supported by an N-heterocyclic guanidine ligand, *Inorg. Chem.*, 2015, **54**(4), 2040–2049.
- 49 B. Wang, W. Chen, J. Yang, L. Lu, J. Liu, L. Shen, *et al.*, N-Heterocyclic imine-based bis-gallium(I) carbene analogs



- featuring a four-membered Ga₂N₂ ring, *Dalton Trans.*, 2023, **52**(35), 12454–12460.
- 50 D. Wendel, A. Porzelt, F. A. Herz, D. Sarkar, C. Jandl, S. Inoue, *et al.*, From Si(II) to Si(IV) and Back: Reversible Intramolecular Carbon-Carbon Bond Activation by an Acyclic Iminosilylene, *J. Am. Chem. Soc.*, 2017, **139**(24), 8134–8137.
- 51 S. Revathi, P. Raja, S. Saha, M. S. Eisen and T. Ghatak, Recent developments in highly basic N-heterocyclic iminato ligands in actinide chemistry, *Chem. Commun.*, 2021, **57**(45), 5483–5502.
- 52 T. Ochiai, D. Franz and S. Inoue, Applications of N-heterocyclic imines in main group chemistry, *Chem. Soc. Rev.*, 2016, **45**(22), 6327–6344.
- 53 X. Wu and M. Tamm, Transition metal complexes supported by highly basic imidazolin-2-iminato and imidazolin-2-imine N-donor ligands, *Coord. Chem. Rev.*, 2014, **260**, 116–138.
- 54 M. M. Hansmann, P. W. Antoni and H. Pesch, Stable Mesoionic N-Heterocyclic Olefins (mNHOs), *Angew. Chem., Int. Ed.*, 2020, **59**(14), 5782–5787.
- 55 P. W. Antoni, J. Reitz and M. M. Hansmann, N₂/CO Exchange at a Vinylidene Carbon Center: Stable Alkylidene Ketenes and Alkylidene Thioketenes from 1,2,3-Triazole Derived Diazoalkenes, *J. Am. Chem. Soc.*, 2021, **143**(32), 12878–12885.
- 56 P. W. Antoni, C. Golz, J. J. Holstein, D. A. Pantazis and M. M. Hansmann, Isolation and reactivity of an elusive diazoalkene, *Nat. Chem.*, 2021, **13**(6), 587–593.
- 57 Q. Liang and D. Song, Recent advances of mesoionic N-heterocyclic olefins, *Dalton Trans.*, 2022, **51**(24), 9191–9198.
- 58 Q. Liang, K. Hayashi and D. Song, Reactivity of an Unprotected Mesoionic N-Heterocyclic Olefin, *Organometallics*, 2020, **39**(22), 4115–4122.
- 59 Q. Liang, K. Hayashi, Y. Zeng, J. L. Jimenez-Santiago and D. Song, Constructing fused N-heterocycles from unprotected mesoionic N-heterocyclic olefins and organic azides via diazo transfer, *Chem. Commun.*, 2021, **57**(50), 6137–6140.
- 60 Z. Zhang, S. Huang, L. Huang, X. Xu, H. Zhao and X. Yan, Synthesis of Mesoionic N-Heterocyclic Olefins and Catalytic Application for Hydroboration Reactions, *J. Org. Chem.*, 2020, **85**(19), 12036–12043.
- 61 D. Kase and R. Haraguchi, Fluoride-Mediated Nucleophilic Aromatic Amination of Chloro-1H-1,2,3-triazolium Salts, *Org. Lett.*, 2022, **24**(1), 90–94.
- 62 D. Kase, T. Takada, N. Tsuji, T. Mitsuhashi and R. Haraguchi, Synthesis and Application of Amino-1 H -1,2,3-triazolium Salts, *Asian J. Org. Chem.*, 2023, **12**(6), e202300108.
- 63 R. Rudolf, N. I. Neuman, R. R. Walter, M. R. Ringenberg and B. Sarkar, Mesoionic Imines (MIIs): Strong Donors and Versatile Ligands for Transition Metals and Main Group Substrates, *Angew. Chem., Int. Ed.*, 2022, **61**(25), e202200653.
- 64 R. Rudolf and B. Sarkar, Amido-Triazole Complexes, “Normal” Triazole-Based Imines and Metallo-Mesoionic Imines, *ChemistryEurope*, 2025, **3**, e202400066.
- 65 R. Rudolf and B. Sarkar, The Interplay of Cyclometalated-Ir and Mesoionic Imines: Stoichiometric and Catalytic Reactivities, *Inorg. Chem.*, 2024, **63**(49), 23103–23117.
- 66 R. Rudolf, D. Batman, N. Mehner, R. R. Walter and B. Sarkar, Redox-Active Triazole-Derived Mesoionic Imines with Ferrocenyl Substituents and their Metal Complexes: Directed Hydrogen-Bonding, Unusual C-H Activation and Ion-Pair Formation, *Chem. – Eur. J.*, 2024, **30**(35), e202400730.
- 67 F. Stein, S. Suhr, A. S. Hazari, R. Walter, M. Nößler and B. Sarkar, Azide-Substituted 1,2,3-Triazolium Salts as Useful Synthetic Synthons: Access to Triazenyl Radicals and Staudinger Type Reactivity, *Chem. – Eur. J.*, 2023, **29**(34), e202300771.
- 68 S. Huang, Y. Wu, L. Huang, C. Hu and X. Yan, Synthesis, Characterization and Photophysical Properties of Mesoionic N-Heterocyclic Imines, *Chem. – Asian J.*, 2022, **17**(14), e202200281.
- 69 K. Ohmatsu, R. Suzuki, Y. Furukawa, M. Sato and T. Ooi, Zwitterionic 1,2,3-Triazolium Amidate as a Catalyst for Photoinduced Hydrogen-Atom Transfer Radical Alkylation, *ACS Catal.*, 2020, **10**(4), 2627–2632.
- 70 R. Rudolf, A. Todorovski, H. Schubert and B. Sarkar, Leveraging N-exo substituents to tune the donor/acceptor properties of mesoionic imines (MIIs), *Dalton Trans.*, 2025, **54**(8), 3305–3313.
- 71 A. Das, P. Sarkar, S. Maji, S. K. Pati and S. K. Mandal, Mesoionic N-Heterocyclic Imines as Super Nucleophiles in Catalytic Couplings of Amides with CO₂, *Angew. Chem., Int. Ed.*, 2022, **61**(51), e202213614.
- 72 P. S. Gribanov, A. N. Philippova, M. A. Topchiy, L. I. Minaeva, A. F. Asachenko and S. N. Osipov, General Method of Synthesis of 5-(Het)arylamino-1,2,3-triazoles via Buchwald-Hartwig Reaction of 5-Amino- or 5-Halo-1,2,3-triazoles, *Molecules*, 2022, **27**(6), 1999.
- 73 C. A. Tolman, Electron donor-acceptor properties of phosphorus ligands. Substituent additivity, *J. Am. Chem. Soc.*, 1970, **92**(10), 2953–2956.
- 74 H. V. Huynh, Y. Han, R. Jothibasur and J. A. Yang, 13 C NMR Spectroscopic Determination of Ligand Donor Strengths Using N-Heterocyclic Carbene Complexes of Palladium(II), *Organometallics*, 2009, **28**(18), 5395–5404.
- 75 Q. Teng and H. V. Huynh, Determining the electron-donating properties of bidentate ligands by (13)C NMR spectroscopy, *Inorg. Chem.*, 2014, **53**(20), 10964–10973.
- 76 Q. Teng and H. V. Huynh, A unified ligand electronic parameter based on ¹³C NMR spectroscopy of N-heterocyclic carbene complexes, *Dalton Trans.*, 2017, **46**(3), 614–627.
- 77 H. V. Huynh, Electronic Properties of N-Heterocyclic Carbenes and Their Experimental Determination, *Chem. Rev.*, 2018, **118**(19), 9457–9492.
- 78 J. J. Race and M. Albrecht, Pyridylidene Amines and Amides: Donor-Flexible Ligands for Catalysis, *ACS Catal.*, 2023, **13**(14), 9891–9904.



- 79 R. J. Thatcher, D. G. Johnson, J. M. Slattery and R. E. Douthwaite, Charged behaviour from neutral ligands: synthesis and properties of N-heterocyclic pseudo-amides, *Chem. – Eur. J.*, 2012, **18**(14), 4329–4336.
- 80 J. Slattery, R. J. Thatcher, Q. Shi and R. E. Douthwaite, Comparison of donor properties of N-heterocyclic carbenes and N-donors containing the 1H-pyridin-(2E)-ylidene motif, *Pure Appl. Chem.*, 2010, **82**(8), 1663–1671.
- 81 Q. Shi, R. J. Thatcher, J. Slattery, P. S. Sauari, A. C. Whitwood, P. C. McGowan, *et al.*, Synthesis, coordination chemistry and bonding of strong N-donor ligands incorporating the 1H-pyridin-(2E)-ylidene (PYE) motif, *Chem. – Eur. J.*, 2009, **15**(42), 11346–11360.
- 82 H. Bruns, M. Patil, J. Carreras, A. Vázquez, W. Thiel, R. Goddard, *et al.*, Synthesis and coordination properties of nitrogen(I)-based ligands, *Angew. Chem., Int. Ed.*, 2010, **49**(21), 3680–3683.
- 83 R. A. Arthurs, P. N. Horton, S. J. Coles and C. J. Richards, Phenyl vs. Ferrocenyl Cyclometallation Selectivity: Diastereoselective Synthesis of an Enantiopure Iridacycle, *Eur. J. Inorg. Chem.*, 2017, **2017**(2), 229–232.
- 84 K. Hata, Y. Segawa and K. Itami, 1,3,5-Triaryl 2-pyridylidene: base-promoted generation and complexation, *Chem. Commun.*, 2012, **48**(53), 6642–6644.
- 85 P. J. Fraser, W. R. Roper and F. G. Stone, Carbene complexes of iridium, rhodium, manganese, chromium, and iron containing thiazolidinylidene and pyridinylidene ligands, *J. Chem. Soc., Dalton Trans.*, 1974, **7**, 760.
- 86 S. Semwal and J. Choudhury, Molecular Coordination-Switch in a New Role: Controlling Highly Selective Catalytic Hydrogenation with Switchability Function, *ACS Catal.*, 2016, **6**(4), 2424–2428.
- 87 K. F. Donnelly, R. Lalrempuia, H. Müller-Bunz, E. Clot and M. Albrecht, Controlling the Selectivity of C–H Activation in Pyridinium Triazolylidene Iridium Complexes: Mechanistic Details and Influence of Remote Substituents, *Organometallics*, 2015, **34**(5), 858–869.
- 88 T. Bens, D. Marhöfer, P. Boden, S. T. Steiger, L. Suntrup, G. Niedner-Schatteburg, *et al.*, A Different Perspective on Tuning the Photophysical and Photochemical Properties: The Influence of Constitutional Isomers in Group 6 Carbonyl Complexes with Pyridyl-Mesoionic Carbenes, *Inorg. Chem.*, 2023, **62**(39), 16182–16195.
- 89 T. Bens and B. Sarkar, Investigations of the Influence of Two Pyridyl-Mesoionic Carbene Constitutional Isomers on the Electrochemical and Spectroelectrochemical Properties of Group 6 Metal Carbonyl Complexes, *Inorganics*, 2024, **12**(2), 46.
- 90 T. Bens, R. R. Walter, J. Beerhues, M. Schmitt, I. Krossing and B. Sarkar, The Best of Both Worlds: Combining the Power of MICs and WCAs To Generate Stable and Crystalline CrI -Tetracarbonyl Complexes with π -Accepting Ligands, *Chem. – Eur. J.*, 2023, **29**(50), e202301205.
- 91 D. Ravelli, M. Fagnoni and A. Albini, Photoorganocatalysis. What for?, *Chem. Soc. Rev.*, 2013, **42**(1), 97–113.
- 92 N. Hoffmann, Photochemical Electron and Hydrogen Transfer in Organic Synthesis: The Control of Selectivity, *Synthesis*, 2016, 1782–1802.
- 93 A. Varenikov, M. Gandelman and M. S. Sigman, Development of Modular Nitrenium Bipolar Electrolytes for Possible Applications in Symmetric Redox Flow Batteries, *J. Am. Chem. Soc.*, 2024, **146**(28), 19474–19488.
- 94 X.-Z. Fan, J.-W. Rong, H.-L. Wu, Q. Zhou, H.-P. Deng, J. D. Tan, *et al.*, Eosin Y as a Direct Hydrogen-Atom Transfer Photocatalyst for the Functionalization of C-H Bonds, *Angew. Chem., Int. Ed.*, 2018, **57**(28), 8514–8518.
- 95 D. Šakić and H. Zipse, Radical Stability as a Guideline in C–H Amination Reactions, *Adv. Synth. Catal.*, 2016, **358**(24), 3983–3991.
- 96 S. Kobayashi, Y. Tsuchiya and T. Mukaiyama, A Facile Synthesis of Cyanohydrin Trimethylsilyl Ethers by the Addition Reaction of Trimethylsilyl Cyanide with Aldehydes under Basic Condition, *Chem. Lett.*, 1991, **20**(4), 537–540.
- 97 N. Kurono, M. Yamaguchi, K. Suzuki and T. Ohkuma, Lithium chloride: an active and simple catalyst for cyanosilylation of aldehydes and ketones, *J. Org. Chem.*, 2005, **70**(16), 6530–6532.
- 98 W.-B. Wu, X.-P. Zeng and J. Zhou, Carbonyl-Stabilized Phosphorus Ylide as an Organocatalyst for Cyanosilylation Reactions Using TMSCN, *J. Org. Chem.*, 2020, **85**(22), 14342–14350.
- 99 J. J. Song, F. Gallou, J. T. Reeves, Z. Tan, N. K. Yee and C. H. Senanayake, Activation of TMSCN by N-heterocyclic carbenes for facile cyanosilylation of carbonyl compounds, *J. Org. Chem.*, 2006, **71**(3), 1273–1276.

