


 Cite this: *RSC Adv.*, 2025, 15, 11160

 Received 19th February 2025
 Accepted 31st March 2025

DOI: 10.1039/d5ra01222h

rsc.li/rsc-advances

Synthesis of thiopyran derivatives via [4 + 2] cycloaddition reactions

 Maryam Mousavi-Ebadia,^a Javad Safaei-Ghomi ^{*a} and Masoumeh Jadidi Nejad ^b

In this review, we provide a comprehensive overview of the synthesis of thiopyran family compounds via cycloaddition reactions, with examples spanning from the year 2000 to the present. We have categorized the [4 + 2] cycloaddition processes using several criteria, particularly distinguishing between intermolecular and intramolecular types based on the Diels–Alder partners. Additionally, from a mechanism standpoint, we differentiate between concerted and stepwise [4 + 2] processes, offering an analysis of these mechanisms based on the current literature.

1 Introduction

For decades, sulphur-containing heterocycles have been a central focus of research in various branches of chemistry due to their unique properties, which facilitate the conversion of functional groups for the synthesis of bioactive compounds.^{1–8} These heterocycles are integral to everyday life, as many are key components of natural products, such as penicillin, one of the greatest achievements of the twentieth century. Over twenty sulphur derivatives of amino acids have been identified, and examples can be found in fossil fuels and petroleum products. Additionally, sulphur-containing heterocycles have broad applications in the synthesis of disinfectants, antibiotics, antioxidants, dyes, pigments, and especially in the pharmaceutical industry.^{9,10} Thiocarbonyl compounds act as versatile intermediates in the synthesis of polycyclic compounds. The increasing interest in thiocarbonyl chemistry highlights their potential to generate a wide range of products. The electronegativity of sulphur is only slightly higher than that of carbon, resulting in a C=S bond polarity opposite to that of the carbonyl bond, with a lower overall polarity. As a result, the positive charge on the carbon atom is reduced, making the C=S bond less stable than the carbonyl bond and favouring sp³ hybridization.^{11,12} Thiocarbonyls can function both as dienes and dienophiles, allowing for the formation of [4 + 2] cycloadducts depending on their molecular positioning.^{13,14} Due to their elevated HOMO and reduced LUMO energy levels compared to carbonyls, these compounds are often activated as dienophiles through electron acceptor binding to the carbon atom, enhancing orbital overlap in the Diels–Alder reaction.^{15,16} The D–A reaction is considered one of the most transformative processes in organic chemistry,

known for its efficiency in forming two carbon–carbon bonds and up to four new stereocenters, which underscores its versatility in natural product and pharmaceutical synthesis.^{17–19} In classical literature, D–A reactions are generally described as concerted. Lewis's acids, such as BF₃·OEt₂, are commonly used as catalysts to activate cycloaddition partners by narrowing the energy gap between frontier orbitals.^{20,21} Based on DFT and the ELF calculations, Domingo has proposed a detailed mechanism for [4 + 2] cycloaddition reactions, distinguishing between concerted and stepwise types depending on intermolecular interactions. Both polar and non-polar stepwise reactions can occur; however, a zwitterionic intermediate is favoured in polar interactions, while a diradical intermediate predominates in non-polar conditions.^{22–29} Understanding reaction mechanisms offers valuable insights into reaction dynamics and molecular stability, which are crucial for advancing synthetic methodologies and understanding fundamental chemical processes. Pericyclic reactions are celebrated for their ability to synthesize complex compounds under mild conditions with high atom economy, making them essential tools in synthetic chemistry.^{30–34} Despite more than 80 years since the discovery of the Diels–Alder reaction as one of the most renowned pericyclic reactions, it remains a key concept in organic chemistry. The Hetero-Diels–Alder reaction offers a straightforward approach to synthesizing important six-membered heterocycles with high stereoselectivity.^{35–41} While oxo D–A and aza D–A reactions have received significant attention, the thio D–A reaction is fundamental in forming various medicinal polycyclic compounds based on the thiopyran scaffold.⁴² The therapeutic potential of thiopyrans has recently gained recognition for their importance in medicinal chemistry.⁴³ For instance, chlorprothixene, a member of the thioxanthene class, serves as both an antidepressant and an antipsychotic drug. Additionally, tricyclic thiopyran-2-ones have proven effective in combating viral infections, while fragrant compounds containing thiopyran-carbaldehyde further demonstrate the practical significance of

^aDepartment of Organic Chemistry, Faculty of Chemistry, University of Kashan, Kashan, 51167, I. R. Iran. E-mail: safaei@kashanu.ac.ir

^bDepartment of Chemistry, Isfahan University of Technology, Isfahan, 84156-83111, Iran



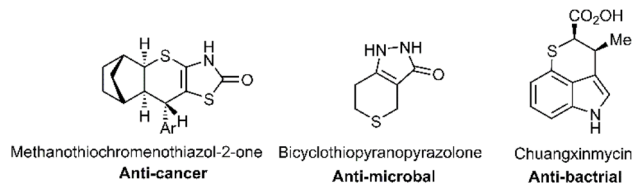


Fig. 1 Pharmaceutical structures based on thiopyran.

these compounds in various real-world applications.⁴⁴ Woodward's groundbreaking work in 1982 demonstrated the utility of thiopyrans in simplifying the preparation of polypropionates during the total synthesis of erythromycin A.^{45,46} Thiopyrans are crucial building blocks in the structures of various bioactive agents, including antibacterial, anti-inflammatory, anticancer, and anti-atherosclerotic structures.^{47,48} Several biologically active derivatives of these compounds are shown in Fig. 1.^{49–52}

Over time, there has been growing interest in developing innovative strategies to transform organosulfur precursors into thiopyran motifs for pharmaceutical applications. Numerous studies on thiopyrans have been conducted to date. Existing reviews typically explore topics such as Diels–Alder reactions, the clinical applications of thiopyrans, and the synthesis and utility of thiopyran-linked polycyclic systems.^{53–58} These comprehensive reviews offer valuable insights into the advancements in thiopyran research, highlighting their chemical synthesis and diverse applications. By shedding light on these developments, they inspire researchers to further explore new frontiers in the field. However, we have noted that these advancements have been somewhat fragmented in the synthesis literature. To address this gap, we have organized the synthesis methods of thiopyran structures *via* cycloaddition into a coherent framework, reviewing them from multiple perspectives. This review focuses on the synthesis of six-membered sulfur heterocycles through the [4 + 2] cycloaddition strategy, utilizing thiocarbonyl-functionalized precursors, which can act as either dienophiles or diene components. The review covers a broad spectrum of organosulfur compounds, ranging from common to rare, both cyclic and linear. We aim to provide a comprehensive overview of unique studies published from 2000 to 2025 in this area.

1.1 Intermolecular cycloaddition reactions

Intermolecular cycloaddition reactions involve the formation of rings from reactants derived from separate molecules. The conversion of two distinct entities into a cycloadduct typically occurs in opposition to entropy, resulting in a reaction rate and efficiency that are generally lower than those observed in intramolecular processes.⁵⁹

1.1.1 Concerted reactions. Concerted reactions are characterized by the simultaneous rearrangement of π bonds and the formation of new σ bonds in a single step (see Fig. 2). These processes are driven by the movement of delocalized electrons, as seen in pericyclic reactions like the D–A reaction, 1,3-dipolar cycloadditions, and sigmatropic rearrangements.⁶⁰ A key feature of concerted reactions is the absence of separable



Fig. 2 General schematic of concerted [4 + 2] cycloaddition reactions.

intermediates; instead, they proceed through a transient transition state (TS). Symmetrical molecular structures often favor a concerted pathway.^{61,62} If the transition state is stabilized through effective orbital overlap, the reaction can proceed in a concerted manner.⁶³ By analyzing the stereochemistry of the TS and employing DFT calculations, researchers can predict the structure of the final product, along with its stereochemical and regioselective outcomes.

1.1.2 Thione-containing dienophiles. Within the framework of the D–A reaction, a dienophile serves as the acceptor component. These dienophiles typically feature double bonds that are activated by substituents, allowing them to contribute electrons to the [4 + 2] cycloaddition process. Notably, sulfur-containing dienophiles are highly reactive, readily donating their electrons in these transformations (Fig. 3).⁶⁴

1.1.2.1 Dithioesters. Dithioesters are unique esters in which sulfur atoms replace the oxygen atoms typically found in conventional structures. Among thiocarbonyl derivatives, dithioesters exhibit remarkable nucleophilic strength, a characteristic attributed to the high polarizability of the sulfur groups. Numerous studies have documented the involvement of dithioesters in nucleophilic substitution, cycloaddition and radical reactions and polymerization processes.^{65–68}

In a notable investigation, Masson *et al.* demonstrated the application of the D–A reaction for synthesizing phosphonic-substituted dihydrothiopyran derivatives (Schemes 1–3). In this account, phosphonic-substituted dithioformates **1**, **9** were reacted with usual dienes such as functionalized butadiene **2**, **6** and cyclopentadiene **4**, yielding a with high yield. It is

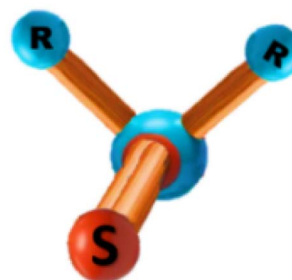
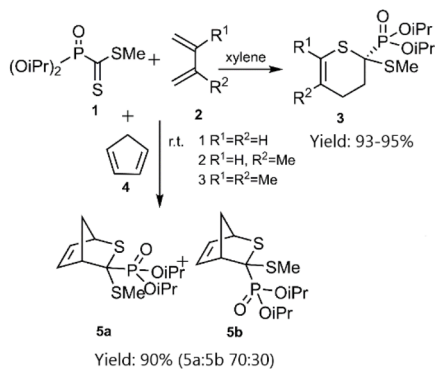
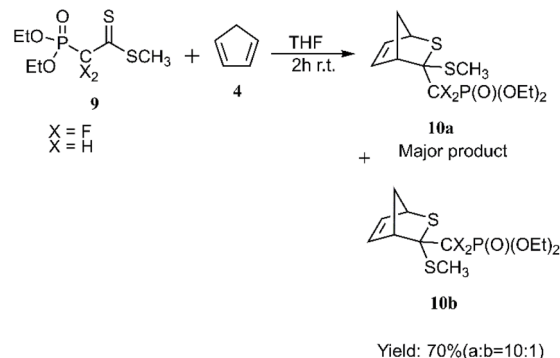


Fig. 3 Schematic of thiodienophiles.

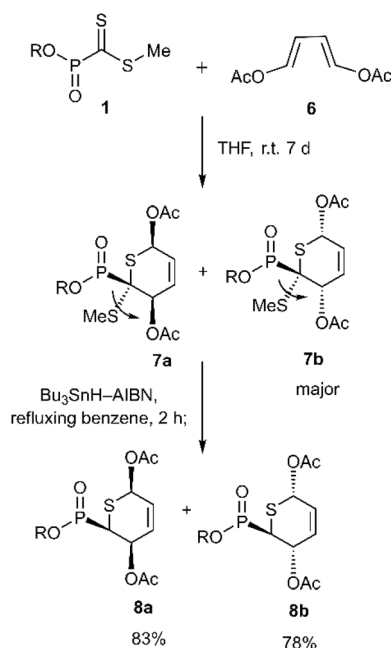




Scheme 1 Thio D–A cycloadditions of phosphanecarbodithioate 1 with usual dienes.



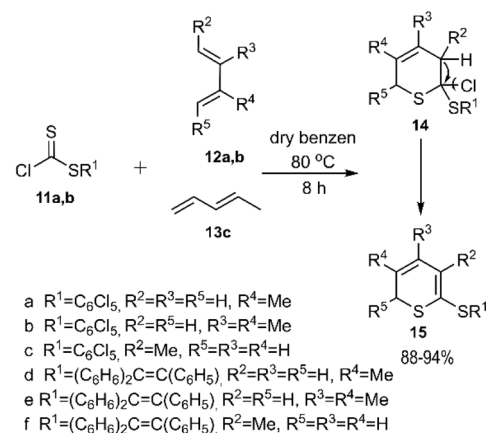
Scheme 3 Cycloaddition reaction of phosphonodifluorodithioacetate 9.



Scheme 2 Synthesis of a phosphonothiothiopyran derivatives 8a-b.

noteworthy that the product featuring an *exo*-phosphonate group 5a was the preferred cycloadduct (Scheme 1), and the use of Bu_3SnH as a Lewis acid facilitated the selective desulfanylation of the thio D–A products without disrupting the thiopyran ring (Scheme 2).^{69,70}

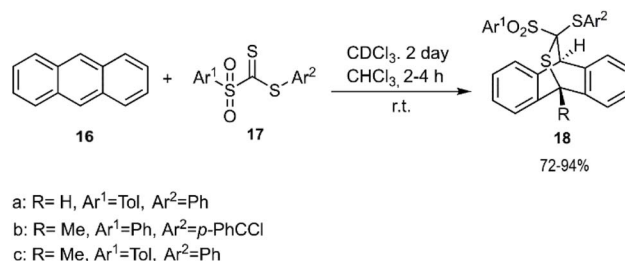
In that same year, El-Sayed and colleagues unveiled an intriguing pathway for thio D–A reactions aimed at the regioselective synthesis of 2*H*-thiopyran derivatives. The authors noted that the observed regioselectivity of the products was unexpected, yet it could be rationalized by steric effects. In their study, thioesters 11a–b reacted with dienes 12a–b and 13 to yield compound 15, which was subsequently transformed into the final product after spontaneous elimination and the removal of HCl. Dithioester 14b followed a similar pathway under identical conditions, leading to the formation of heterocycles 14e–f and 15e–f (Scheme 4).⁷¹



Scheme 4 D–A reaction of alkylcarbonochloridodithioate 11a–b with acyclic dienes 12a, 12b and 13.

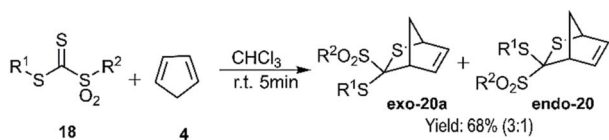
Shortly after this groundbreaking work, El-Sayed *et al.* reported a similar synthetic route for the preparation of (epithiomethano)anthracene sulfanediones 18 (Scheme 5). In their study, two anthracene derivatives ($\text{R}^3=\text{H}$, methyl) were employed as 1,3-diene species, reacting with various *C*-sulfonyldithioformate derivatives 17 to achieve excellent stereo-selectivity. This reaction subsequently led to the elimination of arenesulfonic acid from the D–A cycloadducts.⁷²

El-Sayed and colleagues proposed a hetero D–A reaction that facilitated the construction of dihydrothiopyran derivatives. This innovative approach utilized *C*-sulfonyldithioformates 19

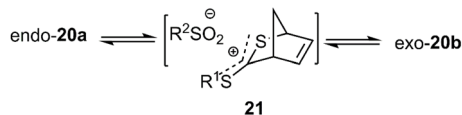


Scheme 5 D–A reaction of dienophile 17 with anthracene 16.





Scheme 6 D–A reaction of compound 19 with 1,3-pentadiene 4.

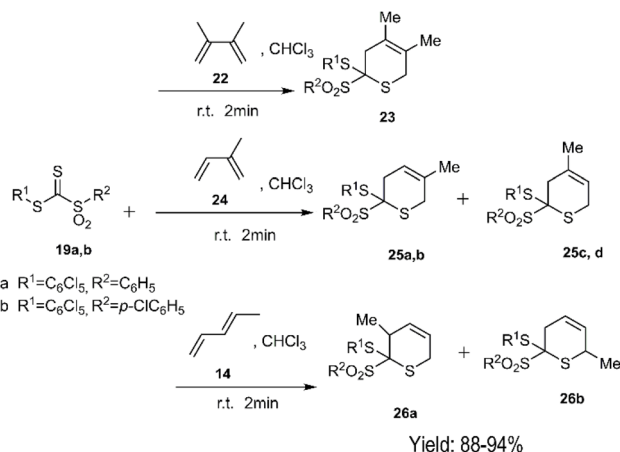
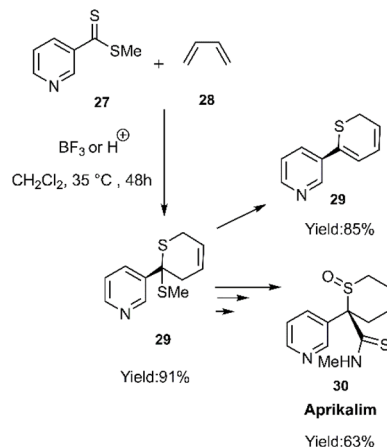
Scheme 7 Intermediate 21 in conversion *endo*-20a to *exo*-20b.

as super hetero dienophiles in combination with 1,3-dienes 4, 22, 24, and 13. Notably, when employing 1,3-pentadiene 21, the resulting products exhibited an *endo* preference at room temperature (Scheme 6).

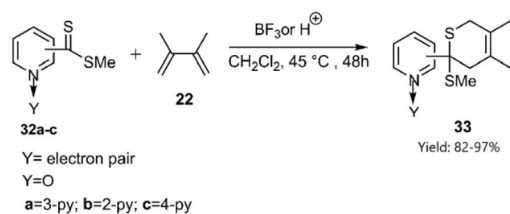
It is worth mentioning that upon chromatography on silica gel using methylene chloride as the eluent, *endo*-20a was quantitatively converted to *exo*-20b. This transformation highlights the stability of *exo*-20b due to its lower steric hindrance, facilitated through ion pair 21 (Scheme 7). The products 25a, 25b, and 26a demonstrated favourable regioselectivity (Scheme 8).⁷³

Gulea and her team explored the impact of pyridinedithioesters 27 on enhancing the reaction progress with common dienes, ultimately yielding new derivatives of the biologically relevant aprikalim 31 scaffold (Scheme 9). To further increase the reactivity of the hetero dienophile, *N*-oxide pyridine thioester 32 was employed in place of 27, resulting in satisfactory outcomes (Scheme 10).⁷⁴

In 2008, Sinnwell and colleagues introduced a novel approach by employing the thio D–A reaction to synthesize dihydro-2*H*-thiopyran functionalized poly ethylene glycol 36. In this innovative reaction, the terminal diene group is situated on

Scheme 8 D–A reaction of *C*-sulfonyldithioformates 19 with dienes 22, 24, 13.

Scheme 9 HD–A reaction of butadiene with pyridinedithioester 27.

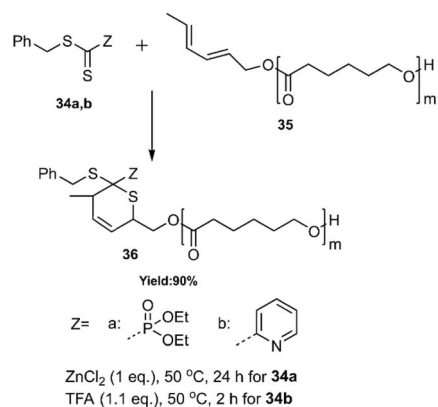


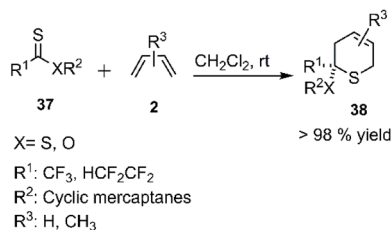
Scheme 10 HD–A reaction of butadiene derivative 22 with dithioesters 32a–c.

the polyethylene glycol, facilitating RAFT polymerization with functionalized polystyrene (see Scheme 11).⁷⁵

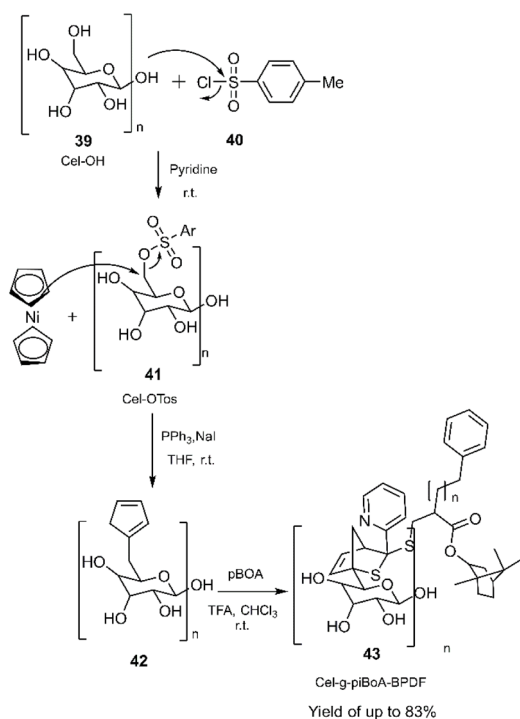
Timoshenko *et al.* reported the thio D–A reaction involving chiral polyfluoroalkylthionocarboxylates 37 and butadiene derivatives 2. The resulting compounds exhibited moderate diastereoselectivity in the Diels–Alder reactions of thioesters (refer to Scheme 12).⁷⁶

Goldmann and collaborators successfully combined RAFT polymerization with a hetero D–A reaction involving a 2-pyridinedithioester derivative 42 and cyclopentadiene grafted onto cellulose 43 (see Scheme 13).⁷⁷

Scheme 11 Preparation of dihydro-2*H*-thiopyran functionalized poly(ethylene glycol) 36 via HD–A reaction.



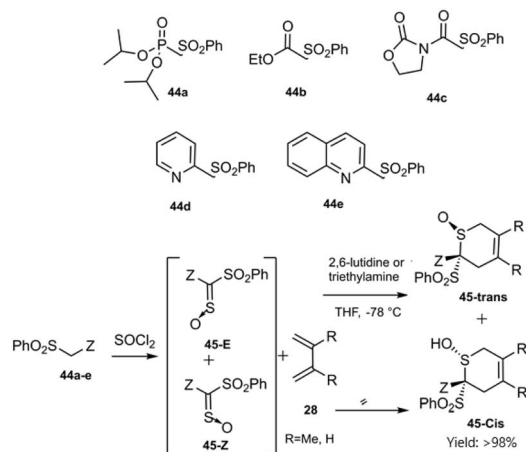
Scheme 12 Thio D–A reaction of polyfluoroalkylthionocarboxylates 37.



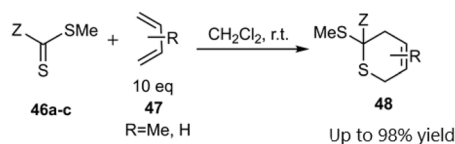
Scheme 13 A sample of HD–A reaction in order to modification of macromolecules.

Gulea's research team unveiled novel dithioester substrates as dienophiles, derived from the addition–elimination of a sulfonyl molecule (Scheme 14). The observed *trans*-selectivity at room temperature can be attributed to the significant electron-withdrawing effect of the pyridyl or quinolyl group on the sulfonyl moiety, as other thioester substrates yielded a mixture of both isomers. Expanding upon their previous work, this research team explored the reaction of three distinct chiral dithioesters with simple dienes to synthesize valuable compounds bearing novel chiral stereocenters (Scheme 15). The employment of an asymmetric Cu(II)-bis(oxazoline) catalyst facilitated chelate formation during the reaction, leveraging its impressive stereo control to achieve high diastereomeric excess (90% de). DFT studies indicated that the Si-face approach was preferred due to reduced steric hindrance (Scheme 16).^{78,79}

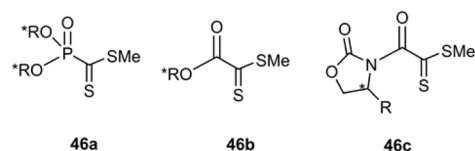
Lederer and colleagues reported a thermo-sensitive thio D–A reaction, utilizing the synthesis and application of polyfunctional dithiooxalate derivatives 49 as thiophilic dienophiles



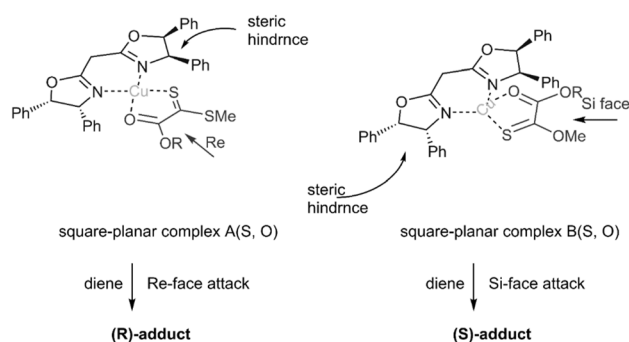
Scheme 14 HD–A reaction of butadiene derivatives 28 with dithioesters 44a–e.



chiral dithioesters:



Scheme 15 HD–A reaction of butadiene derivatives with dithioesters 47a–c.

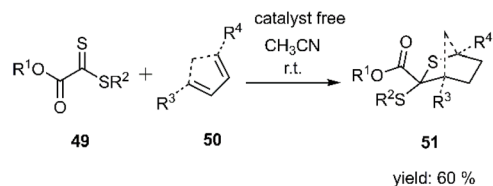
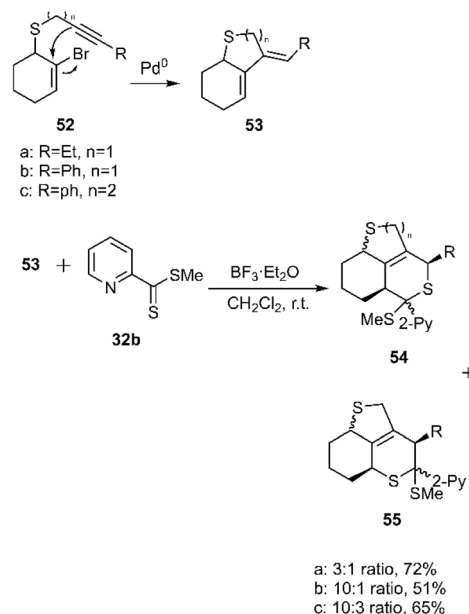


Scheme 16 Stereo chemical outcome in thio D–A reaction of dithiooxalates 47.

under ambient conditions. This reaction has been explored with a variety of dienes, encompassing cyclic and acyclic structures, as well as those exhibiting *s-cis* or *s-trans* conformations (Scheme 17).⁸⁰

Gulea *et al.* described a distinct synthetic pathway for the preparation of organosulfur compounds. *Exo*-bicyclic 1,3-dienes were accessed *via* a metal-catalyzed intermolecular

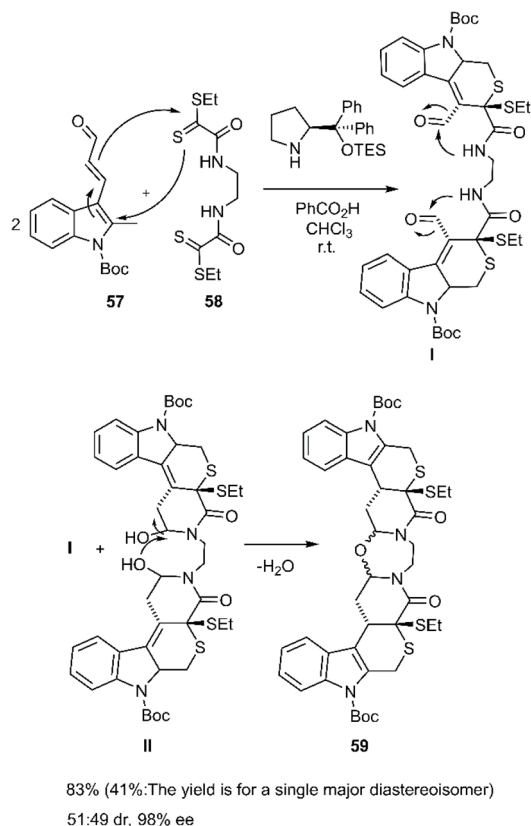
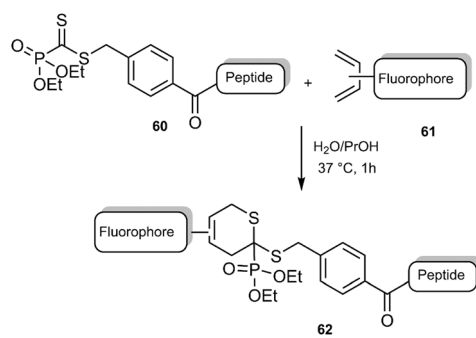


Scheme 17 HD-A reaction of thioacetate derivative **49** with different dienes.Scheme 18 HD-A reaction of methyl pyridine-2-carbodithioate **32b** and 2,3-exo-bicyclic dienes **53a-c**.

Sonogashira coupling of 2-bromocyclohex-2-en-1-ylsulfane derivatives **52a-c**. Subsequently, the *exo*-bicyclic thio dienes **53a-c** were subjected to cycloaddition reactions with various dienophiles to investigate their reactivity. The thio D-A reaction of methyl pyridine-2-carbodithioate **32b** yielded regioisomeric products **54** and **55** (Scheme 18).³

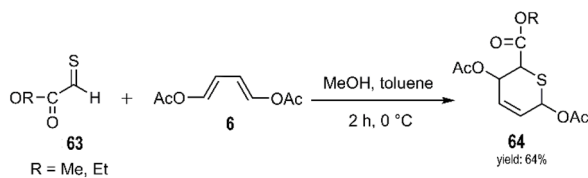
Cruz Cruz *et al.* broadened the scope of polycyclic synthesis by demonstrating a hetero-Diels-Alder/intramolecular cycloaddition cascade catalyzed by trienamines, affording nine-membered ring systems with excellent enantioselectivity. This strategy involved a double [4 + 2] cycloaddition reaction between (*E*)-oxopropenylindole carboxylate derivative **57** and bis-dithioamide **58** (Scheme 19). The group further extended this methodology to the synthesis of diverse polycycles, employing dieneals and bis-2-oxoethanedithioates **58** as starting materials.⁸¹

The Gulea research group has recently demonstrated a novel and practical application of the thio D-A reaction, extending its utility into the realm of biological imaging. This work leverages the D-A reaction for the synthesis of novel fluorescent peptides, enabling the visualization of living cells. The approach involves a straightforward, uncatalyzed click reaction between phosphodiester peptides **60** and fluorophore-decorated dienes **61** via a thio D-A cycloaddition (Scheme 20).⁸²

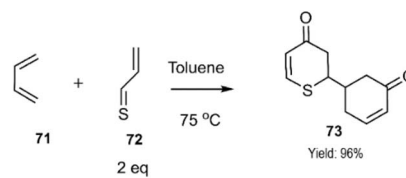
Scheme 19 D-A reaction in order to synthesize thio pyranopiperidone **59**.Scheme 20 Click thio D-A reaction in order to synthesize the peptides **62**.

1.1.2.2 Thioaldehydes. Thioaldehydes, featuring the $\text{H}-\text{C}=\text{S}$ functional group, are sulfur analogs of conventional aldehydes. They serve as valuable intermediates in the construction of complex polycyclic systems, particularly within the context of cycloaddition reactions. However, thioaldehydes are inherently unstable, readily undergoing dimerization or polymerization, and often yielding a mixture of products in their reactions. Isolation of thioaldehydes is challenging, leading to their prevalent use as *in situ* generated and consumed reagents. Nevertheless, research has demonstrated that electron-donating substituents can enhance the stability of thioaldehydes, thereby facilitating their isolation.⁸³⁻⁸⁶

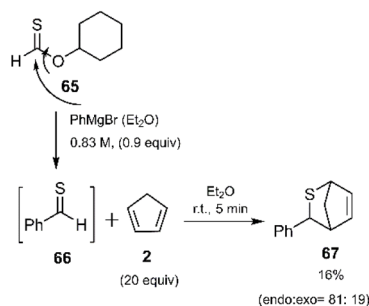




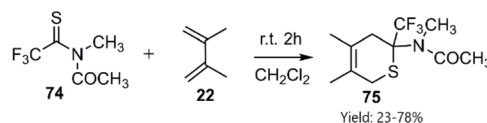
Scheme 21 Thio D–A reaction of thioaldehydes derivatives **63** and buta-1, 3-diene derivative **6**.



Scheme 24 Double cycloaddition of thioacrolein **72** with Danishevsky's diene.



Scheme 22 D–A reaction of *in situ* generated thioaldehyde **66** with cyclopentadiene.

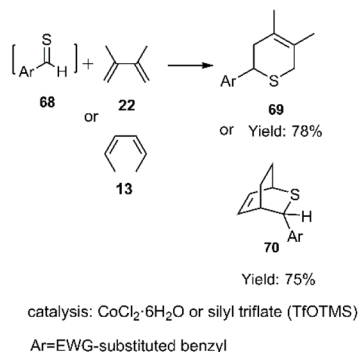


Scheme 25 D–A reaction of thioamides **78** and **79** and diene **22**.

Sakakibara and Watanabe reported an efficient and straightforward synthesis of dihydro-2*H*-thiopyran-2,5-diyl diacetate **64** through a thio-D–A reaction between thioaldehydes **63** and 1,3-butadiene derivatives (Scheme 21).⁸⁷

In situ generated thioaldehyde **66**, prepared *via* reaction with phenyl Grignard reagent, underwent a highly selective *endo*-thio D–A cycloaddition with cyclopentadiene, affording the corresponding cycloadducts as major products (Scheme 22). This rapid and innovative reaction, reported by Murai and coworkers, enabled the efficient synthesis of valuable heterocyclic compounds.⁸⁸

Tanini and coworkers reported the thionation of aldehydes through mild conditions with different catalyst systems. Thio D–A cycloadducts were produced *in situ* by trapping the corresponding thioaldehydes by diene using cobalt salt in ionic liquids or silylated catalysts (Scheme 23). Finally, *endo*-isomer dihydrothiopyran derivatives **69** and **70** were obtained with good yields.⁸⁹



Scheme 23 D–A reaction of *in situ* generated thiodienophiles **69** with dienes **22** and **13**.

Furthermore, the Nakamura research group explored the *in situ* generation of thioacrolein **72** from alysin, leveraging this reactive intermediate in a thio D–A reaction to synthesize antitumor dihydrothiopyran derivatives **73**. Notably, this highly reactive intermediate, when reacted with a pair of Danishevsky's diene molecules **71**, exhibited dual nucleophilic character, participating in a two-fold D–A cycloaddition (Scheme 24).⁹⁰

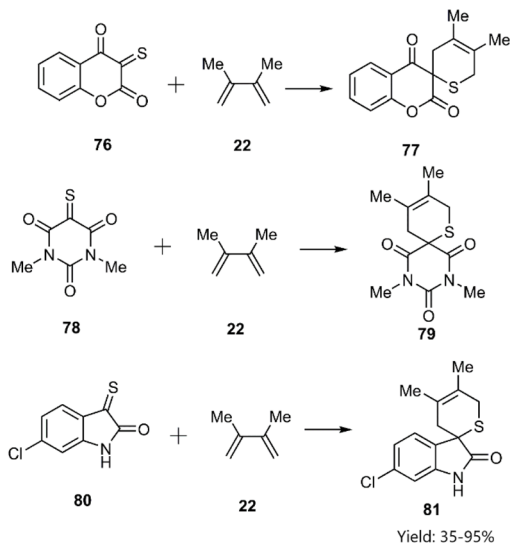
1.1.2.3 Thioamides. Thioamides, also known as thiourylenes, are characterized by the presence of the N=C=S functional group. These compounds have found applications in both drug development and biosynthesis. The enhanced resonance stabilization of thioamides compared to their amide counterparts results in a higher rotational barrier. This unique property has enabled synthetic chemists to utilize thioamides as versatile building blocks in the construction of diverse heterocyclic frameworks.^{91–94}

In a pioneering study conducted Bouillon *et al.* reported the first successful synthesis of novel dihydrothiopyran derivatives *via* a highly efficient thio-D–A reaction employing a polyfluorothioamide derivative **74**. While conventional approaches, such as increasing pressure or temperature, and the use of basic catalysts, were explored for analogous thioamides, these methods proved ineffective in achieving comparable outcomes (Scheme 25).⁹⁵

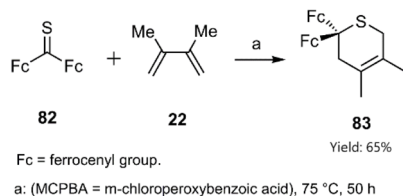
1.1.2.4 Thioketones. Thioketones constitute a prominent class of organosulfur compounds. Characteristically exhibiting orange or brown coloration, these highly reactive species serve as valuable dienophiles in cycloaddition reactions. Notable examples of thioketones include thiobenzophenone, thioxanthone, and thioisatin.^{96,97}

Shermolovich *et al.* reported the synthesis of a novel series of heterocyclic compounds featuring spirocyclic thione substituents through a thio D–A cycloaddition strategy. Their approach involved the initial selection of heterocycles bearing carbonyl functional groups. Subsequent *via* thionation of these precursors yielded α -oxo thioketones (*e.g.*, compounds **76**, **78**, and **80**), which were subsequently reacted with 2,3-dimethylbutadiene **22** (Scheme 26).⁹⁸





Scheme 26 D–A reaction of thiodienophiles **76**, **78** and **80** with 2,3-methylbutadiene **22**.

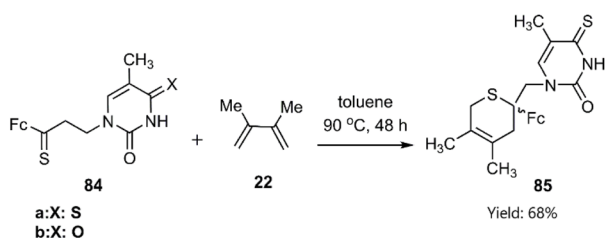


Scheme 27 HD–A reaction of thioketone **82** and diene **22**.

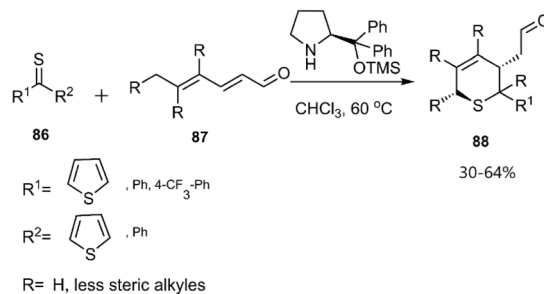
Mlostoń, Kowalski, and their colleagues developed a protocol for the synthesis of heterocycles integrated within multi-redox systems. These multi-ferrocenyl-functionalized organometallic structures were synthesized *via* a hetero D–A reaction between diferrocenyl-substituted thioketone **82** and diene **22** in the presence of an organic acid (Scheme 27).⁹⁹

Skiba and co-workers reported a facile synthetic route to two ferrocenyl-thymine-3,6-dihydro-2H-thiopyran derivatives **85**, exhibiting anticancer activity, through a thio D–A cycloaddition. This approach involved the reaction of reagent **84** with diene **22** (Scheme 28).¹⁰⁰

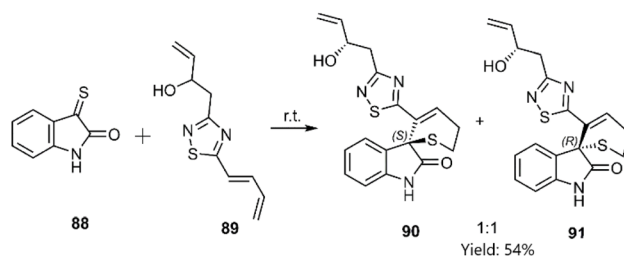
Mlostoń, Albrecht, and other coworkers reported enantioselective amine catalyzed thio D–A cycloaddition of thioketones **86** with dienals **87** (Scheme 29).^{101,102}



Scheme 28 D–A reaction of thioketones **84** with diene **22**.



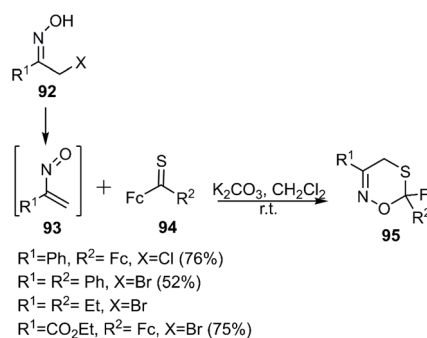
Scheme 29 Asymmetric D–A reaction of thioketones **86** with dienals **87**.



Scheme 30 D–A reaction of 3-thioxindolin-2-one **88** with diene **89**.

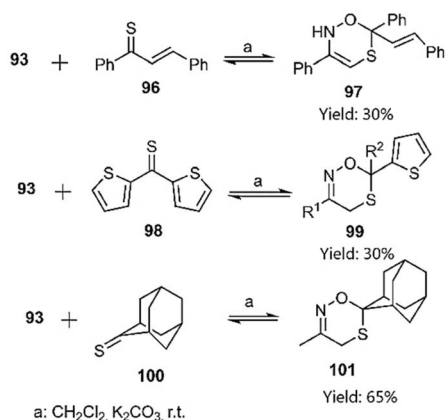
Sperry research group reported a total synthesis of Alkaloids derived from isatine indigotica *via* thio D–A reaction. Insatindiothiadiazole-derived **89** as diene synthesized in several consecutive steps, starting from natural sources, and 3-thioxindolin-2-one **88** was generated from oxindole by the sulfonation and performed *in situ* cycloaddition. The structures of the products and TSs were investigated using DFT. The interaction of π - π in the transition state has caused the high selectivity of the final product (Scheme 30).¹⁰³

In 2018, Mlostoń's research group achieved the successful synthesis of novel oxathiazine derivatives **95**, demonstrating promising potential for future applications. The presence of nitrogen, oxygen, and sulfur atoms within their structure renders these compounds attractive candidates for development as novel ligands. This synthetic pathway involved the cyclization of ferrocenyl thiones **94** with 1-nitroso-1-arylethene



Scheme 31 D–A reaction of ferrocenyl thiones **94** with 2-nitroalkyl-1-enes **93**.



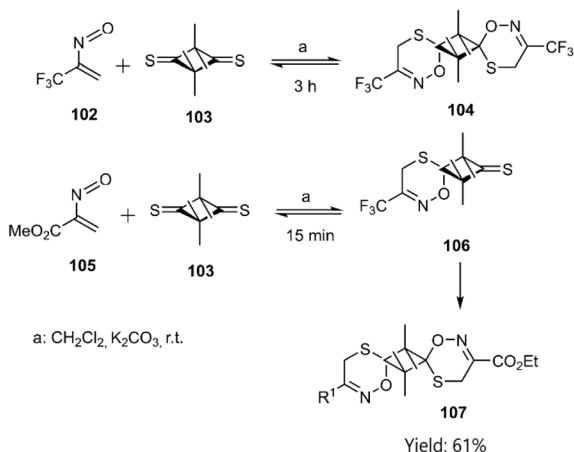
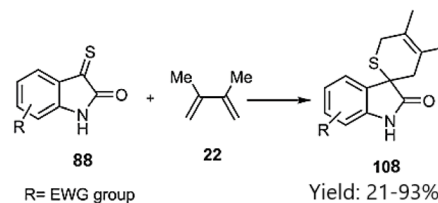
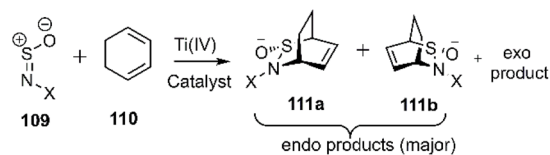
Scheme 32 Synthesis of the oxathiazine derivatives *via* D–A reactions.

derivatives **93**, originating from α -halogenacetophenone oxime substrate **92** (Scheme 31).

To demonstrate the versatility of this methodology, the reaction was further investigated with a range of thioketones, including thiochalcones **96**, 5-(thiophene-2-carbonothioyl)thiophen-2-ylidene **98**, and adamantane-2-thione **100** (Scheme 32).¹⁰⁴

The scope of this reaction was further expanded by employing α -nitrosoalkenes **102**, **105** and thioxo cyclobutane derivative **103**. Symmetrical products **107** were synthesized *via* a novel double hetero D–A reaction between dithione **103** and α -nitroso alkene **105**. Mechanistic studies revealed that steric effects govern the reaction pathway, with *trans*-selectivity favoured due to minimized steric hindrance. Notably, all reactions proceeded under mild conditions (Scheme 33).¹⁰⁵

Zhou *et al.* reported the utilization of carbonyl sulfide for the organocatalytic sulfonation of isatine derivatives. *In situ* generated thioxindolin-2-ones **88** underwent thio D–A reactions with diene **22**, leading to the formation of spiro compounds featuring indoline thiopyran-2-one skeletons **108**. A key aspect of this work was the judicious selection of solvent. DMSO proved to be an effective solvent, preventing the formation of dimeric products (Scheme 34).¹⁰⁶

Scheme 33 D–A reaction of 2-nitroalkyl-1-enes with thiodienophile **103**.Scheme 34 D–A reaction of 3-thioxindolin-2-one **88** with diene **22**.

X = Cbz: Yield: 71% (endo/exo 95:5), %ee:53 (111b)
X = Ts: Yield: 83% (endo/exo 94:6), %ee:64 (111a)

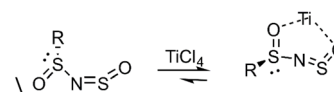
Scheme 35 Thio D–A reaction of dienophile **109** with cyclohexadiene.

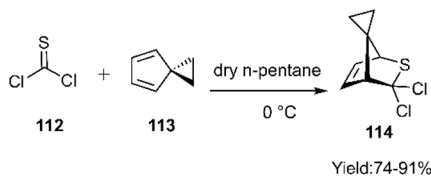
1.1.2.5 N-Sulfinyl dienophiles. *N*-Sulfinyl dienophiles, highly reactive dipolar ionic compounds, have garnered significant attention from synthetic chemists as versatile substrates for cycloaddition reactions, particularly [3 + 2] and [4 + 2] cycloaddition reactions.^{102,107,108}

Gautun *et al.* reported efficient D–A cycloadditions employing *N*-sulfinyl compounds **109** as highly activating heterodienophiles with 1,3-cyclohexadiene **110** in the presence of chiral Ti(IV)-based Lewis's acids. These reactions afforded predominantly *endo*-isomers **111a–b** with high enantioselectivity (Scheme 35). Subsequently, the same group explored the use of chiral organometallic catalysts to promote this reaction.^{109,110}

Wang and coworkers developed a diastereoselective and regioselective [4 + 2] cycloaddition of dipolar *N*-sulfinyl dienophiles **109** with various dienes. A key aspect of this reaction is the ability of the substrate to chelate to Ti²⁺ or Sn²⁺, which significantly enhances the regioselectivity of the cycloaddition (Fig. 4).¹¹¹

1.1.2.6 Thiophosgene. Thiophosgene is a highly reactive and versatile precursor characterized by two labile carbon–chlorine bonds. Its toxicity arises from its role as a toxicophore, similar to those found in fungicides like Captan and Folpet. While thiophosgene hydrolyzes more slowly than its oxygen analogue, phosgene, its pronounced reactivity makes it a valuable reagent in organic synthesis. Notably, the Diels–Alder reaction offers an efficient and practical route for converting toxic thiophosgene into useful thiopyran derivatives.^{112–114}

Fig. 4 Ti² chelate of *N*-sulfinyl dienophile.

Scheme 36 Thio D–A reaction of thiophosgene **112** and diene **113**.

Föhlisch and colleagues successfully synthesized a novel thio-tricyclic scaffold through a [4 + 2] cycloaddition reaction between thiophosgene **112** and spiro[2.4]hepta-4,6-diene **113**, yielding the corresponding adduct **114** (Scheme 36).¹¹⁵

Subsequently, Nakayama and coworkers demonstrated the utility of (*R*)-4,5-dibutyl-2*H*-thiopyran 1-oxide **115** as an efficient trapping agent in thio D–A reactions with thiophosgene **112**. This reaction exhibited excellent π -face selectivity, with cycloaddition occurring exclusively from the *syn*- π -face of the diene relative to the S=O bond, leading to the formation of the *endo*-cycloadduct **116** *via* attack at the less hindered face (Scheme 37).¹¹⁶

1.1.3 Thio-dienes. Conjugated dienes constitute an essential component of [4 + 2] cycloaddition reactions, serving either as direct reactants or as intermediates generated *in situ* (Fig. 5). Dienes can be categorized in various ways, with one primary classification based on their structural features, dividing them into cyclic and acyclic dienes.

1.1.3.1 Reactions of acyclic thiodienes. Acyclic thiodienes encompass a diverse range of examples, including unsaturated thioketones, thioesters, thioaldehydes, and thioamides, among others.

Li *et al.* investigated the thio D–A reactions of thiochalcone derivatives **96** with cyclopentadiene (Scheme 38). Notably, the substitution pattern at R^1 and R^2 was found to exert spatial control over the dimerization process. For instance, when R^1

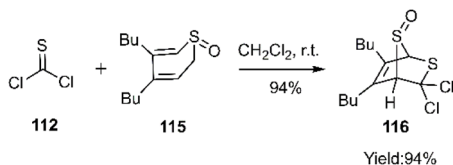
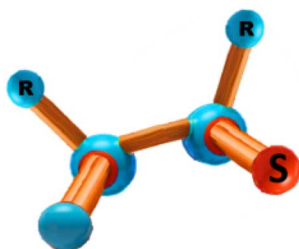
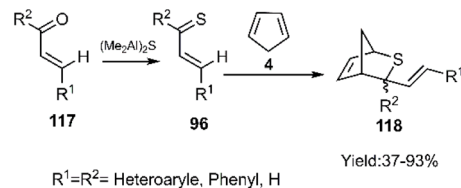
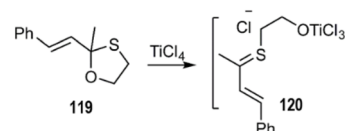
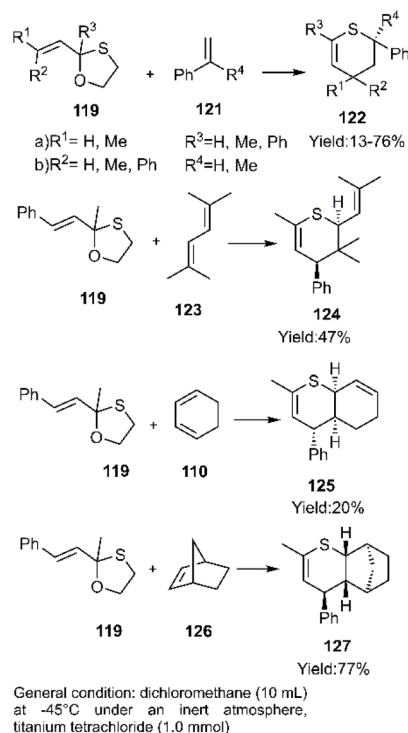
Scheme 37 Thio D–A reaction of thiophosgene **112** to synthesis of the bicyclo structure **116**.

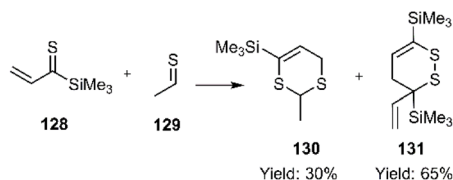
Fig. 5 Schematic of thiodienes.

Scheme 38 D–A of unsaturated thioketones **96**.

and R^2 are hydrogen, head-to-head dimerization is favoured. However, when R^1 is phenyl and R^2 is hydrogen, a preference for head-to-tail orientation is observed.¹¹⁷

D–A reactions of unsaturated 1, 3-oxathiolane derivative **117** and aliphatic and aromatic dienophiles were examined by Kerverdo and coworkers. The Lewis acidic $TiCl_4$ facilitated the regioselective ring-opening of (*E*)-2-methyl-2-styryl-1,3-oxathiolane **129** *via* coordination, generating a reactive thio-dienophile intermediate (Schemes 39 and 40). NOESY data indicated that the major products were *cis*-cycloadducts. Notably, the masked thioketone **119** effectively served as

Scheme 39 *In situ* generation of thiodiene **120**.Scheme 40 Applications of 1, 3-oxathiolane derivative **119** as masked thio diene in D–A.

Scheme 41 Thio D–A reaction of thio diene **128** and ethanethial **129**.

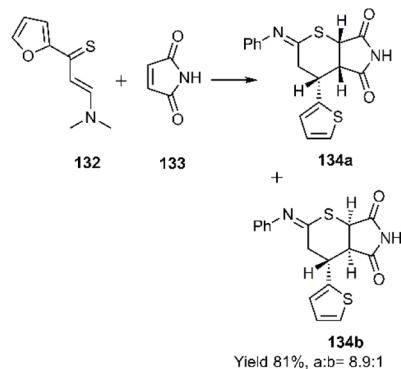
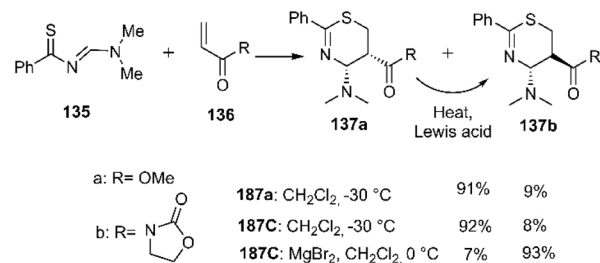
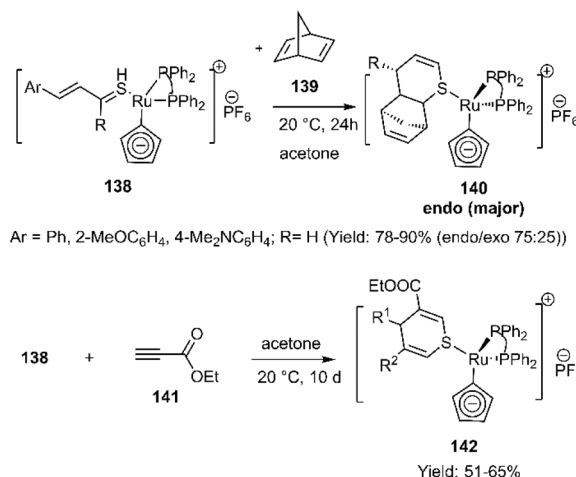
a thiodiene in these reactions with various alkenes, as depicted in Scheme 40.^{118,119}

According to report of Capperucci and coworkers, the cycloadducts **130** and **131** were obtained *via* the D–A reaction of thio diene **128** and ethanethial **129** which *in situ* formed from allene silanes (Scheme 41). Notably, self-dimerization of **131** was observed as the major product under these conditions.¹²⁰

Subsequently, Bogdanowicz-Szwed and Budzowski successfully developed a diastereoselective thio D–A reaction between the unsaturated amino thioketone **161** and 1*H*-pyrrole-2,5-dione **162** to afford tetrahydrothiopyrans **163** (Scheme 42). NOESY analysis was employed to determine the stereochemistry of the products. Interestingly, previous studies by this research group had demonstrated the ineffectiveness of this approach with EWG-substituted alkenes, including maleic acid, fumaric acid, maleimide, oxo-4-(phenylamino)but-2-enoic acid, and furan-2,5-dione.^{121–123}

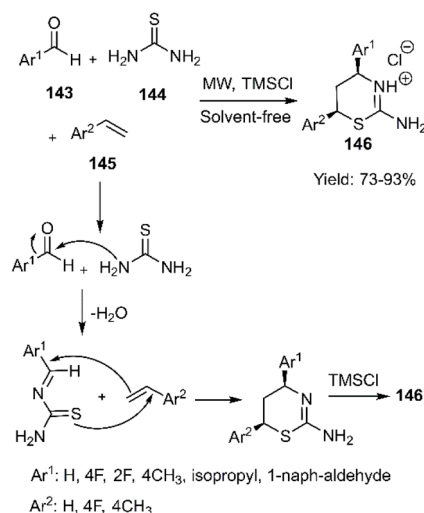
Harrison-Marchand's group pioneered the first asymmetric synthesis of thiazine derivatives. Their approach involved investigating the cycloaddition reaction of benzothioamide derivative **135** with dienophiles **136** under various conditions. Optimal results were achieved using samarium triflate as a catalyst. A stereoselectivity study of the cycloadducts revealed a temperature-dependent isomerization of **137a** to **137b**. Specifically, the *cis*-isomer underwent thermal conversion to the corresponding *trans*-isomer (Scheme 43).¹²⁴

Schenk *et al.* explored the stabilization of thioaldehydes within organometallic structures through coordination of the C=S group. They investigated the hetero D–A reaction of thio-cinnamaldehydes, employing a strategy involving the formation of ruthenium complexes of thiocinnamaldehydes **138**. Two

Scheme 42 Thio D–A reaction of unsaturated amino thioketones **132** with dienophile **133**.Scheme 43 D–A reactions of benzo thioamide derivative **135**.Scheme 44 Application of ruthenium complexes of thio cinnamaldehydes **138** in D–A reaction.

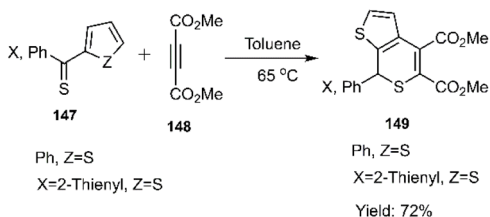
dienophiles, norbornadiene **139** and ethyl propiolate **141**, were successfully trapped by the organometallic intermediate during its formation. Steric effects were found to play a dominant role in controlling these reactions (Scheme 44).¹²⁵

The dihydro-1, 3-thiazinone derivatives **146** were produced using microwave-promoted MCRs of aryl aldehyde **143**, thiourea



Scheme 45 Domino condensation thio D–A reaction.

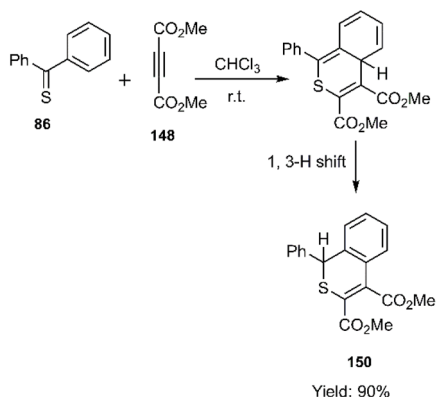


Scheme 46 Synthesis of heterocycles **149** via thio D–A reaction.

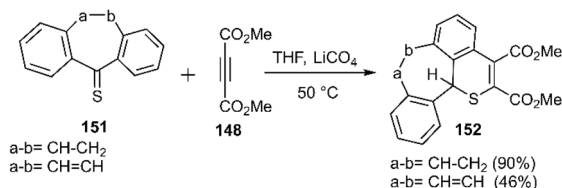
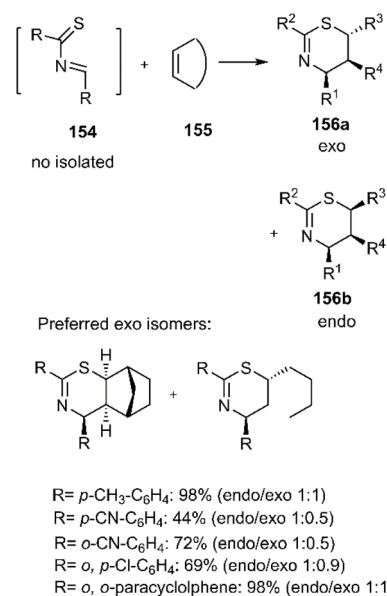
144, and vinyl aryls **145** (Scheme 45). This work was reported by Wan and coworkers. In the following, it is stated that the reaction of simple cyclohexene gave no product.¹²⁶

Mlostoń and co-workers related the synthesis of a series of polycyclic compounds through the D–A reaction of various diarylthioketones **147** with dimethyl but-2-ynedioate **148** in toluene at 65 °C (Scheme 46). This group also succeeded to establish a mild reaction of thiobenzophenone **86** with dimethyl but-2-ynedioate (Scheme 47). Expanding upon the work of Mlostoń *et al.* on thio D–A reactions, this research group explored the regioselective cycloaddition of aryl thioketones **180a–b** with dimethyl but-2-ynedioate **177**. This reaction proceeded smoothly under the same conditions when employing thioketones bearing heteroaryl substituents. Subsequently, the cycloadducts underwent oxidation to yield the final sulfone structures. Furthermore, they successfully established a mild reaction protocol for thiobenzophenone **98** with dimethyl but-2-ynedioate (Scheme 48).^{105,106,127}

Gulea and her research team developed a microwave-assisted three-component hetero D–A reaction to synthesize optically active 1,3-thiazine derivatives **156**. This innovative method involves the amination of aromatic thioamide derivatives with arylaldehydes, leading to the formation of the unsaturated thioamide **154**. This intermediate is subsequently reacted with various alkenes, including norbornene, hex-1-ene, chalcone, allyl benzene, and (*Z*)-cyclooctene. The synthetic strategy was validated through comprehensive COSY, HSQC, HMBC, and NOESY experiments. The resulting products were obtained in varying *endo/exo* ratios, with a preference for the



Scheme 47 Reaction of thiobenzophenone with dimethyl but-2-ynedioate.

Scheme 48 Synthesis of heterocycles **152** and **153** via thio D–A reaction.

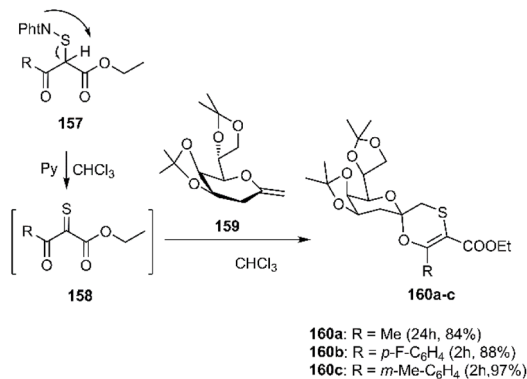
Scheme 49 HD–A reaction to generate active optical 1,3-thiazines.

exo-approach observed in the cases of norbornene and hex-1-ene (see Scheme 49).^{128–130}

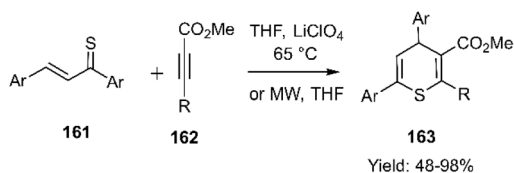
Richichi *et al.* conducted a series of elegant studies that elucidated a stereoselective inverse electron demand [4 + 2] cycloaddition. This innovative approach involved the *in situ* generation of reactive α -dioxothiones **158**, which subsequently reacted with glycosyl substrates **159**, yielding KDO-based glycosyloxathiins **160** as a promising biological scaffold (see Scheme 50).¹³¹

Mlostoń's group investigated the cycloaddition of thiochalcone derivatives **161** with acetylene carboxylates **162**. These reactions were explored under two distinct conditions: in the presence of LiClO₄ in THF at 65 °C and under microwave irradiation. Notably, microwave irradiation led to enhanced yields and a significant reduction in reaction time compared to conventional heating. Subsequently, Mlostoń, Albrecht, and

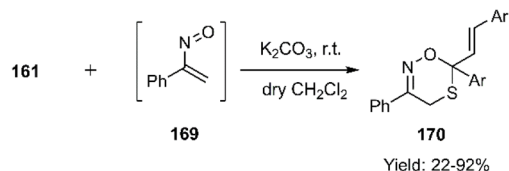
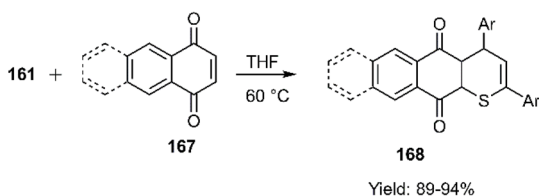
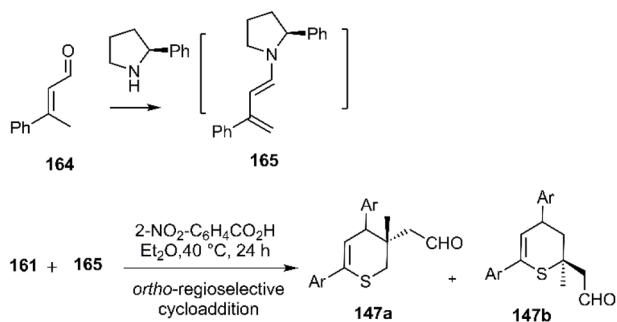




Scheme 50 Synthesis of 2,3-dihydro-1,4-oxathiane derivatives 160.



Ar = Phenyl; Thiophen-2-yl; Furan-2-yl; Selenophen-2-yl
R = CO₂Me, H



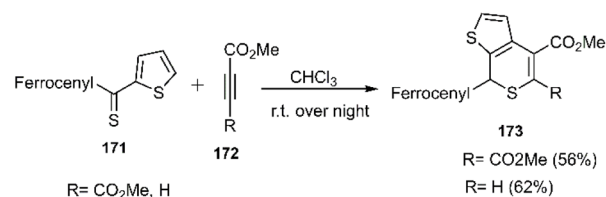
Scheme 51 Thio D-A reaction thiochalcones 161.

colleagues¹⁰¹ explored the synthesis of bioactive compounds *via* an asymmetric inverse-electron-demand thio D-A reaction of the thiochalcone derivatives with electron-deficient alkenes 165 as reaction partners, affording the desired products in excellent yields. The results demonstrated a high degree of *ortho*-

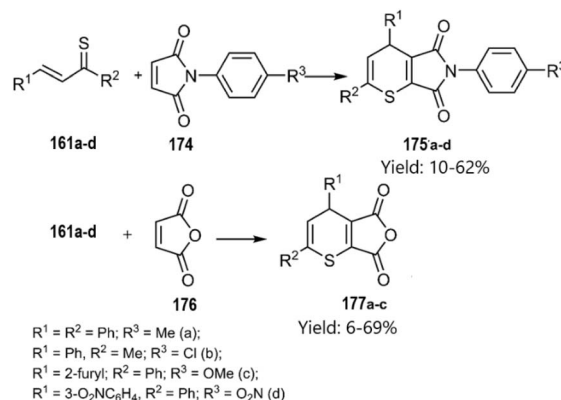
regioselectivity, a phenomenon previously unreported in the literature. In 2018, an unprecedented synthesis of thiochromenedione derivatives 168 was achieved *via* a D-A reaction. Notably, the anticipated oxo D-A reaction pathway was not observed. The proposed mechanism identified intramolecular hydrogen bond formation in the enol form of 1, 4-quinones, which amplified the electrophilicity of the C (3) position and accelerated the reaction. Then, they investigated the cycloaddition of α -nitroso alkene 169 with thiochalcones. Despite the possibility of eight isomeric products, the reaction exclusively produced 170, incorporating all three heteroatoms within the ring. A combination of experimental evidence and theoretical insights suggests that the reaction proceeds under kinetic control (See all three cases respectively in Scheme 51).

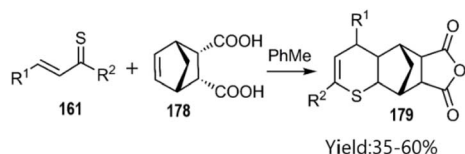
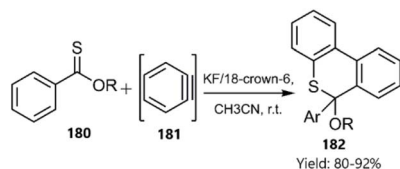
In continuation of Mlostoń's research in 2018, the scope and versatility of thiodienes were broadened under conventional conditions through the utilization of heteroaryl thiones bearing a ferrocenyl moiety 171 affording products with perfect regioselectivity. Importantly, attempts to synthesize isomeric thiochalcones by altering the aryl group at the C (1) position and the ferrocenyl (Fc) group at the C (3) position proved unsuccessful (Scheme 52).^{101,104,105,132}

Merkulova *et al.* extended the scope of hetero-D-A reactions by employing *in situ* generated thiochalcones 161a-d as thio dienes in reactions with *N*-aryl maleimides 174 and furan-2,5-dione 176, leading to the synthesis of thiopyran heterocycles. Lawesson's reagent served as a sulfurization agent for α,β -unsaturated ketones, enabling the *in situ* generation of thiochalcones, which acted as active thiodienes in the D-A reaction (Scheme 53) According of their next report, catalyst-free thio



Scheme 52 Thio D-A reaction of heteroaryl thione bearing ferrocenyl 171 with dienophile 172.

Scheme 53 Hetero-D-A reaction of *in situ* thiochalcones 186.

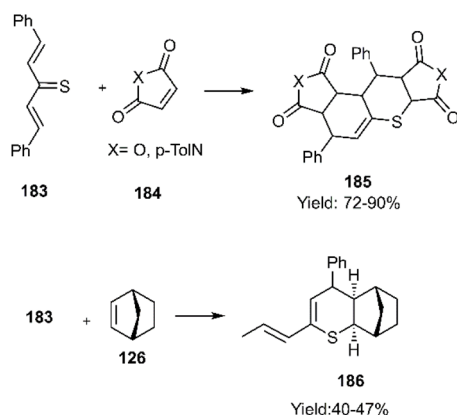
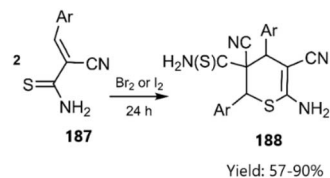
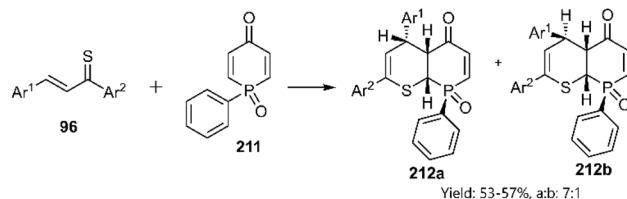
Scheme 54 Thio D–A reaction of *in situ* thiochalcones **161**.Scheme 55 Thio D–A reaction/aromatization of aryl thionoesters **180**.

D–A cycloadditions of *in situ* generated thiochalcones with itaconic, maleic, and 5-norbornene-2,3-dicarboxylic anhydride **178** in organic media afforded novel dihydrothiopyran scaffolds in excellent yields. Spectral data confirmed the predominance of the *exo*-product in the cycloaddition with the norbornene derivative (Scheme 54).^{133,134}

Du *et al.* described a tandem thio D–A reaction/aromatization strategy for the synthesis of 6*H*-benzo[*c*]thiochromene derivatives **182** without the need for a metal catalyst. The proposed mechanism involves the reaction of aryl thionoester derivatives **180** as dienes with *in situ* generated benzyne **181** (Scheme 55).¹³⁵

In 2022, the Merkulova group reported a double *in situ* thio D–A reaction employing a 1,4-diene-3-thione derivative **183** with various dienophiles to construct a series of fused polycyclic structures based on thiopyran. The electronic nature of the dienophile proved crucial, as the use of electron-donating dienophiles resulted in a single cycloaddition with moderate to low yields. When norbornene **126** was employed as the dienophile, spectral data indicated a preference for the *exo*-product (Scheme 56).¹³⁶

Recently, Dotsenko's research group unveiled the synthesis of executable access dihydro-2*H*-thiopyran-3-carbothiamide

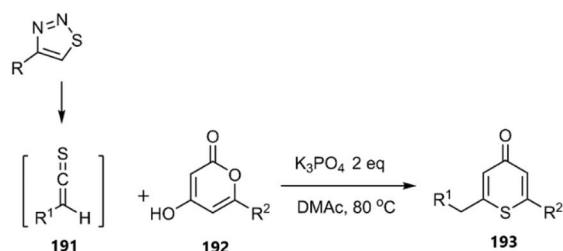
Scheme 56 Double D–A reaction of unsaturated thio diene **183**.Scheme 57 Synthesis of dihydro-2*H*-thiopyran-3-carbothiamides **188**.Scheme 58 Synthesis of trihydrophosphinino[2,3-*b*]thiopyran-5-one 8-oxide derivatives **190**.

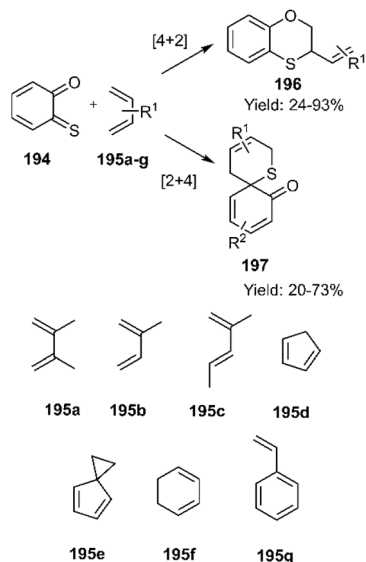
derivatives **188** via a thio D–A reaction of (*E*)-2-cyano-3-phenylprop-2-enethioamide **187**. During this process, the *E*-isomer of the Knoevenagel product **215** underwent dimerization through cycloaddition in the presence of iodide or bromide (see Scheme 57).¹³⁷

In a groundbreaking project, Mlostoń's research team endeavoured to synthesize rare structures from thiopyran scaffolds. They successfully prepared a *P,S*-cycloadduct exhibiting an *endo*-attack preference through a thiophilic D–A cycloaddition involving thiochalcones **96** and phosphinine 1-oxides **189** (see Scheme 58).¹³⁸

In 2024, Huang *et al.* introduced an innovative thio D–A process. Utilizing a pentagonal 1,2,3-thiadiazole ring intermediate, they generated *in situ* alkene-1-thiones **191** as vibrant thiodienophiles. These compounds underwent thio D–A cycloaddition with 4-hydroxy-2-pyrones **192** in dimethylacetamide solvent, resulting in the formation of 2-methyl-6-(4-(trifluoromethyl)benzyl)-4*H*-thiopyran-4-one **193** (see Scheme 59).¹³⁹

1.1.3.2 Cyclic thio dienes. These compounds typically consist of unsaturated derivatives of notable thiocycles, including thiochromenes, indoline-2-thiones, *o*-thioquinones, and thiazolones. Alternatively, they may represent unsaturated transition state formed *in situ* from unstable precursors.

Scheme 59 Thio D–A reaction of *in situ* generated alkene-1-thiones **191** with 4-hydroxy-2-pyrones **192**.

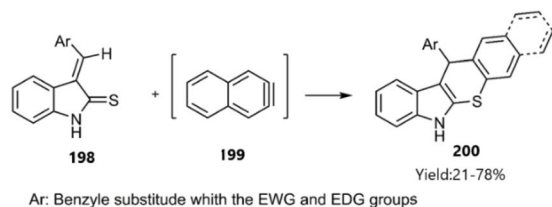


Scheme 60 [4 + 2] and [2 + 4] cycloadditions of *o*-thio quinones (*o*-TQ) **194** in both the role of diene and dienophile **195a–g**.

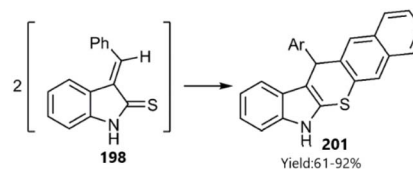
Menichetti and coworkers have investigated stereospecific inverse electron demand D–A reactions of *o*-thio quinones (*o*-TQs) **194** with various trapping agents containing cyclic and acyclic dienes **195a–g**, over the years consecutively. Interestingly, this research team has introduced (*o*-TQs) in both the role of diene and dienophile which are named [4 + 2] and [2 + 4] cycloadditions respectively. In Scheme 60, an illustrative example is given for this purpose (Scheme 60).^{140–142}

Biehl and coworkers earned an available π -bond to participate in the Knoevenagel-thio D–A reaction by synthesizing arynes *in situ*. This approach allows for the use of various C=S functionalized molecules, such as unsaturated indoline-2-thione **198**, in the synthesis of fascinating polycyclic structures (Scheme 61).¹⁴³

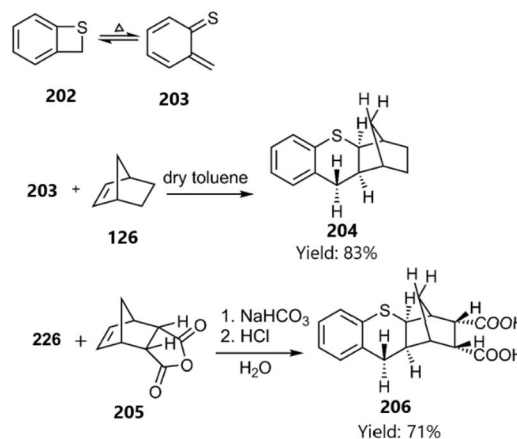
Research conducted by Matloubi Moghaddam's team revealed that Knoevenagel-thio D–A dimerization facilitated the catalyst-free synthesis of functionalized dihydrothiopyran **201** in an aqueous medium. The self-cycloaddition of unsaturated indoline-2-thione **198** was rationalized through resonance interactions involving the C=S bond and the nitrogen lone pair, with the unsaturated position acting as the dienophile in the corresponding substrate (Scheme 62).¹⁴⁴ In a subsequent report, this group explored the reaction of unsaturated



Scheme 61 Thio D–A reactions of unsaturated indoline-2-thione **198** and arynes **199**.



Scheme 62 Formation of functionalized dihydrothiopyran **201**.



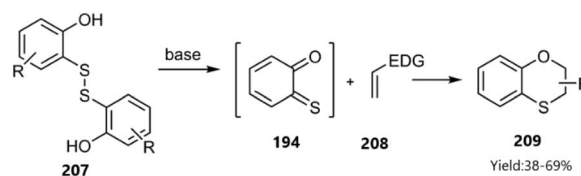
Scheme 63 D–A reactions of 6-methylenecyclohexa-2,4-diene-1-thione **203**.

indoline-2-thiones with fullerene, resulting in a macromolecular D–A reaction that effectively functionalized the fullerene.¹⁴⁵

In a report by Meier and colleagues, thio bicyclooctatriene **202** was converted into 6-methylenecyclohexa-2,4-diene-1-thione **203** upon heating. Subsequently, the D–A reaction of the resulting thio diene with norbornene derivatives **126** and **205** yielded polycyclic products **204** and **206**, favouring an *exo*-approach in the process (see Scheme 63).¹⁴⁶ Earlier, Hegab's group had documented the regioselective reaction of indene-1-thione derivatives with 3,4-dichlorofuran-2,5-dione *via* a similar methodology.¹⁴⁷

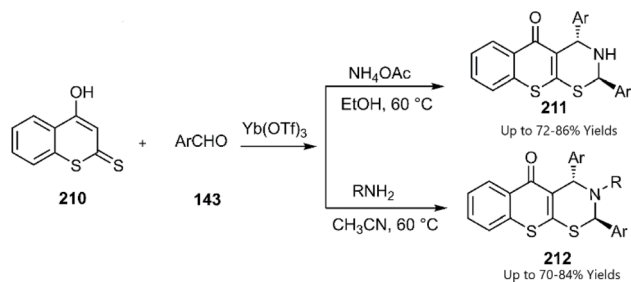
Viglianisi's group successfully synthesized *o*-TQs **194** as heterodienes *in situ*, leading to the formation of biologically active 2,3-dihydrobenzo[*b*][1,4]oxathiines **209**. Notably, these heterocycles exhibit sweetness significantly surpassing that of sucrose and possess antioxidant properties (see Scheme 64).¹⁴⁸

After that, Khan's group reported the synthesis of heterocycles **211** and **212** through a domino Knoevenagel thio Diels–Alder reaction (KTDA) (see Scheme 65). This reaction was catalyzed by Yb(OTf)₃, demonstrating good regioselectivity as



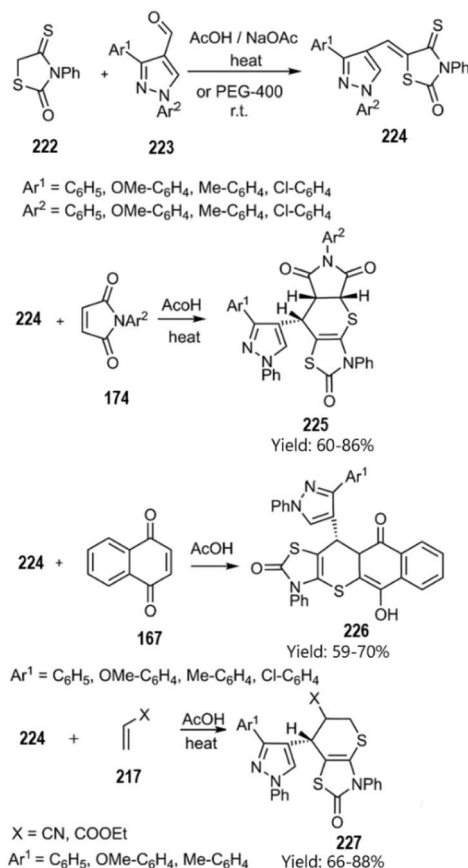
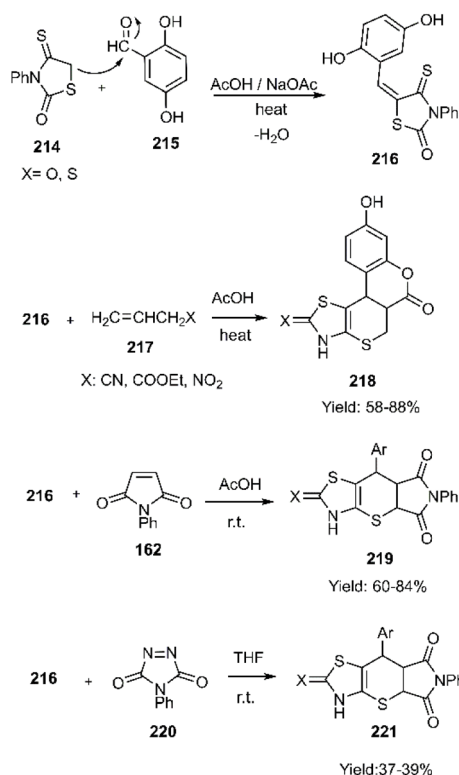
Scheme 64 Preparation of 2,3-dihydrobenzo[*b*][1,4]oxathiines **209**.



Scheme 65 Domino reactions of 4-hydroxydithiocoumarin **210**.

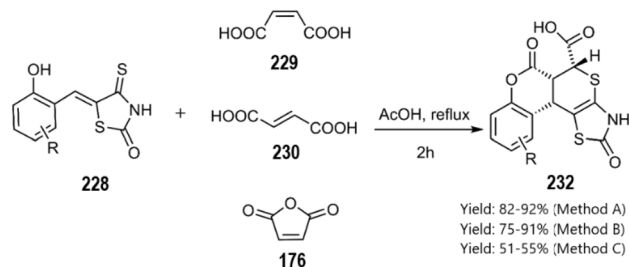
confirmed by 2D-NOE spectra. Various benzaldehyde derivatives were employed in condensation reactions with 4-hydroxydithiocoumarin **210**, although reactions involving aliphatic and heteroaromatic substrates proved unsuccessful. Following this, the addition of ammonium acetate or primary amines to benzaldehyde resulted in the formation of imines, which subsequently underwent cycloaddition with the generated thio diene.¹⁴⁹

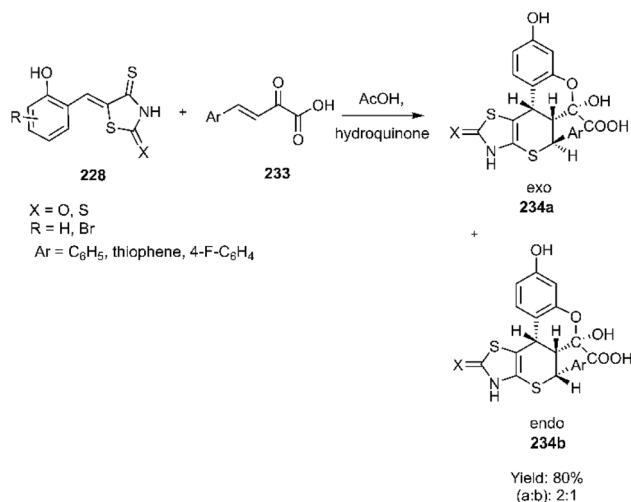
Metwally and colleagues successfully synthesized a series of thiopyrano[2,3-*d*]thiazole derivatives featuring a pyrazole moiety through a domino Knoevenagel thio Diels–Alder reaction. Their findings suggest that these compounds may hold significant potential in cancer treatment. According to their report, the catalyst-free KTD–A reaction of unsaturated thiazolidine-2-one derivatives **216** and **224** with various Michael

Scheme 67 KTDA reaction of unsaturated thiazolidine-2-one derivative **224**.Scheme 66 KTDA reaction of unsaturated thiazolidine-2-one derivative **216**.

acceptors, including ethyl acrylate, acrylonitrile, 3-nitroprop-1-ene **217**, pyrrole-2,5-dione **162**, triazole-3,5(4*H*)-dione **220**, and 1,4-naphthoquinone **167** yielded the corresponding products (see Schemes 66 and 67).^{150,151}

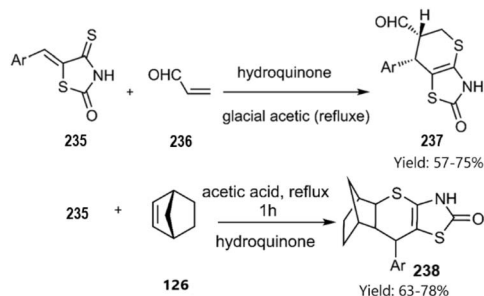
The Lesyk team selected maleic acid **229**, fumaric acid **230**, and furan-2,5-dione **176** as dienophiles to engage in thio D–A reactions with EWG substituted (hydroxybenzylidene)-4-thioxothiazolidin-2-ones **228**. Over the subsequent years of research on unsaturated thiazolidinones, it was noteworthy that all reactions consistently produced the same product **231**, with maleic acid yielding the highest output (see Scheme 68).^{152,153} In the continuation of research on the thioxothiazolidin-2-ones by

Scheme 68 Synthesis of thiopyrano [2,3-*d*] thiazole-5-carboxylic acid bearing chromen derivatives **232**.

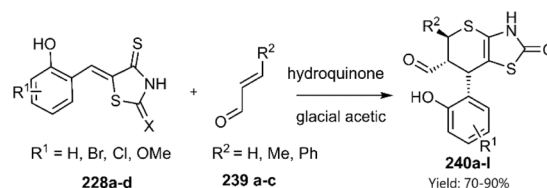


Scheme 69 Synthesis of heterocycles based chromeno thiopyrano thiazole **234a-b**.

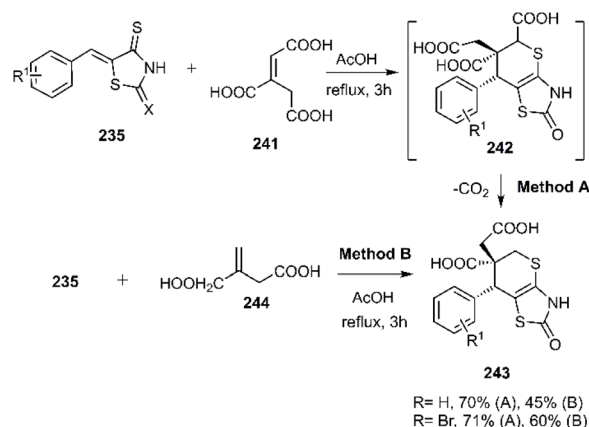
Leski and his colleagues. A series of thiopyranothiazole structures have been elegantly synthesized through a tandem acylation thio D–A reaction facilitated by hydroquinone. The heightened reactivity of the unsaturated position in (*E*)-2-oxo-4-arylbut-3-enoic acid **233** renders it an ideal dienophile, resulting in its reaction with 5-ylidene-4-thioxo-2-thiazolidinone **228** to produce a mixture of *endo/exo*-adducts in a diastereomeric ratio of 2:1 (Scheme 69).¹⁵⁴ In Further research under Lesyk's supervision, they successfully synthesized anticancer and antiviral thiopyranothiazoles **237**, **238** (see Scheme 70).^{155–158} In 2017, the research team led by Lesyk investigated the D–A reaction of *o*-phenolic 4-thioxo-2-thiazolidinone derivatives **228** with a variety of unsaturated aldehydes **239**, as illustrated in Scheme 71.¹⁵⁹ Subsequently, they investigated D–A reactions of 4-thioxo-2-thiazolidinone **235** with aconitic acid derivatives (Scheme 72).^{160,161} Also, delineated two efficient synthetic pathways for constructing thiopyranothiazole skeletons and succeeded in the synthesis of spiro-substituted thiopyranothiazoles by devising a multi-component reaction involving unsaturated thioxo-2-thiazolidinones **235**, *trans*-aconitic acid **245**, and aniline derivatives **246**, as illustrated in Scheme 73 (Method A). Remarkably, identical products were also obtained using arylpyrrolidin-3-ylidene derivatives **265a-c** (Method B).¹⁶⁰ In



Scheme 70 Synthesis of biological thiopyrano [2,3-*d*] thiazoles **237** and **238**.



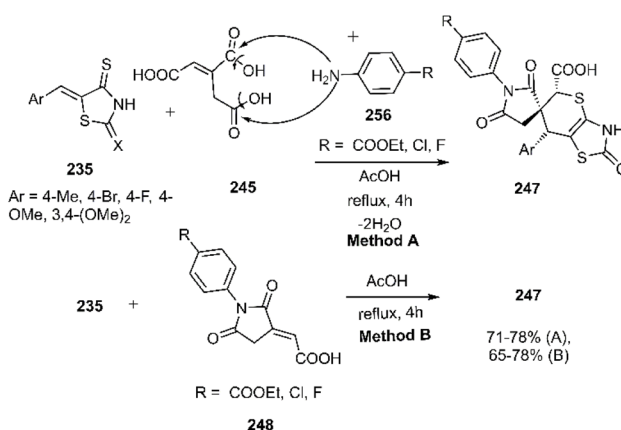
Scheme 71 Synthesis of thiopyrane derivatives **240**.



Scheme 72 Thio D–A reactions of thioxo-2-thiazolidinones **235**.

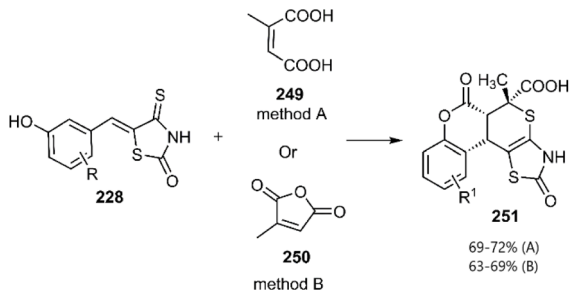
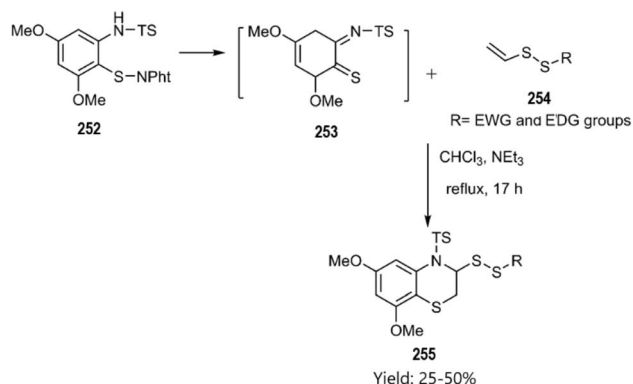
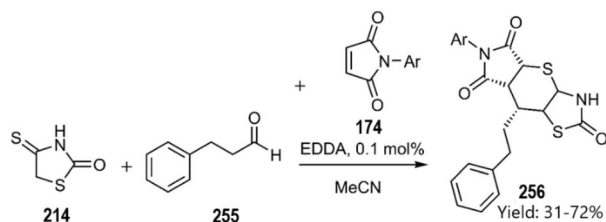
2021, Lesyk *et al.* reported a thio D–A reaction of unsaturated thioxazolones **228** with citraconic acid **249**, achieving high regio- and stereoselectivity followed by intramolecular lactonization. This approach yielded the same products utilizing 3-methylfuran-2,5-dione **251** as the diene, as depicted in Scheme 74.¹⁶²

In the same year, Witt research team conducted an investigation that led to an inverse electron-demand [4 + 2] cycloaddition. The corresponding benzo[*b*][1,4]thiazines **255** were synthesized through the cycloaddition of *o*-iminiothioquinone intermediate **253** with vinyl disulfide derivatives **254** the under moderate conditions, as illustrated in Scheme 75.¹⁶³



Scheme 73 Product observed in D–A reaction of unsaturated thiazolactone **235**.



Scheme 74 Thio D–A reaction of unsaturated thiazolactone **228**.Scheme 75 Thio D–A reaction of the derivative **253** with substituted vinyl disulfide **254**.Scheme 76 Domino-KTDA reaction in order to synthesis thiopyranothiazole derivatives **256**.

In 2022, Lesyk *et al.* explored a novel multicomponent reaction involving 4-thioxothiazolidin-2-one **214**, 3-phenylpropanal **255** and pyrrole-2,5-dione **174**. These chemical motifs were efficiently generated through a domino KTDA reaction, resulting in the successful synthesis of polycycle **256** in a single pot with commendable diastereoselectivity (Scheme 76).¹⁶⁴

1.2 Step-wise reactions

While the Woodward-Hoffmann rules apply exclusively to concerted reactions, certain orbital interactions can prompt a reaction to follow a stepwise pathway, ultimately producing the allowed cycloadduct. The term “stepwise” refers to reactions that yield products through two or more sequential steps (Fig. 6). The stepwise mechanism can be accomplished by passing through either a zwitterionic or diradical intermediate.^{165,166} Distinguishing between concerted and stepwise mechanisms

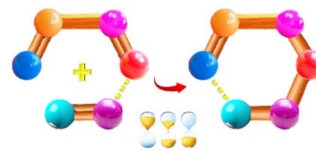


Fig. 6 General schematic of stepwise [4 + 2] cycloaddition reactions.

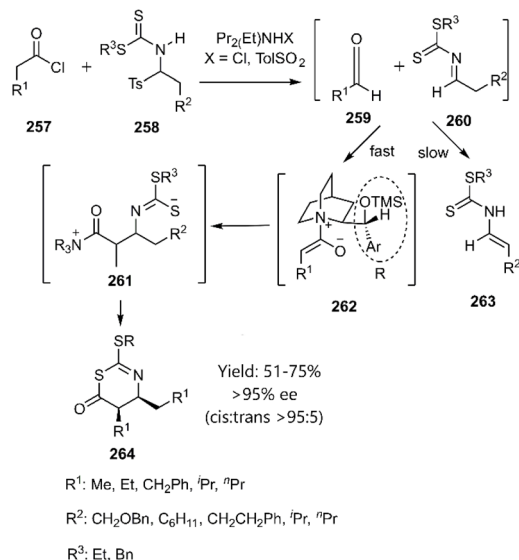
remains a key challenge in cycloaddition chemistry, a subject that has been extensively debated by researchers. Numerous theories have been proposed to elucidate the factors governing the progression of cycloaddition reactions along single-step or stepwise pathways. Stereoselectivity has often been highlighted as a critical indicator for determining the reaction mechanism¹⁶⁷ while steric hindrance can occasionally obstruct concerted pathways.^{168,169} Additionally, the polarity of reaction media to stabilize zwitterionic intermediates and the presence of specific substituents on precursors can push the mechanism toward a stepwise route.^{170,171} Computational chemistry has also provided valuable insights into distinguishing reaction mechanisms.¹⁷² By calculating the concert energy—defined as the activation energy difference between concerted and stepwise pathways—scientists can predict the preferred reaction pathway.¹⁷³ These computational studies have also identified the presence of anti-transition states in two-step reactions.^{67,174,175} One proposed criterion suggests that if the formation of the second carbon–carbon bond during cycloaddition exceeds 30 femtoseconds, the reaction is classified as stepwise. This body of research underscores the intricate interplay of stereo electronic factors, substituent effects, and computational models in advancing our understanding of cycloaddition mechanisms.^{176–178} Overall, the stepwise cycloaddition exhibits lower stereospecificity than its concerted counterpart.¹⁷⁹ Over the past two decades, organic chemists have made significant strides in the stepwise synthesis of thiopyran, demonstrating success in both experimental and computational methodologies.¹⁸⁰

1.2.1 Zwitterion mediated. Zwitterion refers to a structure with both negative and positive charge. Stepwise cycloaddition reactions predominantly proceed through zwitterionic intermediates, particularly when the reaction mechanism is governed by polar interactions. The incorporation of polar solvent or ionic liquids can facilitate the progression of the reaction pathway through these zwitterionic intermediates in a controlled manner. The stepwise mechanism involving a zwitterionic intermediate can be further elucidated by examining the sensitivity of the reaction rate to the presence of EWGs and EDGs.^{165,180–185}

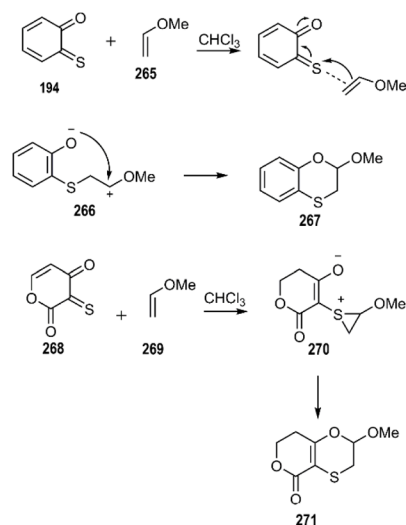
Nelson and co-workers reported an *in situ* thio D–A reaction between ketene derivatives and *N*-thioacyl imines, facilitated by an alkaloid catalyst. This catalyst promoted the reaction through coordination to the TS, stabilizing a pseudo-chain-conformer geometry **263** (Scheme 77).¹⁸⁶

Toma and colleagues employed computational methods to investigate HD–A reaction of *o*-thioquinoline **194** with methyl vinyl ether **265**. Their findings suggest a two-step mechanism





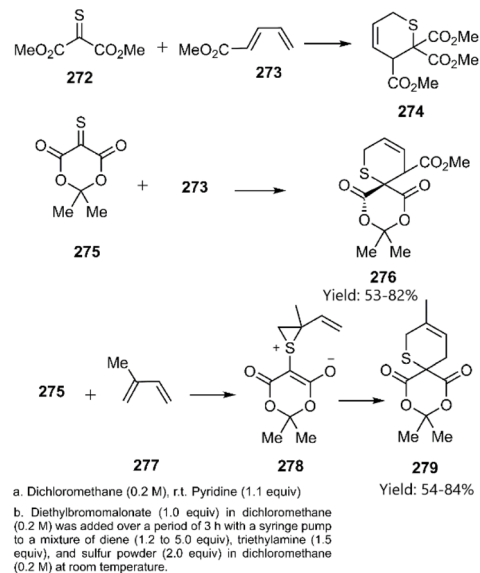
Scheme 77 The mechanism for the stepwise [4 + 2] cycloadditions of the dithioester 260.



Scheme 78 Possible mechanism of the [4 + 2] cycloaddition of α -oxothiones.

involving the formation of a zwitterionic intermediate **266**. Furthermore, they explored the cycloaddition of 3-thioxo-2H-pyran-2,4(3H)-dione **268** as a heterodiene, comparing its reactivity to that of *o*-thioquinolines. These studies relied on DFT calculations to elucidate the reaction pathway (Scheme 78). Notably, they identified a unique intermediate **270** along the reaction coordinate, a feature potentially attributed to the enhanced electron density on the sulfur atom.¹⁸⁷

Dory and co-workers investigated the mechanism and regioselectivity of the [4 + 2] cycloaddition reactions of thionoanalogs, specifically acetic 2-methoxy-2-oxoethanethioic anhydride **272** and thio-Meldrum's acid **275**, with 1,3-dienes. They proposed a stepwise mechanism involving the formation of



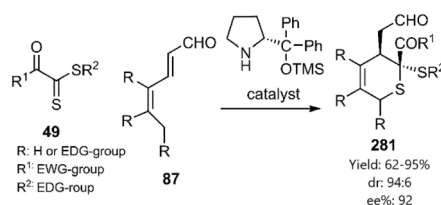
Scheme 79 Examples of [4 + 2] cycloaddition of thio-carbonyl derivatives through zwitterionic intermediate.

a zwitterionic intermediate **278**, accessed *via* an inverse [2 + 1] cycloaddition pathway (Scheme 79).¹⁸⁸

Jørgensen *et al.* developed a novel approach to enhance the enantioselectivity and reactivity of dithioesters **49** with hexadienal derivatives **87** through the *in situ* generation of catalyst-bound dienes. This methodology facilitates the formation of thio D-A adducts *via* a zwitterionic intermediate. The authors demonstrated that EWG-activated thiodienophiles significantly improves both diastereo- and enantioselectivity in the D-A reaction (Scheme 80).¹⁸⁹

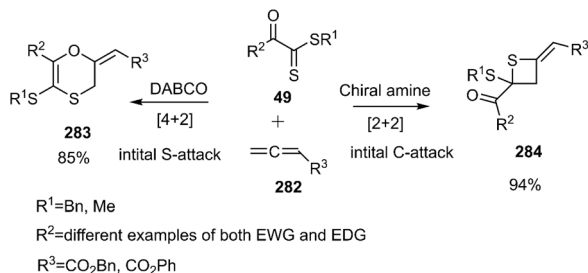
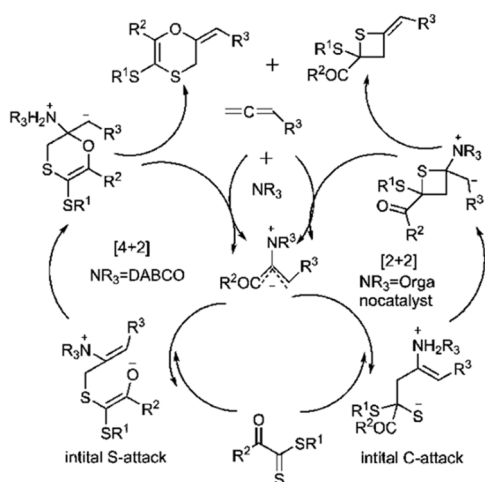
Wei and coworkers reported the first example of a controllable and stereoselective [4 + 2] and [2 + 2] cycloaddition reaction between allenates **282** and dithioesters **49** (Scheme 81). They demonstrated that the choice of nucleophilic amine catalyst controlled the selectivity between these two cyclization pathways. The formation of a zwitterionic intermediate enables both [4 + 2] and [2 + 2] cycloadditions, depending on the site of attack. For instance, DABCO catalysis favors the formation of the [4 + 2] cycloadduct **283**, proceeding through an initial sulfur (S)-attack. Conversely, chiral amine catalysts promote an initial carbon (C)-attack, leading to the [2 + 2] cycloaddition reaction (Scheme 82).¹⁹⁰

Hoye and coworkers explored alternative pathways for [4 + 2] cycloaddition reactions. Their approach utilized the HDDA



Scheme 80 D-A reaction of dithioesters **49** with diene **87**.



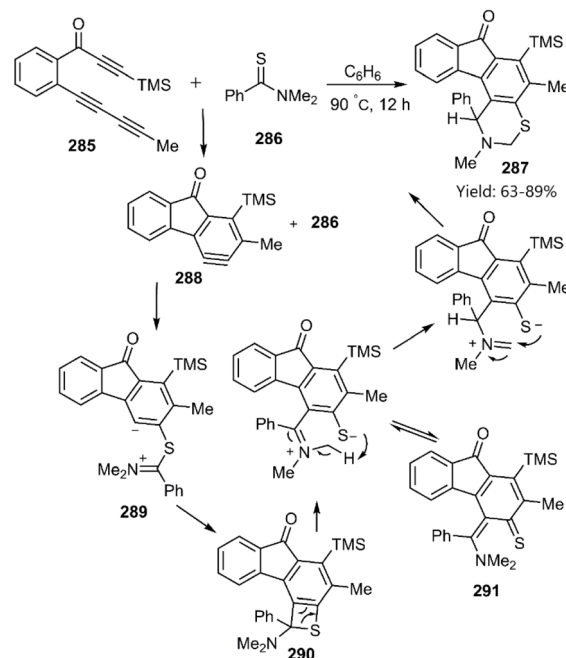
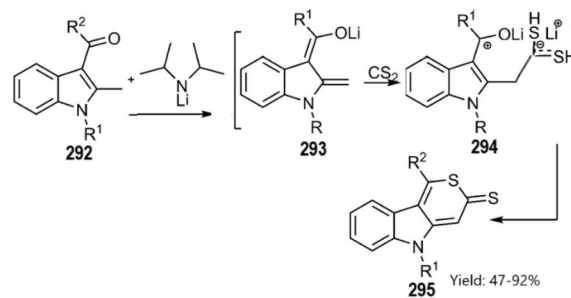
Scheme 81 D–A reaction of allenolate **282** with dithioesters **49**.

Scheme 82 Proposed mechanism of both [2 + 2] and [4 + 2] cycloaddition.

strategy, generating a reactive benzyne intermediate **288**. Subsequent reaction of this intermediate with a thioamide derivative **286** facilitated the formation of the [4 + 2] cycloadduct through electron transfer. Initially, a competing [2 + 2] cycloaddition pathway yielded a four-membered heterocycle **290**. A subsequent 1,3-hydrogen atom shift in diene **291** led to the formation of product **287** (Scheme 83).¹⁹¹

An unprecedented approach to forming important thiopyranoindolethione compounds *via* [4 + 2] cycloaddition and C–S bond formation was reported by the research team of Vyalyh. This approach used *in situ* trapping of lithium indole-2, 3-dienolate mediates **293** with carbon disulfide, followed by aromatization and the release of lithium hydroxide. The authors estimated the reaction mechanism to be stepwise cycloaddition with ion pair mediate relied on the evaluation of several possible mechanisms through DFT studies (Scheme 84).¹⁹²

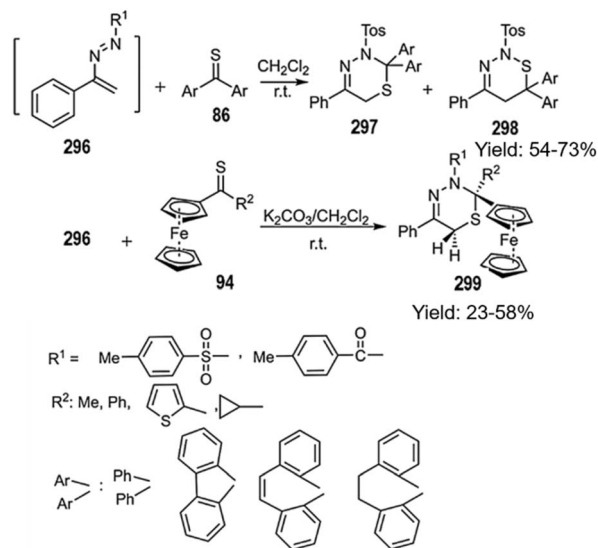
A highly efficient method for the synthesis of valuable 1,5,2-oxathin derivatives has been developed through the thio D–A reaction of phenylvinylidiazene structures **296** thioketones. DFT revealed that, within this protocol, thioketone derivatives with steric hindrance perform the reaction in two steps by proceeding through a zwitterionic intermediate. In contrast, derivatives free from steric pressure perform a single-step D–A reaction. Key advantages of this approach include mild reaction

Scheme 83 Step-wise D–A reactions of *N,N*-dimethylbenzothioamide **286**.Scheme 84 Step-wise cycloaddition to synthesis of the cycloadduct **295**.

conditions, excellent yields, and the regioselective synthesis of a Hexagon ring incorporating three heteroatoms (Scheme 85).¹⁹³

1.2.2 Diradical intermediate. In contrast, diradicals are reactive intermediates that feature two unpaired electrons and typically exist in a high-energy state.¹⁹⁴ These intermediates are characteristic of stepwise mechanisms. The generation of diradicals may occur through thermal activation, photoinduced processes, or specific catalytic pathways, often involving homolytic bond cleavage in precursor molecules.^{171,195–202} Difficult rotation around double bonds can hinder access to stable products, contributing to the formation of diradical intermediates.^{67,166} The TS for such mechanisms often involves the cleavage of three-center bonds. If the concert energy is large, the reaction proceeds along the coordinated path. While, if the reactions with lower energy, it will be accompanied by the formation of biradical intermediates.^{194,197} Once formed, diradicals may recombine with another reactant or themselves to yield the final cycloadduct. The stability of diradical



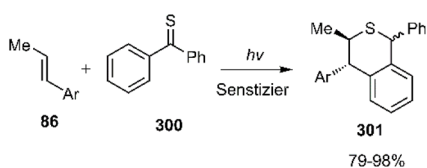


Scheme 85 Thio D–A reaction of β -phenylvinylidiazene structures **296** with thioketones.

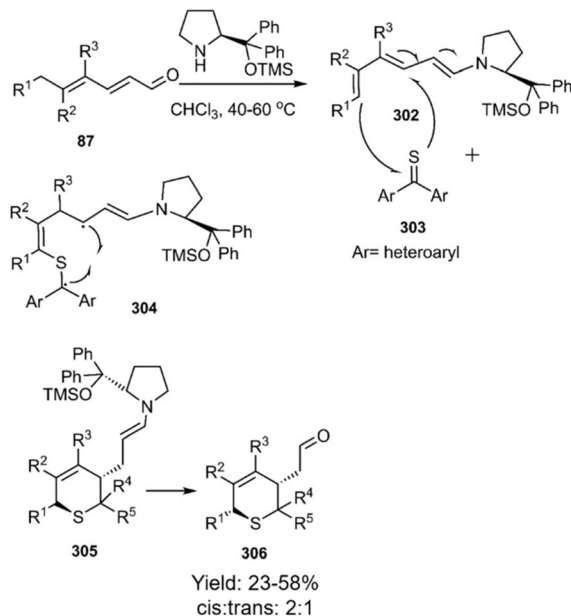
intermediates is pivotal for the success of stepwise cycloadditions, with factors such as steric effects, electronic properties, and resonance playing a stabilizing or destabilizing role. For instance, in $[4 + 2]$ cycloadditions, a diradical intermediate may form when a diene interacts with an electron-deficient dienophile *via* a stepwise pathway.^{203,204} The initial interaction generates the diradical intermediate, which subsequently rearranges into the final cyclic product. Bulky substituents can impede concerted mechanisms, favouring stepwise pathways that involve diradicals. It is notable that the literature has reported limited cases on the formation of diradical intermediates in $[4 + 2]$ cycloadditions.^{65,205}

Miranda's research group elucidated the thio D–A reaction of thiobenzophenone **86** with diverse aryl alkenes **300**, encompassing both EWGs and EDGs. This reaction proceeds through the intermediate with a radical nature, as depicted in Scheme 86. Subsequent, comprehensive DFT studies have predicted a stepwise mechanism initiated by an ion-molecule complex.²⁰⁶

An elegant approach for the enantioselective synthesis of thiopyran derivatives **349** *via* a step-wise mechanism was reported by Mlostoń *et al.* A detailed mechanism was shown to two diradicals intermediate in equilibrium. Chiral organocatalysts based on pyrrolidine promote the cycloaddition of



Scheme 86 D–A reaction of thiobenzophenone **86** with the aryl alkenes **300**.

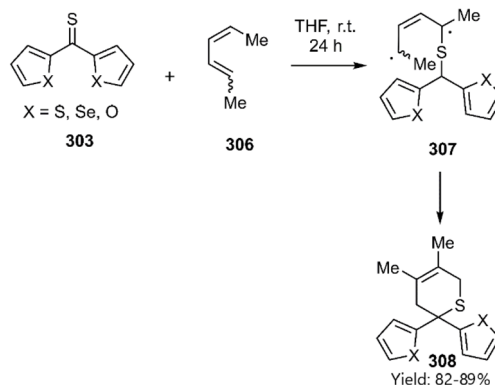


Scheme 87 Mechanism of enantioselective synthesis of thiopyrans **306**.

related thioketones **303** with diene **87**, affording a diverse array of thiopyrans incorporating heteroaryl moieties (Scheme 87).²⁰⁷

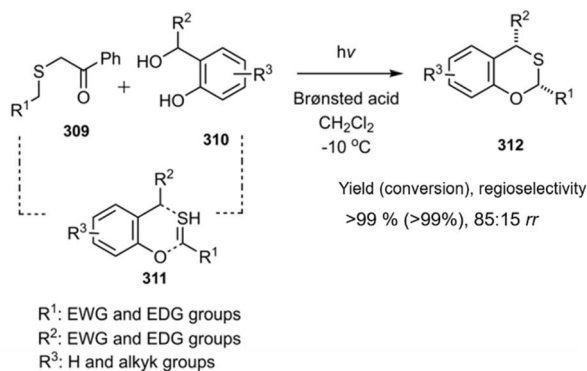
According to a report released by Mlostoń *et al.*, the hetero-D–A reaction of heteroaryl thioketones **303** with dimethyl butadiene isomers likely proceeds through a stepwise diradical mechanism. Heteroaryl thioketones exhibit exceptional dienophile character, readily reacting with inactivated dienes. The observed restriction of rotation around the C–C bond leading to the exclusive formation of the *cis*-thiopyran isomer **308** at ambient temperature, strongly supports this mechanism and facilitates the synthesis of more sustainable products (Scheme 88).¹⁰³

Schneider and colleagues employed an innovative approach for the *in situ* generation of the desired thiodienophile from its active precursor **309**. This strategy involved the photochemical synthesis of a thioaldehyde, which was subsequently trapped intramolecularly *via* a thio D–A reaction, enabling the efficient and large-scale preparation of 3,6-dihydro-2*H*-thiopyrans **312**



Scheme 88 Step-wise D–A reaction of heteroaryl thioketones **303**.





Scheme 89 Preparation of 3,6-dihydro-2*H*-thiopyrans **312** via thio D–A reaction.

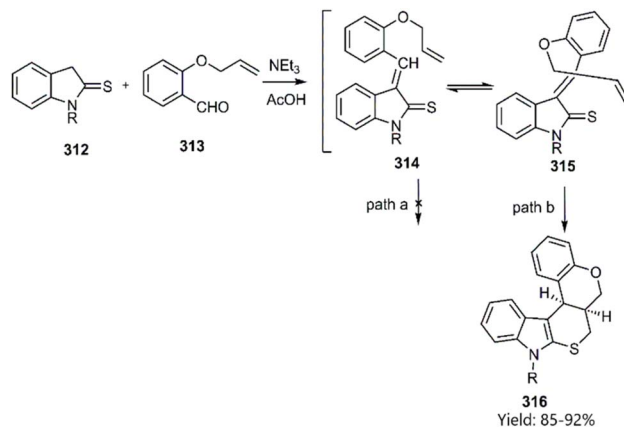
(Scheme 89).²⁰⁷ Owing to expand their idea, this group evaluated reactions compounds **309** exposed various electron-deficient dienes. Ultraviolet irradiation and the presence of a diphenyl phosphate acid catalyst accelerated the reaction, leading to the synthesis of diverse product derivatives in high yields. Although for the authors, the step-by-step reaction was not proven. But according to the reaction conditions and relying on similar works in the literature, the existence of diradical intermediates is more probable.²⁰⁸

2 Intramolecular cycloaddition reaction

Intramolecular [4 + 2] cycloaddition reactions are characterized by their rapid reaction kinetics, enhanced frontier orbital overlap, and favourable stereoselectivity, owing to the inherent proximity of the D–A partners within the same molecule. This process affords the concerted formation of two rings in a single step. In addition to the six-membered ring arising from the [4 + 2] cycloaddition, the product incorporates a second ring whose size is dictated by the tether length connecting the diene and dienophile moieties. The intramolecular D–A reaction is typically irreversible and proceeds efficiently in the absence of significant steric hindrance. However, in certain instances, bond formation and cleavage are not strictly concerted, and the intermediary of radical species has been validated. This reaction constitutes a pivotal step in numerous total syntheses and the preparation of complex heterocyclic frameworks, frequently featuring as a key component in domino Knoevenagel thio D–A sequences.^{188,189,208–215}

A novel pentacyclic scaffold was synthesized *via* a domino Knoevenagel-thio D–A employing indoline-2-thione **312** and *o*-alkylated aromatic aldehydes **313**. The formation of the *endo*-cycloadduct as the major product **316** is attributed to a favoured TS (path b). In contrast, the *exo*-addition was hindered by the *sp*²-geminal effect and 1,3-allylic strain, as reported by Majumdar and co-worker (Scheme 90).^{216,217}

Moghaddam's research group has extensively investigated the synthesis of thiopyran derivatives through KTDA reactions. They harnessed the reactivity of unsaturated indoline-2-thione

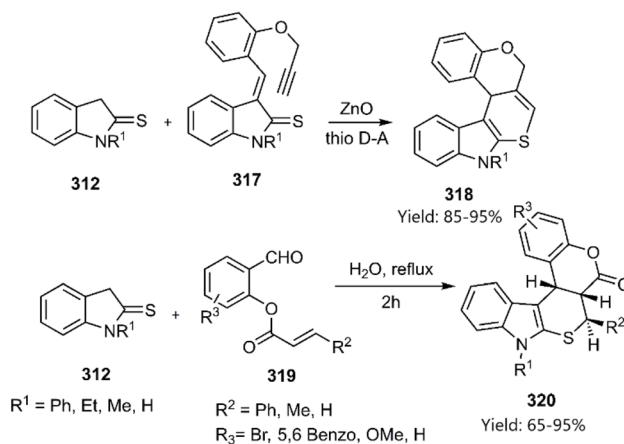


Scheme 90 Syntheses of the polycycles **316**.

to access this motif. Treatment of indoline-2-thione **312** with *o*-propargylated salicylaldehydes **317** and *o*-acrylated salicylaldehydes **319** generated the Knoevenagel adducts. Subsequent intramolecular cycloaddition of this intermediate afforded the pentacyclic products **318** and **320** in satisfactory yields (Scheme 91).^{21,218}

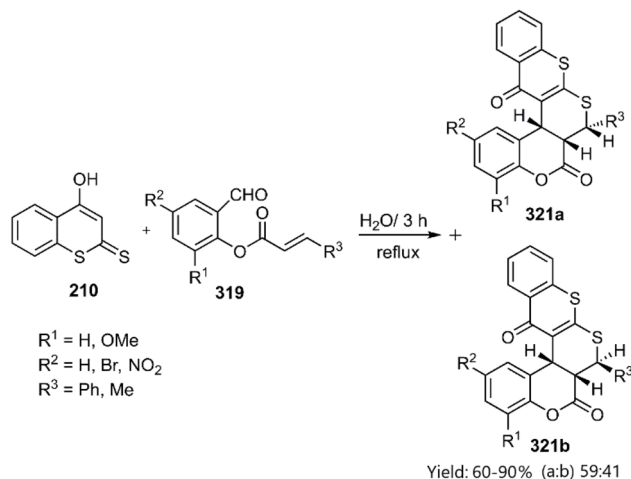
Moghaddam and coworkers explained a green and convenient Knoevenagel thio D–A reaction to achieve pentacyclic products. In the current process, the 4-hydroxydithiocoumarin **210**, while subjected to a reaction with *o*-acrylated salicylaldehyde **319** gave a mixture of diastereomers **321a** and **321b** (Scheme 92).²¹⁹

Majumdar's group reported the synthesis of benzopyrano-fused thiopyrano[2,3-*b*]thiochromen-5(4*H*)-ones from 4-hydroxy-2*H*-thiochromene-2-thione **210** *via* an intramolecular thio D–A reaction (Scheme 93).^{220,221} This reaction proceeds through a catalyst-free *endo*-selective cycloaddition of a condensate intermediate in an aqueous medium. The authors attributed the *endo*-selectivity to the *sp*²-geminal effect and 1,3-allylic strain, favouring the *endo*-orientation (path b).

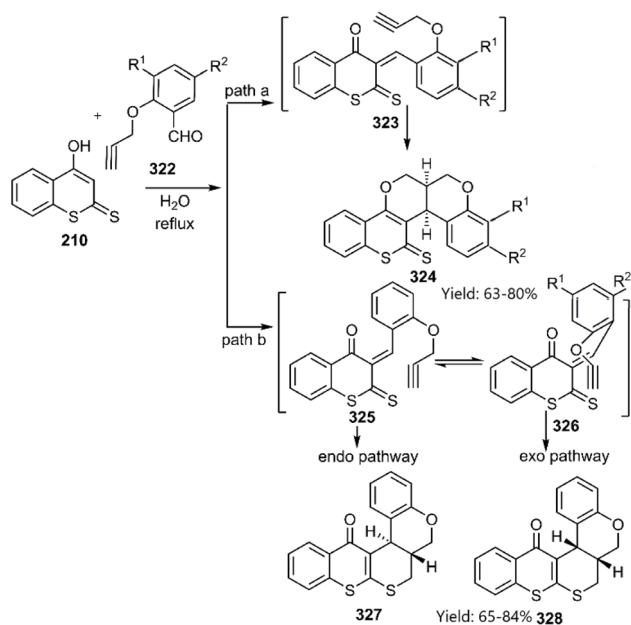


Scheme 91 Synthesis of thiopyran-based heterocycles **318** and **320** *via* Knoevenagel thio D–A reaction.



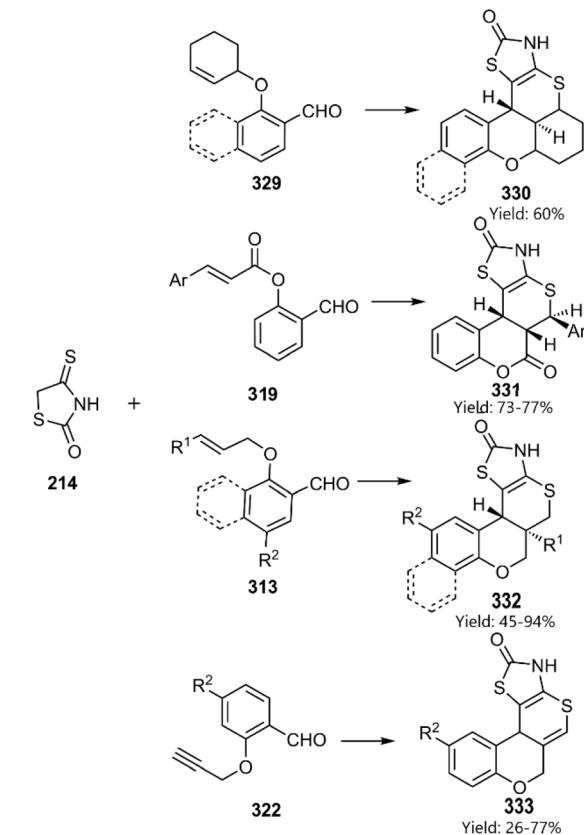


Scheme 92 Synthesis of hybrid analogs of thiopyrans **321** via intramolecular KTD reaction.

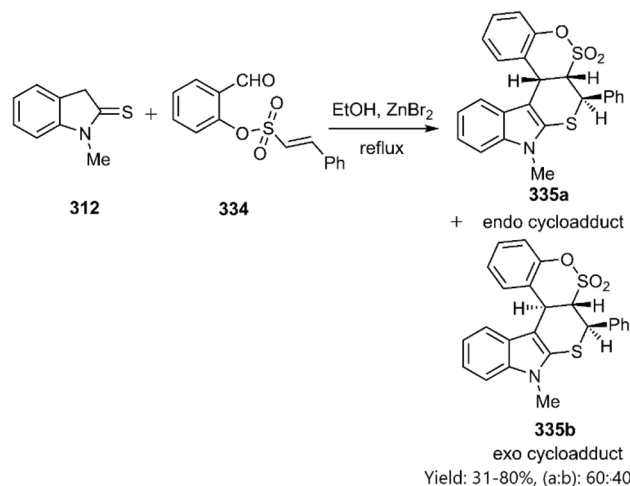


Scheme 93 Application of 4-hydroxy-2H-thiopyran-2-thione **210** in KTD reaction.

Research Obushak *et al.*, conducted a series of continuous studies exploring KTD reaction thiazolidin-2-ones. Based on this, they reported the synthesis of biologic polycyclic systems incorporating a thiopyran moiety. Their approach involved the condensation of 4-thioxo-1,3-thiazolidin-2-one **214** with functionalized aldehydes, followed by an intramolecular cycloaddition via a half-chair TS. This strategy preferentially yielded the stereoselective products (Scheme 94).²²²⁻²²⁴ However, during successive research activities, Lesyk and colleagues focused on the Investigating the therapeutic properties of heterocycles with thiopyrano[2,3-*d*]thiazole scaffolds. They proved that N-H proton facilitated the functionalization of this position, which was found to influence the anticancer activity of the resulting fused thiopyrano[2,3-*d*]thiazole compounds.^{160,223}



Scheme 94 KTD reaction of thioxothiazolidin-2-one **214**.

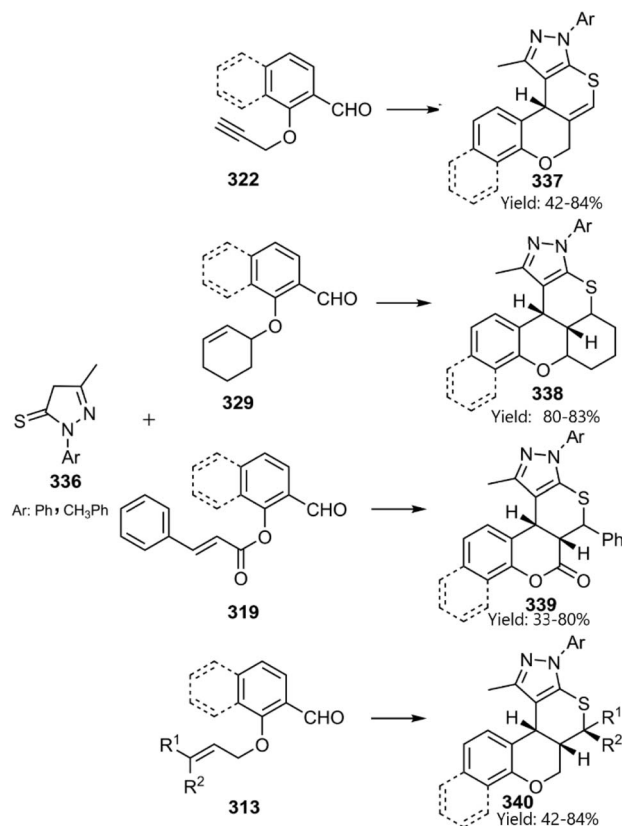


Scheme 95 KTD reaction of indoline-2-thione **312**.

Moghaddam *et al.* employed 2-formylphenyl (*E*)-2-phenylethenyl sulfonates **334** to the synthesize novel thiopyranoindole-fused benzo-*d*-sultone derivatives **335**. The observed diastereoselectivity indicated a preference for the *endo*-approach (Scheme 95)²²⁵

Parmar and colleagues developed KTD reactions involving pyrazol-5-thiones **324** and functionalized salicylaldehydes in an ionic liquid. They noted that excellent diastereoselectivity is





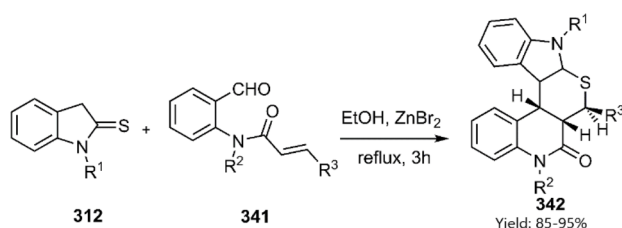
Scheme 96 Intramolecular thio D–A reaction of unsaturated pyrazol-5-thiones.

governed by the stereobarrier imposed on the rotational TS (Scheme 96).^{226,227}

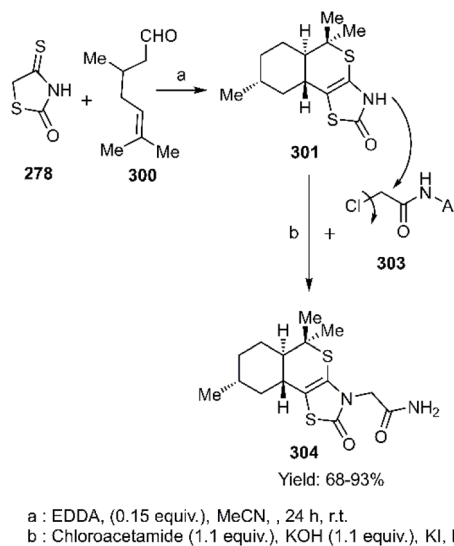
Kiamehr *et al.* have designed an efficient one-pot stereo and regioselective domino KTDA reaction. In this manner, synthesis of pentacyclic thiopyranoindole fused [3, 4-*c*] quinolone structures **399** has been accomplished from indoline-2-thions **365** and provided *N*-acrylated anthranilaldehyde derivatives **398** under direction of ZnBr₂ in refluxing ethanol (Scheme 97).²²⁸

Lesyk and colleagues developed a concise synthesis of amide-substituted isothiochromenothiazole derivatives **346** through base-promoted alkylation of the D–A cycloadduct led to the reconnaissance of an anticancer agent featuring the functionalized isothiochromenothiazole moiety (Scheme 98).^{56,229}

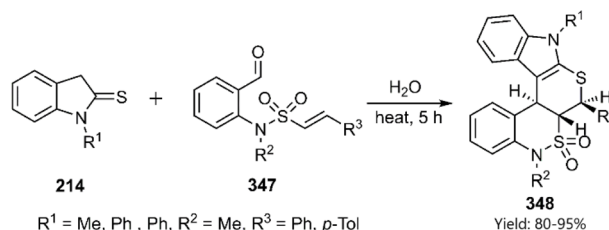
Expanding upon previous their work, Kiamehr research group employed formylphenylsulfonamides **347** to synthesize



Scheme 97 KTDA reaction of indoline-2-thione **312**.



Scheme 98 Synthesis of amide-substituted isothiochromenothiazole derivatives **346**.



Scheme 99 Synthesis of heterocycles containing benzosultam-annulated thiopyranoindole **348**.

novel benzosultam-annulated thiopyranoindole derivatives **348**. These products are conveniently generated through a KTDA reaction (Scheme 99).²³⁰

3 Conclusion

The widespread use of sulfur-containing heterocyclic drugs, ranging from penicillin to olanzapine, has inspired organic synthesis chemists to explore novel structures of sulfur-based pharmaceuticals. The therapeutic potential of sulfur heterocycles underscores the need for innovative strategies to optimize the production of these compounds. Among these, thiopyran derivatives have demonstrated significant medicinal properties, making their synthesis an appealing endeavour. The development of new strategies for synthesizing thiopyran derivatives represents a promising frontier in organic chemistry. One of the most effective methods for transforming organosulfur compounds into thiopyran derivatives is through cycloaddition reactions. These reactions provide a controllable and accessible means of forming heterocycles, with [4 + 2] cycloaddition standing out as a particularly attractive route for organochemists seeking to synthesize six-membered thiocycles. In this review, we present



a comprehensive overview of the synthesis of thiopyran compounds, categorizing and analyzing the subject from multiple perspectives. Our approach encompasses both intramolecular and intermolecular [4 + 2] cycloaddition reactions, and we further classify these processes into concerted and stepwise mechanisms based on their reaction pathways. It seems that intramolecular Diels–Alder reactions often proceed by a concerted mechanism. While the Diels–Alder reaction is traditionally known for its concerted nature, recent literature has introduced the concept of stepwise D–A reactions. Understanding reaction pathway allows chemists to design new synthetic pathways for complex molecules, including natural products and pharmaceuticals. Concerted mechanisms have high stereospecificity. Depending on the nucleophilic and electrophilic characteristics of the D–A partners, reaction condition and the steric hindrance present in the precursors, the reaction pathway may deviate from the conventional D–A mechanism. Any factor that increases concerted energy leads the reaction to a stepwise mechanism. Our objective is to elucidate the formation of thiopyran derivatives through both concerted and stepwise pathways, facilitating an indirect comparison between these two approaches in the literature. The stepwise D–A mechanism may involve zwitterionic intermediates or diradicals, contingent upon the polarity and steric effects within the TS. Notably, the mechanisms governing these reactions necessitate more extensive computational analyses than those required for concerted processes. It seems that the burgeoning interest in stepwise cycloaddition reactions has captivated researchers in the field. Scientists are actively seeking to manipulate these reaction processes through various substitutions, adjustments to reaction polarity, and the application of different catalysts—a pursuit that remains ripe for exploration and realization.

Abbreviations

HOMO	Highest occupied molecular orbital
LUMO	Least unoccupied molecular orbital
D–A	Diels–Alder
HD–A	Hetero-Diels–Alder
HDDA	Hexadecahydro-Diels–Alder
ELF	Electron localization function
DFT	Density functional theory
TS	Transient transition state
RAFT	Radically mediated chain transfer
EWG	Electron-withdrawing group
EDG	Electron-donating group
MCRs	Multi component reactions
COSY	COrrrelation spectroscopy
HSQC	Heteronuclear single quantum coherence
HMBC	Heteronuclear multiple bond coherence
NOESY	Nuclear overhauser spectroscopy
KDO	Deoxy manno octulosonic acid
<i>o</i> -TQs	<i>o</i> -Thio quinones
KTD–A	Knoevenagel thio Diels–Alder reaction

Data availability

All data analyzed in this review are publicly available from various sources, including published articles and books. The specific studies and datasets referenced in this review can be found in the citations provided throughout the manuscript. No new data were generated during this review, apart from the conclusion and analysis of the collected data set.

Conflicts of interest

There are no conflicts to declare.

Acknowledgements

This project is supported by Kashan University.

Notes and references

- J. Yuan, Z. Xu and M. O. Wolf, *Chem. Sci.*, 2022, **13**, 5447–5464.
- W. Liu, J. Ke and C. He, *Chem. Sci.*, 2021, **12**, 10972–10984.
- T. Castanheiro, A. Schoenfelder, M. Donnard, I. Chataigner and M. Gulea, *J. Org. Chem.*, 2018, **83**, 4505–4515.
- T. Erdogan, *J. Iran. J. Iran. Chem. Soc.*, 2019, **16**, 899–912.
- J. Dong, Q. Pei, P. Wang, Q. Ma and W. Hu, *Arab. J. Chem.*, 2022, **15**, 103712.
- L. G. Ardón-Muñoz and J. L. Bolliger, *Phosphorus, Sulfur, Silicon Relat. Elem.*, 2023, **198**, 1–6.
- Z.-B. Dong, Z. Gong, Q. Dou, B. Cheng and T. Wang, *Org. Biomol. Chem.*, 2023, **21**, 6806–6829.
- A. Deepthi, S. S. Leena and D. Krishnan, *Org. Biomol. Chem.*, 2024, **22**, 5676–5717.
- K. Mahato, P. R. Bagdi and A. T. Khan, *RSC Adv.*, 2015, **5**, 48104–48111.
- M. Shankar, A. Saha, S. Sau, A. Ghosh, V. Gandon and A. K. Sahoo, *Chem. Sci.*, 2021, **12**, 6393–6405.
- R. Guo, L. Jiang, X. Zhao, H. Lu, M. Li and H. Shan, *Langmuir*, 2010, **26**, 12017–12025.
- O. S. Kanishchev, M. Sanselme and J.-P. Bouillon, *Tetrahedron*, 2013, **69**, 1322–1336.
- H. Jiang, D. C. Cruz, Y. Li, H. V. Lauridsen and K. A. Jørgensen, *J. Am. Chem. Soc.*, 2013, **135**, 5200–5207.
- V. Jaiswal, B. Mondal and J. Saha, *Asian J. Org. Chem.*, 2020, **9**, 1466–1477.
- T. Murai, *Top. Curr. Chem.*, 2018, **376**, 1–21.
- S. Jiang, *Theoretical studies of pericyclic reactions of thio- and selenocarbonyl compounds*, Northern Illinois University, 1998.
- F. Peudru, F. Le Cavelier, J. F. Lohier, M. Gulea and V. Reboul, *Org. Lett.*, 2013, **15**, 5710–5713.
- M. Ghandi, S. Sheibani, M. Sadeghzadeh, F. J. Daha and M. Kubicki, *J. Iran. Chem. Soc.*, 2013, **10**, 1057–1065.
- R. Aguilar, B. M. Santoyo, D. Zarate-Zarate, M. A. Vazquez, R. M. Padilla, H. Jimenez-Vazquez and A. J. Tamariz, *Arab. J. Chem.*, 2020, **13**, 900–915.



Review

- 20 Y. H. Li, J. H. Chen and Z. Yang, *Chem.–Eur. J.*, 2024, **30**, e202304371.
- 21 S. Yamabe and T. A. Minato, *J. Org. Chem.*, 2000, **65**, 1830–1841.
- 22 L. R. Domingo, M. Ríos-Gutiérrez and P. Pérez, *J. Org. Chem.*, 2024, **89**, 12349–12359.
- 23 L. R. Domingo, M. José Aurell, P. Pérez and R. Contreras, *J. Org. Chem.*, 2003, **68**, 3884–3890.
- 24 L. R. Domingo and J. Sáez, *Org. Biomol. Chem.*, 2009, **7**, 3576–3583.
- 25 L. R. Domingo, E. Chamorro and P. Pérez, *Org. Biomol. Chem.*, 2010, **8**, 5495–5504.
- 26 S. Berski, J. Andrés, B. Silvi and L. R. Domingo, *J. Phys. Chem. A*, 2006, **110**, 13939–13947.
- 27 A. Ajaz, A. Z. Bradley, R. C. Burrell, W. H. Hong-Li, K. J. Daoust, L. B. Bovee, K. J. DiRico and R. P. Johnson, *J. Org. Chem.*, 2011, **76**, 9320–9328.
- 28 I. Hammoudan, A. Aboulmouhajir, M. Dakir, D. R. Temsamani, M. Bakhouch, D. E. Bazi and S. Chtita, *Struct. Chem.*, 2023, **34**, 959–969.
- 29 S. Lin, L. Xiang, C. Liu, X. Chen and Y. Ye, *Arab. J. Chem.*, 2024, **17**, 105845.
- 30 M. Mousavi-Ebadi and J. Safaei-Ghomi, *Front. Chem.*, 2024, **12**, 1395008.
- 31 I. Fleming, *Pericyclic Reactions*, Oxford University Press, 2015.
- 32 J. Safaei Ghomi, *Asymmetric Synthesis of Conformationally Restricted Amino Acids*, University of Wollongong, 1995.
- 33 J. Safaei-Ghomi and S. Zahedi, *Tetrahedron Lett.*, 2016, **57**, 1071–1073.
- 34 J. Safaei-Ghomi, R. Masoomi, M. Hamadianian and S. Naseh, *New J. Chem.*, 2016, **40**, 3289–3299.
- 35 B. Richichi, J. McKimm-Breschkin, V. Baldoneschi and C. Nativi, *Arkivoc*, 2014, **3**, 65–79.
- 36 G. Mlostoń, P. Grzelak, A. Linden and H. Heimgartner, *Chem. Heterocycl. Compd.*, 2017, **53**, 518–525.
- 37 Y. S. Patel and H. S. Patel, *Arab. J. Chem.*, 2017, **10**, 1373–1380.
- 38 T. Zhan, L. Zhou, Y. Zhou, B. Yang, X. Feng and X. Liu, *Chem. Sci.*, 2024, **15**, 4797–4803.
- 39 M. Hou, M. Xu, B. Yang, H. He and S. Gao, *Chem. Sci.*, 2021, **12**, 7575–7582.
- 40 S. Ghosh, J. E. Erchinger, R. Maji and B. List, *J. Am. Chem. Soc.*, 2022, **144**, 6703–6708.
- 41 L. Yin, T. Ge, C. Zuo, M. Wang, G. Cui, Y. Li and L. Zhang, *Arab. J. Chem.*, 2024, **17**, 105696.
- 42 S. Xu, L. Zeng and S. Cui, *Org. Lett.*, 2022, **24**, 2689–2693.
- 43 E. L. Ellsworth, J. Domagala, J. V. Prasad, S. Hagen, D. Ferguson, T. Holler and E. A. Lunney, *Bioorg. Med. Chem. Lett.*, 1999, **9**, 2019–2024.
- 44 R. Cannon, A. J. Janczuk, D. O. Agyemang and Z. Chen, *US Pat.* 9,510,612, US Patent and Trademark Office, 2016.
- 45 (a) R. B. Woodward, E. Logusch, K. P. Nambiar, K. Sakan, D. E. Ward, B. W. Au-Yeung and C. H. Chen, *J. Am. Chem. Soc.*, 1981, **103**, 3210–3213; (b) S. A. Siry, V. M. Timoshenko and J.-P. Bouillon, *J. Fluor. Chem.*, 2012, **137**, 6–21.
- 46 F. Tavakolinia, T. Baghipour, Z. Hossaini, D. Zareyee, M. A. Khalilzadeh and M. Rajabi, *Nucleic Acid Ther.*, 2012, **22**, 265–270.
- 47 R. Shaw, A. Elagamy, I. Althagafi, A. K. Srivastava and R. Pratap, *Curr. Org. Chem.*, 2021, **25**, 2331–2377.
- 48 A. Kryshchshyn, D. Kaminskyy, I. Nektgayev, P. Grellier and R. Lesyk, *Sci. Pharm.*, 2018, **86**, 47.
- 49 G. F. Pasha, S. Asghari, M. Tajbakhsh and M. Mohseni, *J. Chin. Chem. Soc.*, 2019, **66**, 660–667.
- 50 A. Deepthi, S. S. Leena and D. Krishnan, *Org. Biomol. Chem.*, 2024, **22**, 5676–5717.
- 51 A. Ahamed, I. A. Arif, R. SurendraKumar, I. Akbar and B. Shaik, *J. King Saud Univ. Sci.*, 2023, **35**, 102588.
- 52 F. M. Moghaddam, M. R. Khodabakhshi, M. Kiamehr and Z. Ghahremannejad, *Tetrahedron Lett.*, 2013, **54**, 2685–2689.
- 53 C. H. Chen, G. A. Reynolds and J. A. Van Allan, *J. Org. Chem.*, 1977, **42**, 2777–2778.
- 54 A. Deepthi, S. S. Leena and D. Krishnan, *Org. Biomol. Chem.*, 2024, **22**, 5676–5717.
- 55 M. Wang, Y. Su, H. Guo, W. Chen, Z. Zhou, S. Liu and G. Zhou, *J. Org. Chem.*, 2024, **89**, 7758–7769.
- 56 M. I. Hegab, *Phosphorus, Sulfur, Silicon Relat. Elem.*, 2025, **200**, 1–11.
- 57 L. Z. El-Agha, M. M. El-Abadelah, M. R. Kamal, S. S. Sabri, R. M. Al-As'ad and W. Voelter, *Z. für Naturforsch. B.*, 2018, **73**, 109–113.
- 58 H. Jiang, D. C. Cruz, Y. Li, V. H. Lauridsen and K. A. Jørgensen, *J. Am. Chem. Soc.*, 2013, **135**, 5200–5207.
- 59 N. D. Epiotis, *J. Am. Chem. Soc.*, 1972, **94**, 1924–1934.
- 60 S. Sankararaman, *Pericyclic Reactions-A Textbook: Reactions, Applications and Theory*, John Wiley & Sons, 2005.
- 61 J. Héron and D. Balcells, *ACS Catal.*, 2022, **12**, 4744–4753.
- 62 S. Chen, T. Hu and K. N. Houk, *J. Org. Chem.*, 2021, **86**, 6840–6846.
- 63 K. N. Houk, F. Liu, Z. Yang and J. I. Seeman, *Angew. Chem.*, 2021, **60**, 12660–12681.
- 64 M. Ganesh and S. Suraj, *Org. Biomol. Chem.*, 2022, **20**, 5651–5693.
- 65 P. Gosselin, S. Masson and A. Thuillier, *J. Org. Chem.*, 1979, **44**, 2807–2809.
- 66 D. Yang, Y. Wang, T. Wang, Q. Dou, K. Zhou, H. Zhai and B. Cheng, *Adv. Synth. Catal.*, 2023, **365**, 88–95.
- 67 M. M. Cerda, T. D. Newton, Y. Zhao, B. K. Collins, C. H. Hendon and M. D. Pluth, *Chem. Sci.*, 2019, **10**, 1773–1779.
- 68 B. Heuzé, R. Gasparova, M. Heras and S. Masson, *Tetrahedron Lett.*, 2000, **41**, 7327–7331.
- 69 M. Heras and M. G. S. Masson, *Chem. Commun.*, 2001, 611–612.
- 70 E. Pfund, T. Lequeux, M. Vazeux and S. Masson, *Tetrahedron Lett.*, 2002, **43**, 2033–2036.
- 71 I. El-Sayed and A. Senning, *Sulfur Lett.*, 2002, **25**, 263–267.
- 72 I. El-Sayed, O. M. Ali, A. Fischer and A. Senning, *Heteroat. Chem.*, 2003, **14**, 170–174.
- 73 K. M. Hilmy, I. El-sayed, S. M. El-kousy and H. S. Slem, *Sulfur Lett.*, 2003, **26**, 187–193.



- 74 R. Bastin, H. Albadri, A.-C. Gaumont and M. Gulea, *Org. Lett.*, 2006, **8**, 1033–1036.
- 75 S. Sinnwell, A. J. Inglis, T. P. Davis, M. H. Stenzel and C. Barner-Kowollik, *Chem. Commun.*, 2008, **1**, 2052–2054.
- 76 V. M. Timoshenko, S. A. Siry, A. B. Rozhenko, Y. G. Shermolovich and J. Fluor, *J. Fluor. Chem.*, 2010, **131**, 172–183.
- 77 A. S. Goldmann, T. Tischer, L. Barner, M. Bruns and C. Barner-Kowollik, *J. Biol. Macromol.*, 2011, **12**, 1137–1145.
- 78 H. Dentel and M. Gulea, *J. Org. Chem.*, 2010, **6**, 62–73.
- 79 H. Dentel, I. Chataigner, J.-F. Lohier and M. Gulea, *Tetrahedron*, 2012, **68**, 2326–2335.
- 80 K. Pahnke, N. L. Haworth, J. Brandt, U. Paulmann, C. Richter, F. G. Schmidt, A. Lederer, M. L. Coote and C. Barner-Kowollik, *Polym. Chem.*, 2016, **7**, 3244–3250.
- 81 S. B. Mitkari, A. Medina-Ortiz, J. L. Olivares-Romero, M. A. Vázquez, E. Peña-Cabrera, C. Villegas Gomez and D. Cruz Cruz, *Chem.–Eur. J.*, 2021, **27**, 618–621.
- 82 T. Maujean, P. Marchand, P. Wagner, S. Riché, F. Boisson, N. Girard, J. Karpenko, D. Bonnet and M. Gulea, *Phosphorus, Sulfur, Silicon Relat. Elem.*, 2023, **198**, 532–535.
- 83 E. Vedejs and J. Stults, *J. Org. Chem.*, 1988, **53**, 2226–2232.
- 84 E. Vedejs, T. H. Eberlein, D. J. Mazur, C. K. McClure, D. A. Perry, R. Ruggeri and D. L. Varie, *J. Org. Chem.*, 1986, **51**, 1556–1562.
- 85 J. E. Baldwin and R. G. Lopez, *Tetrahedron*, 1983, **39**, 1487–1498.
- 86 A. U. Augustin, M. Sensse, P. G. Jones and D. B. Werz, *Angew. Chem., Int. Ed.*, 2017, **56**, 14293–14296.
- 87 Y. Watanabe and T. Sakakibara, *Tetrahedron*, 2009, **65**, 599–606.
- 88 T. Murai, K. Morikawa and T. Maruyama, *Chem.–Eur. J.*, 2013, **19**, 13112–13119.
- 89 D. Tanini, A. Angeli and A. Capperucci, *Phosphorus, Sulfur, Silicon Relat. Elem.*, 2016, **191**, 156–158.
- 90 T. Yoneda, N. Kojima, T. Matsumoto, D. Imahori, T. Ohta, T. Yoshida and S. Nakamura, *Org. Biomol. Chem.*, 2022, **20**, 196–207.
- 91 D. M. Ziegler, *Biologic. React. Intermed.*, IV, 1991, pp. 41–50.
- 92 N. Mahanta, D. M. Szantai-Kis, E. J. Petersson and D. A. Mitchell, *ACS Chem. Biol.*, 2019, **14**, 142–163.
- 93 T. S. Jagodziński, *Chem. Rev.*, 2003, **103**, 197–228.
- 94 L. A. Camacho III, Thioamide protection and use against the dragon of solid-phase peptide synthesis, Doctoral dissertation, Iowa State University, 2022.
- 95 S. S. Mikhailichenko, J.-P. Bouillon, T. Besson and Y. G. Shermolovich, *Tetrahedron Lett.*, 2010, **51**, 990–993.
- 96 P. Cassoux, L. Valade, H. Kobayashi, A. Kobayashi, R. Clark and A. E. Underhill, *Coord. Chem. Rev.*, 1991, **110**, 115–160.
- 97 G. Mlostoń, P. Grzelak and H. Heimgartner, *J. Sulphur Chem.*, 2017, **38**, 1–10.
- 98 Y. G. Shermolovich, S. Emets and A. Tolmachev, *Chem. Heterocycl. Compd.*, 2003, **39**, 1076–1078.
- 99 K. Kowalski, R. Karpowicz, G. Mlostoń, D. Miesel, A. Hildebrandt, H. Lang, R. Czerwieńiec and B. Therrien, *Dalton Trans.*, 2015, **44**, 6268–6276.
- 100 J. Skiba, R. Karpowicz, I. Szabó, B. Therrien and K. Kowalski, *J. Organomet. Chem.*, 2015, **794**, 216–222.
- 101 J. Hejmanowska, M. Jasiński, G. Mlostoń and Ł. Albrecht, *Eur. J. Org. Chem.*, 2017, **2017**, 950–954.
- 102 E. K. Davison, P. A. Hume and J. Sperry, *Org. Lett.*, 2018, **20**, 3545–3548.
- 103 G. Mlostoń, K. Urbaniak, P. Urbaniak, A. Marko, A. Linden and H. Heimgartner, *Beilstein J. Org. Chem.*, 2018, **14**, 1834–1839.
- 104 G. Mlostoń, R. Hamera-Fałdyga and H. Heimgartner, *J. Sulphur Chem.*, 2018, **39**, 322–331.
- 105 W. Chen, H. Zhou, B. H. Ren, W. M. Ren and X. B. Lu, *Org. Biomol. Chem.*, 2022, **20**, 678–685.
- 106 W. Chen, H. Zhou, B. H. Ren, W. M. Ren and X. B. Lu, *Org. Biomol. Chem.*, 2022, **20**, 678–685.
- 107 S. W. Remiszewski, The Pennsylvania State University, 1986.
- 108 A. Bayer and O. R. Gautun, *Tetrahedron Lett.*, 2000, **41**, 3743–3746.
- 109 A. Bayer and O. R. Gautun, *Tetrahedron: Asymmetry*, 2001, **12**, 2937–2939.
- 110 A. Bayer, L. K. Hansen and O. R. Gautun, *Tetrahedron: Asymmetry*, 2002, **13**, 2407–2415.
- 111 X.-J. Wang and J.-T. Liu, *Tetrahedron*, 2005, **61**, 6982–7698.
- 112 S. Sharma, *Sulfur. Rep.*, 1986, **5**, 1–87.
- 113 O. D. Salahdin, H. H. Kzar, M. J. C. Opulencia, A. H. Abdulkadhim, A. T. Hammid and A. G. Ebadi, *Semicond. Sci. Technol.*, 2022, **37**, 095015.
- 114 B. Krebs and H. Beyer, *Z. Anorg. Allg. Chem.*, 1969, **365**, 199–210.
- 115 B. Föhlich, D. Abu Bakr and P. Fischer, *J. Org. Chem.*, 2002, **67**, 3682–3686.
- 116 J. Takayama, S. Fukuda, Y. Sugihara, A. Ishii and J. Nakayama, *Tetrahedron Lett.*, 2003, **44**, 5159–5162.
- 117 G. M. Li, S. Niu, M. Segi, K. Tanaka, T. Nakajima, R. A. Zingaro, J. H. Reibenspies and M. B. Hall, *J. Org. Chem.*, 2000, **65**, 6601–6612.
- 118 S. Kerverdo, L. Lizzani-Cuvelier and E. Duñach, *Tetrahedron Lett.*, 2003, **44**, 8841–8844.
- 119 S. Kerverdo, L. Lizzani-Cuvelier and E. Duñach, *Tetrahedron Lett.*, 2003, **44**, 853–856.
- 120 A. Capperucci, A. Degl’Innocenti, T. Nocentini, S. Biondi and F. Dini, *J. Organomet. Chem.*, 2003, **686**, 363–367.
- 121 K. Bogdanowicz-Szwed and A. Budzowski, *Monatsh. Chem.*, 2001, **132**, 947–957.
- 122 K. Bogdanowicz-Szwed and A. Z. Budzowski, *Z. Naturforsch. B.*, 2002, **57**, 637–644.
- 123 K. Bogdanowicz-Szwed and A. Budzowski, *Monatsh. Chem.*, 2004, **135**, 97–108.
- 124 A. Harrison-Marchand, S. Collet, A. Guingant, J. P. Pradère and L. Toupet, *Tetrahedron*, 2004, **60**, 1827–1839.
- 125 W. A. Schenk, T. Beucke, N. Burzlauff, M. Klüglein and M. Stemmler, *Chem.–Eur. J.*, 2006, **12**, 4821–4834.
- 126 J.-P. Wan, Y.-H. Pan, H. Mao, Y.-H. Y. Chen and J. Pan, *Synth. Commun.*, 2010, **40**, 709–716.
- 127 G. Mlostoń, P. Grzelak, M. Mikina, A. Linden and H. Heimgartner, *Beilstein J. Org. Chem.*, 2015, **11**, 576–582.



Review

- 128 F. Peudru, R. Legay, J.-F. Lohier, V. Reboul and M. Gulea, *Tetrahedron*, 2012, **68**, 9016–9022.
- 129 F. Peudru, J.-F. Lohier, M. Gulea and V. Reboul, *Phosphorus, Sulfur, Silicon Relat. Elem.*, 2016, **191**, 220–229.
- 130 F. Peudru, F. Le Cavelier, J. F. Lohier, M. Gulea and V. Reboul, *Org. Lett.*, 2013, **15**, 5710–5713.
- 131 B. Richichi, J. McKimm-Breschkin, V. Baldoneschi and C. Nativi, *Arkivoc*, 2014, **3**, 65–79.
- 132 G. Mlostoń, P. Pipiak, R. Hamera-Fałdyga and H. Heimgartner, *Phosphorus, Sulfur, Silicon Relat. Elem.*, 2017, **192**, 204–211.
- 133 E. Merkulova, A. Kolobov and K. Ovchinnikov, *Russ. Chem. Bull.*, 2019, **68**, 606–609.
- 134 E. A. Merkulova, A. V. Kolobov, K. L. Ovchinnikov, V. N. Khrustalev and V. G. Nenajdenko, *Chem. Heterocycl. Compd.*, 2021, **57**, 245–252.
- 135 Y. An, F. Zhang, G. Du, Z. Cai and L. He, *Org. Chem. Front.*, 2021, **8**, 6979–6984.
- 136 E. A. Merkulova, A. V. Kolobov, K. A. Lyssenko and V. G. Nenajdenko, *Mendeleev Commun.*, 2022, **32**, 384–385.
- 137 B. S. Krivokolysko, V. V. Dotsenko, N. A. Pakholka, P. G. Dakhno, V. D. Strelkov, N. Aksenov and A. G. Krivokolysko, *J. Iran. Chem. Soc.*, 2023, **20**, 609–628.
- 138 G. Mlostoń, K. Urbaniak, M. Palusiak, E. Łastawiecka, S. Frynas, K. M. Pietrusiewicz and H. Heimgartner, *Molecules*, 2024, **29**, 2036.
- 139 N. A. Huang, W. Wen, K. Laughlin and S. T. Escorihuela, *Org. Biomol. Chem.*, 2024, **22**, 8285–8292.
- 140 S. Menichetti and C. Vigliani, *Tetrahedron*, 2003, **59**, 5523–5530.
- 141 S. Menichetti, C. Nativi, P. Sarri and C. Vigliani, *J. Sulfur Chem.*, 2004, **25**, 317.
- 142 S. Menichetti, C. Faggi, G. Lamanna, A. Marrocchi, L. Minuti and A. Taticchi, *Tetrahedron*, 2006, **62**, 5626–5631.
- 143 S. Kamila, B. Koh, H. Zhang and E. R. Biehl, *Arkivoc*, 2006, **2**, 1–14.
- 144 F. Matloubi Moghaddam, L. Hojabri, S. Taheri and P. Pirani, *J. Iran. Chem. Soc.*, 2010, **7**, 781–790.
- 145 F. Matloubi Moghaddam, B. Ghanbari, M. Behzadi and M. H. Baghersad, *J. Heterocycl. Chem.*, 2017, **54**, 911–915.
- 146 H. Meier, M. Schmidt, A. Mayer, D. Schollmeyer and B. Beile, *J. Heterocycl. Chem.*, 2012, **49**, 516–520.
- 147 M. I. Hegab, T. A. Elmalah and F. A. Gad, *Phosphorus, Sulfur Silicon Relat. Elem.*, 2009, **184**, 1665–1675.
- 148 C. Vigliani, A. Sinni and S. Menichetti, *Heteroat. Chem.*, 2014, **25**, 361–366.
- 149 K. Mahato, P. R. Bagdi and A. T. Khan, *RSC Adv.*, 2015, **5**, 48104–48111.
- 150 N. H. Metwally, *Phosphorus, Sulfur Silicon Relat. Elem.*, 2008, **183**, 2073–2085.
- 151 N. H. Metwally, M. A. Badawy and D. S. Okpy, *Chem. Pharm. Bull.*, 2015, **63**, 495–503.
- 152 D. Kaminsky, O. Vasylenko, D. Atamanyuk, A. Gzella and R. Lesyk, *Synlett*, 2011, **2011**, 1385–1388.
- 153 N. Zelisko, D. Atamanyuk, O. Vasylenko, A. Bryhas, V. Matyichuk, A. Gzella and R. Lesyk, *Tetrahedron*, 2014, **70**, 720–729.
- 154 N. Zelisko, D. Atamanyuk, Y. Ostapiuk, A. Bryhas, V. Matyichuk, A. Gzella and R. Lesyk, *Tetrahedron*, 2015, **71**, 9501–9508.
- 155 R. Lesyk, B. Zimenkovsky, D. Atamanyuk, F. Jensen, K. Kieć-Kononowicz and A. Gzella, *Bioorg. Med. Chem.*, 2006, **2011**, 5230–5240.
- 156 D. Havrylyuk, B. Zimenkovsky, O. Vasylenko, L. Zaprutko, A. Gzella and R. Lesyk, *Eur. J. Med. Chem.*, 2009, **44**, 1396–1404.
- 157 A. Lozynskyi, S. Golota, B. Zimenkovsky, D. Atamanyuk, A. Gzella and R. Lesyk, *Phosphorus, Sulfur Silicon Relat. Elem.*, 2016, **191**, 1245–1249.
- 158 A. Lozynskyi, V. Matyichuk, O. Karpenko, A. K. Gzella and R. Lesyk, *Biopolym. Cell*, 2017, **33**, 183–205.
- 159 A. Lozynskyi, V. Matyichuk, O. Karpenko, A. K. Gzella and R. Lesyk, *Heteroat. Chem.*, 2017, **23**, 1–5.
- 160 N. Zelisko, O. Karpenko, V. Muzychenko, A. Gzella, P. Grellier and R. Lesyk, *Tetrahedron Lett.*, 2017, **58**, 1751–1754.
- 161 A. Kryshchshyn, O. Roman, A. Lozynskyi and R. Lesyk, *Sci. Pharm.*, 2018, **86**, 26.
- 162 N. Zelisko, O. Karpenko, V. Muzychenko, A. Gzella and R. Lesyk, *Synth. Commun.*, 2021, **51**, 964–970.
- 163 B. Jędrzejewski, M. Musiejuk, J. Doroszuk and D. Witt, *Materials*, 2021, **14**, 1342.
- 164 A. Lozynskyi, A. Karkhut, S. Polovkovich, O. Karpenko, S. Holota, A. K. Gzella and R. Lesyk, *Results Chem.*, 2022, **4**, 100464.
- 165 T. L. Gilchrist and R. C. Storr, *Organic reactions and orbital symmetry*, Cambridge University Press, 1979.
- 166 R. Jasiński, *Symmetry*, 2021, **13**, 1911.
- 167 A. Throup, L. H. Patterson and H. M. Sheldrake, *Org. Biomol. Chem.*, 2016, **14**, 9554–9559.
- 168 Y. Zhu, J. Borstelmann, C. Neiss, W. Zheng, A. Görling, M. Kivala and M. A. Petrukhina, *Chem. Sci.*, 2025, **6**, 5762.
- 169 J. S. Chen, K. Houk and C. S. Foote, *J. Am. Chem. Soc.*, 1998, **120**, 12303–12309.
- 170 A. Kilaj, J. Wang, P. Straňák, M. Schwilk, U. Rivero, L. Xuvon, O. A. Lilienfeld, J. Küpper and S. Willitsch, *Nat. Commun.*, 2021, **12**, 6047.
- 171 T. Bekele, C. F. Christian, M. A. Lipton and D. A. Singleton, *J. Am. Chem. Soc.*, 2005, **127**, 9216–9223.
- 172 Q. Y. Cai, H. Zheng, Z. H. Li, L. K. Dong, J. S. Zhou and Y. Zhang, *J. Chem. Educ.*, 2024, **101**, 5068–5076.
- 173 K. N. Houk, Y. Li, J. Storer, L. Raimondi and B. Beno, *J. Chem. Soc. Faraday Trans.*, 1994, **90**, 1599–1604.
- 174 L. R. Domingo, E. Chamorro and P. Pérez, *Org. Biomol. Chem.*, 2010, **8**, 5495–5504.
- 175 B. R. Beno, S. Wilsey and K. Houk, *J. Am. Chem. Soc.*, 1999, **121**, 4816–4826.
- 176 D. McLeod, M. K. Thøgersen, N. I. Jessen, K. A. Jørgensen, C. S. Jamieson, X.-S. P. D. Xue and J. J. Mallet, *J. Am. Chem. Soc.*, 1976, **98**, 143.
- 177 K. Bartlett, F. Houk and L. R. Hoffmann, *Acc. Chem. Res.*, 2019, **52**, 3488–3501.
- 178 W. Fudickar and T. Linker, *J. Phys. Org. Chem.*, 2019, **32**, e3951.



- 179 X. He, I. Kevlishvili, K. Murcek, P. Liu and A. Star, *ACS Nano*, 2021, **15**, 4833–4844.
- 180 T. Afshari and M. Mohsennia, *Comput. Theor. Chem.*, 2018, **1140**, 117–124.
- 181 C. Valentin, M. Freccero, R. Gandolfi and A. Rastelli, *J. Org. Chem.*, 2000, **65**, 6112–6120.
- 182 L. R. Domingo, M. Ríos-Gutiérrez and P. Pérez, *J. Org. Chem.*, 2024, **89**, 12349–12359.
- 183 N. Byrne, P. C. Howlett, D. R. MacFarlane and M. Forsyth, *Adv. Mater.*, 2005, **17**, 2497–2501.
- 184 R. Jasiński, M. Kubik, A. Łapczuk-Krygier, A. Kącka, E. Dresler and A. Boguszewska-Czubarą, *React. Kinet. Mech. Catal.*, 2014, **113**, 333–345.
- 185 E. Dresler, A. Wróblewska and R. Jasiński, *Molecules*, 2023, **28**, 5289.
- 186 X. Xu, K. Wang and S. G. Nelson, *J. Am. Chem. Soc.*, 2007, **129**, 11690–11691.
- 187 L. Legnani, C. Lunghi, F. M. Albinì, C. Nativi, B. Richichi and L. Toma, *Eur. J. Org. Chem.*, 2007, **21**, 3547–3554.
- 188 S. Perreault, M. Poirier, P. Léveillé, O. René, P. Joly, Y. Dory and C. Spino, *J. Org. Chem.*, 2008, **73**, 7457–7466.
- 189 H. Jiang, D. C. Cruz, Y. Li, H. V. Lauridsen and K. A. Jørgensen, *J. Am. Chem. Soc.*, 2013, **135**, 5200–5207.
- 190 H. B. Yang, Y.-C. Yuan, Y. Wei and M. Shi, *Chem. Commun.*, 2015, **51**, 6430–6433.
- 191 V. Palani, J. Chen and T. R. Hoye, *Org. Lett.*, 2016, **18**, 6312–6315.
- 192 K. F. Suzdalev, J. V. Vyalyh, V. V. Tkachev, E. A. Lysenko, O. N. Burov, A. V. Lisovin and S. V. Kurbatov, *J. Org. Chem.*, 2021, **86**, 11698–11707.
- 193 M. G. Mlostoń, K. Urbaniak, M. Sobiecka, H. Heimgartner, E.-U. Würthwein, R. Zimmer and H. U. Reissig, *Molecules*, 2021, **26**, 2544.
- 194 D. R. A. Firestone, *Int. J. Chem. Kinet.*, 2013, **45**, 415–428.
- 195 D. J. Hastings and A. C. Weedon, *J. Org. Chem.*, 1991, **56**, 6326–6331.
- 196 C. Wentrup, *Acc. Chem. Res.*, 2011, **44**, 393–404.
- 197 R. K. Mohamed, P. W. Peterson and I. V. Alabugin, *Chem. Rev.*, 2013, **113**, 7089–7129.
- 198 M. Abe, *Chem. Rev.*, 2013, **113**, 7011–7088.
- 199 S. Comandini, N. Abid and J. Chaumeix, *J. Phys. Chem. A*, 2017, **121**, 5921–5931.
- 200 J. S. Tan, V. Hirvonen and R. S. Paton, *Org. Lett.*, 2018, **20**, 2821–2825.
- 201 M. Zhu, X. Zhang, C. Zheng and S. L. You, *Acc. Chem. Res.*, 2022, **55**, 2510–2525.
- 202 G. Tay, S. Nishimura and H. Oguri, *Chem. Sci.*, 2024, **15**, 15599–15609.
- 203 X. He, I. Kevlishvili, K. Murcek, P. Liu and A. Star, *ACS Nano*, 2021, **15**, 4833–4844.
- 204 J. Ma, S. Chen, P. Bellotti, R. Guo, F. Schäfer, A. Heusler and F. Glorius, *Science*, 2021, **371**, 1338–1345.
- 205 L. K. Montgomery, K. Schueller and P. D. Bartlett, *J. Am. Chem. Soc.*, 1964, **86**, 622–628.
- 206 J. E. Argüello, R. Pérez-Ruiz and M. A. Miranda, *Org. Lett.*, 2007, **9**, 3587–3590.
- 207 F. Sachse, K. Gebauer and C. Schneider, *Eur. J. Org. Chem.*, 2021, **2021**, 64–71.
- 208 F. Sachse and C. Schneider, *Org. Lett.*, 2021, **23**, 2682–2686.
- 209 W. Oppolzer, *Synthesis*, 1987, **1978**, 793–802.
- 210 G. Brieger and J. N. Bennett, *Chem. Rev.*, 1980, **80**, 63–97.
- 211 M. Bao, A. R. R. Bohórquez, H. Arman and M. P. Doyle, *Chem. Sci.*, 2024, **15**, 12042–12046.
- 212 K. I. Takao, R. Munakata and K. I. Tadano, *Chem. Rev.*, 2005, **105**, 4779–4807.
- 213 M. Juhl and D. Tanner, *Chem. Soc. Rev.*, 2009, **38**, 2983–2992.
- 214 H. V. Pham, R. S. Paton, A. G. Ross, S. J. Danishefsky and K. N. Houk, *J. Am. Chem. Soc.*, 2014, **136**, 2397–2403.
- 215 M. Ghandi, S. Feizi, M. T. Nazeri, B. Notash and J. Iran, *J. Iran. Chem. Soc.*, 2017, **14**, 177–187.
- 216 K. Majumdar, A. Taher and K. Ray, *Tetrahedron Lett.*, 2009, **50**, 3889–3891.
- 217 M. Kiamehr and F. M. Moghaddam, *Tetrahedron Lett.*, 2009, **50**, 6723–6727.
- 218 F. M. Moghaddam, M. Kiamehr, S. Taheri and Z. Mirjafary, *Helv. Chim. Acta*, 2010, **93**, 964–973.
- 219 F. M. Moghaddam, M. Kiamehr, M. R. Khodabakhshi, Z. Mirjafary, S. Fathi and H. Saeidian, *Tetrahedron*, 2010, **66**, 8615–8622.
- 220 K. Majumdar, A. Taher and S. Ponra, *Synthesis*, 2010, **2010**, 4043–4050.
- 221 K. Majumdar, A. Taher and S. Ponra, *Tetrahedron Lett.*, 2010, **51**, 2297–2300.
- 222 V. S. Matiychuk, R. B. Lesyk, M. D. Obushak, A. Gzella, D. V. Atamanyuk, Y. V. Ostapiuk and A. P. Kryshchshyn, *Tetrahedron Lett.*, 2008, **49**, 4648–4651.
- 223 A. O. Bryhas, Y. I. Horak, Y. V. Ostapiuk, M. D. Obushak and V. S. Matiychuk, *Tetrahedron Lett.*, 2011, **52**, 2324–2326.
- 224 A. Kryshchshyn, D. Atamanyuk and R. Lesyk, *Sci. Pharm.*, 2012, **80**, 509–530.
- 225 F. M. Moghaddam, B. K. Foroushani, M. Sobhani, M. R. Khodabakhshi and N. S. Weng, *Tetrahedron*, 2013, **69**, 8169–8173.
- 226 N. J. Parmar, B. D. Parmar, T. R. Sutariya, R. Kant and V. K. Gupta, *Tetrahedron Lett.*, 2014, **55**, 6060–6064.
- 227 B. D. Parmar, T. R. Sutariya, G. C. Brahmabhatt, N. J. Parmar, R. Kant, V. K. Gupta, P. R. Murumkar, M. K. Sharma and M. R. Yadav, *Mol. Divers.*, 2016, **20**, 639–657.
- 228 M. Kiamehr, B. Alipour, L. Mohammadkhani, B. Jafari and P. Langer, *Tetrahedron*, 2017, **73**, 3040–3047.
- 229 A. Lozynskiy, A. Karkhut, S. Polovkovych, O. Karpenko, S. Holota, A. K. Gzella and R. Lesyk, *Results Chem.*, 2022, **4**, 100464.
- 230 M. Kiamehr, F. Khademi, B. Jafari and P. Langer, *Chem. Heterocycl. Compd.*, 2020, **56**, 392–398.

