



Cite this: *Chem. Commun.*, 2025, 61, 4757

# Recent development of azahelicenes showing circularly polarized luminescence

Chihiro Maeda \* and Tadashi Ema \*

Recently, a variety of circularly polarized luminescence (CPL) dyes have been developed as next-generation chiroptical materials. Helicenes, *ortho*-fused aromatics, have been recognized as some of the most promising CPL dyes. Although typical carbohelicenes show CPL, weak fluorescence is often emitted in the blue region. In contrast, heteroatom-embedded helicenes (heterohelicenes) can show intense fluorescence and CPL in the visible region because heteroatoms alter the electronic states of helicene frameworks. Among various heterohelicenes, nitrogen-embedded helicenes (azahelicenes) have unique features such as facile functionalization and sensitive responses to acid/base or metal ions. Furthermore, polycyclic aromatic hydrocarbons (PAHs) containing azaborine units have been recognized as excellent luminescent materials, and the helical derivatives, B,N-embedded helicenes, have been rapidly growing recently. In this feature article, we review and summarize the synthesis and chiroptical properties of azahelicenes, which are classified into imine-type and amine-type azahelicenes and B,N-embedded helicenes. CPL switching systems of azahelicenes are also reviewed.

Received 27th November 2024,  
Accepted 19th February 2025

DOI: 10.1039/d4cc06307d

[rsc.li/chemcomm](http://rsc.li/chemcomm)

## 1. Introduction

Circularly polarized luminescence (CPL) is associated with the difference in intensities of the left-handed ( $I_L$ ) and right-handed circularly polarized light ( $I_R$ ), and CPL-active dyes have been actively studied for their potential application in 3D displays, security paints, information storage, and optical communications.<sup>1</sup> CPL is generally evaluated using the luminescence dissymmetry factor,  $g_{lum}$ , defined as  $2(I_L - I_R)/(I_L + I_R)$ . A variety of chiral organic molecules and metal complexes with high  $g_{lum}$  values have been developed, although it has often been difficult to achieve high values of both fluorescence quantum yield ( $\Phi_F$ ) and  $g_{lum}$ . Recently, CPL brightness ( $B_{CPL}$ ) defined as  $\epsilon \times \Phi_F \times g_{lum}/2$  has also been used to quantify the whole chiroptical performance including the molar extinction coefficient ( $\epsilon$ ) and  $\Phi_F$  along with  $g_{lum}$ .<sup>1f</sup>

Helicenes are polycyclic aromatic hydrocarbons (PAHs) consisting of *ortho*-fused aromatic rings showing chiroptical properties derived from inherent helical chirality and have been recognized as some of the most promising CPL dyes.<sup>2</sup> Although general carbohelicenes exhibit CPL, their fluorescence is often weak and emitted in the blue region. In addition, CPL and circular dichroism (CD) are more sensitive to substituents than to helical sense.<sup>3</sup> On the other hand, the incorporation of heteroatoms into helicene frameworks can modulate the

electronic states, and such heteroatom-embedded helicenes (heterohelicenes) show intense fluorescence and CPL in the visible to near infrared (NIR) region. Among the heterohelicenes, nitrogen-embedded helicenes (azahelicenes) have attracted considerable attention due to easy functionalization and derivatization and possible mutual interactions such as hydrogen bonding and metal coordination.

Azahelicenes can be classified into imine-type and amine-type (Fig. 1). The former often contains a pyridine ring, while the latter usually contains a pyrrole or carbazole ring. Imine-type nitrogen allows protonation to generate cationic species or coordination with metal ions, which enables a pH- or coordination-driven chiroptical switching. Amine-type nitrogen allows various functionalizations such as alkylation, arylation, borylation, and metal complexation, and such azahelicenes function as a chiral electron-donating unit.



Fig. 1 Classification of nitrogen-embedded helicenes in this article.

Division of Applied Chemistry, Graduate School of Natural Science and Technology, Okayama University, Tsushima, Okayama 700-8530, Japan.  
E-mail: [cmaeda@okayama-u.ac.jp](mailto:cmaeda@okayama-u.ac.jp), [ema@cc.okayama-u.ac.jp](mailto:ema@cc.okayama-u.ac.jp)



Azaborines contain both nitrogen and boron atoms in an aromatic six-membered ring in place of two carbon atoms and have unique electronic states, aromaticity, and reactivities.<sup>4</sup> Recently, PAHs containing azaborine unit(s) have been recognized as excellent luminescent materials such as thermally activated delayed fluorescence (TADF) emitters and organic light-emitting diodes (OLEDs).<sup>4c-e</sup> Very recently, helicenes with azaborine unit(s) have been actively studied for their potential application as chiral TADF materials and in CP-OLEDs.

Here, we summarize recent advances in CPL-active azahelicenes, classifying them into imine-type and amine-type aza-helicenes and B,N-embedded helicenes containing azaborine units (Fig. 1). The key synthetic schemes to obtain azahelicenes and examples of CPL switching are highlighted.

## 2. Synthesis and CPL properties of azahelicenes

Although the distortion of helicenes sometimes hinders the synthesis, extensive and intensive efforts have been devoted to the development of synthetic methods for a variety of helicenes including long helicenes, multiple helicenes, and cationic helicenes. In this section, the synthesis of CPL-active azahelicenes is summarized. Some examples of the enantioselective synthesis are also highlighted.

### 2.1. Azahelicenes with imine-type nitrogen

Otani, Shibata, and co-workers developed the facile two-step synthesis of tetraaza[7]helicene **1** from 2,9-dichloro-1,10-phenanthroline *via* the double amination reaction followed by hypervalent iodine-mediated intramolecular coupling (Scheme 1a).<sup>5a</sup> Racemate **1** was resolved by means of HPLC with a CHIRALCEL OD stationary phase into each enantiomer showing fluorescence and CPL with  $\Phi_F$  and  $|g_{lum}|$  values of 0.39 and  $9 \times 10^{-3}$ , respectively. Interestingly, the  $\Phi_F$  value increased to 0.80 upon protonation with TFA. The same group also synthesized polyaza[9]helicenes **2a** and **2b** *via* the reaction of *p*-phenylenediamine with 2-chloro-1,10-phenanthroline or 2-chlorobenzoquinoline followed by intramolecular coupling (Scheme 1b).<sup>5b</sup> **2a** and **2b** showed even higher  $|g_{lum}|$  values of  $2.7 \times 10^{-2}$  and  $2.0 \times 10^{-2}$ , respectively. The redshifted CPL suggests the structural change or aggregation in the excited state, which might contribute to large  $|g_{lum}|$  values.

Mori, Miura, and co-workers reported the two-step synthesis of tetraaza[7]helicene **3** from indolocarbazole *via* direct arylation with 2-bromo-6-phenylpyridine, followed by dehydrogenative intramolecular coupling (Scheme 2).<sup>6</sup> Racemic compound **3** was resolved by means of HPLC using a YMC CHIRAL ART amylose-SA stationary phase into each enantiomer showing CPL with a  $|g_{lum}|$  value of  $4.4 \times 10^{-3}$  at 429 nm, which increased to  $5.8 \times 10^{-3}$  at 509 nm upon protonation.

Gu and co-workers reported a ring-expansion strategy for the synthesis of  $\alpha$ -aryl aza[7]helicene **4** *via* the acid-mediated reaction of helical dinaphthofluoren-9-ols with  $\text{NaN}_3$  (Scheme 3).<sup>7</sup> The reaction mechanism was proposed as follows. Carbocation



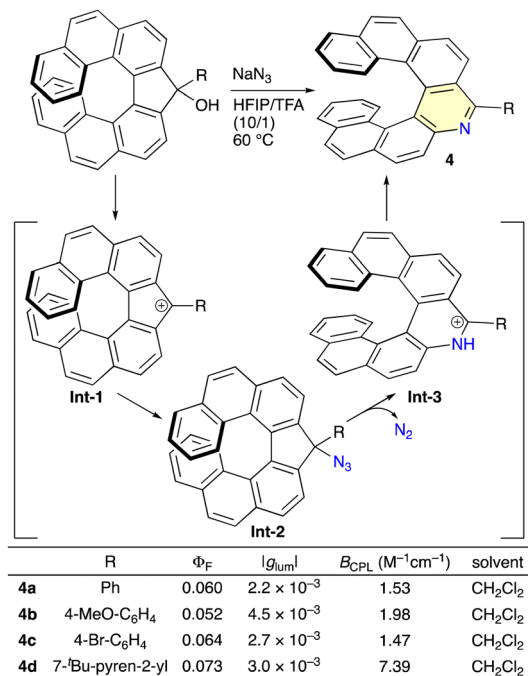
Scheme 1 Synthesis of polyazahelicenes (a) **1** and (b) **2**.



Scheme 2 Synthesis of tetraaza[7]helicene **3**.

**Int-1** is generated *via* the protonation of the tertiary alcohol. Azido fluorene **Int-2** was formed *via*  $\text{S}_{\text{N}}1$  type substitution. Subsequently, 1,2-migration/ring expansion occurs with the release of  $\text{N}_2$  to deliver N-heterocyclic cation species **Int-3**. Finally, aromatization/deprotonation of **Int-3** produces aza-helicene **4**. Because the tertiary alcohols could be readily prepared





Scheme 3 Synthesis of  $\alpha$ -aryl aza[7]helicenes **4** via the acid-mediated ring-expansion strategy.

by the reactions of helical ketones with Grignard reagents or organolithiums, a variety of azahelicenes were obtained. The azahelicenes showed CPL at around 490 nm with  $|g_{lum}|$  values of  $2.2$ – $4.5 \times 10^{-3}$ .

Lacour and co-workers have investigated the synthesis and chiroptical properties of cationic azahelicenes **5**, which are of particular interest due to the chemical and configurational stabilities, easy preparation, and chiroptical properties in up to the far-red region (Fig. 2).<sup>8</sup> Functionalization of the 6-position produced various cationic azahelicenes with tunable chiroptical properties, and CPL was recorded in the red region with a  $|g_{lum}|$  value of *ca.*  $1 \times 10^{-3}$ .<sup>8a</sup> The authors also synthesized oligoacene-incorporated azahelicene **6** showing CPL at

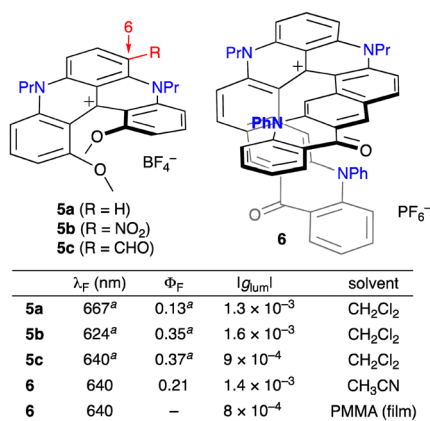


Fig. 2 Cationic azahelicenes **5** and **6**. <sup>a</sup>In  $CH_3CN$ .



Scheme 4 Synthesis of phenanthrene-fused cationic aza[7]helicene **7**.

640 nm both in acetonitrile solution and in the PMMA film with  $|g_{lum}|$  values of  $1.4 \times 10^{-3}$  and  $8 \times 10^{-4}$ , respectively.<sup>8c</sup>

Olivier, Ferrand, and co-workers synthesized phenanthrene-fused cationic aza[7]helicene **7** (Scheme 4).<sup>9</sup> When bis(benzo[*c*]phenanthren-2-yl)phenylamine was treated under Vilsmeier–Haack conditions, intramolecular cycloaromatization and simultaneous quaternarization occurred to form the dibenzoacridinium derivative, and the subsequent intramolecular dehydrogenative C–C coupling between one of the phenanthrene units and the neighboring pyridinium ring took place leading to the formation of **7**. **7** was soluble both in organic and aqueous media ( $H_2O/MeOH = 9/1$ ) and showed CPL with  $|g_{lum}|$  values of  $6 \times 10^{-3}$  in both media after the optical resolution by means of HPLC on a CHIRALPAK IA stationary phase.

The development of efficient methods for the enantioselective synthesis of heterohelicenes is important and challenging. Tanaka and co-workers achieved the enantioselective synthesis of S-shaped double azahelicenes (Scheme 5).<sup>10</sup> The gold-catalyzed sequential intramolecular hydroarylation of alkynes in the presence of AgOTf and (*S*)- or (*R*)-BINAP produced S-shaped double azahelicene **8** in 60% yield with an enantiomeric excess (ee) of >99% (Scheme 5a).<sup>10a</sup> Removal of the 4-alkoxybenzyl groups on the nitrogen atoms followed by chlorination afforded double azahelicene **9** possessing two pyridine units without racemization. **8** and **9** showed intense CPL with  $|g_{lum}|$  values of  $2.8 \times 10^{-2}$  and  $1.1 \times 10^{-2}$ , respectively. The authors also reported the rhodium-catalyzed intramolecular [2+2+2] cycloaddition of cyanodiyne in the presence of (*S*)-xyl-segphos giving S-shaped double azahelicene-like molecule **10** in 71% yield with 89% ee (Scheme 5b).<sup>10b</sup> **10** showed fluorescence at 489 nm with a  $\Phi_F$  value of 0.21, which increased to 0.32 at 555 nm upon protonation with TFA. **10** is also CPL-active with  $|g_{lum}|$  values of  $1.4 \times 10^{-3}$  in the neutral state and  $1.2 \times 10^{-3}$  in the cationic state.

Zhong, Luo, Zhu, and co-workers achieved the palladium-catalyzed modular synthesis of pyridohelicenes through double cyclization reactions, and a variety of pyrido[6]helicenes and furan-containing pyrido[7]helicenes were obtained by the enantioselective reactions of diisocyanides with aryl iodides.<sup>11</sup> A representative example is shown in Scheme 6. (*P*)-/(*M*)-Enantiomers of **11** exhibited mirror-image CD spectra with absorption dissymmetry factors ( $g_{abs}$ ) of  $+3.9$ – $5.0 \times 10^{-3}$  at 340 nm, and they also exhibited mirror-image CPL with a  $|g_{lum}|$  value of  $6.25 \times 10^{-4}$  at 430 nm. The origin of enantioselectivity





Scheme 5 Enantioselective synthesis of double azahelicenes (a) **8**, **9**, and (b) **10**.



Scheme 6 Enantioselective synthesis of pyrido[6]helicene **11**.

was studied by DFT calculations on the second pyridine ring formation. A pivalate ion-assisted concerted metalation-deprotonation (CMD) takes place in the enantioselectivity-determining step. The formation of the major enantiomer is 3.4 kcal mol<sup>-1</sup> more favorable than that of the minor enantiomer. This calculated energy difference corresponds to 98% ee,

which agrees with the experimental result (98% ee). Clearly, this energy difference in the C–H bond activation is the key to the highly enantioselective reaction.

## 2.2. Azahelicenes with amine-type nitrogen

Carbazole is known as a planar tricyclic aromatic showing highly emissive and electron-conducting abilities and chemical stabilities. From another viewpoint, carbazole can be regarded as an aza[3]helicene, and  $\pi$ -extension at the 3,4- and 5,6-positions leads to aza[*n*]helicenes showing chiroptical properties. Hiroto, Shinokubo, and co-workers developed the synthesis of aza[5]helicene **12** via the oxidative coupling of a 2-aminoanthracene derivative with DDQ in the presence of EtOH (Scheme 7a).<sup>12a</sup> Thanks to the bulky triisopropylsilyl groups, optically active compound **12** was resolved by means of HPLC using a CHIRALPAK IA stationary phase and showed fluorescence and CPL with a  $\Phi_F$  value of 0.36 and a  $|g_{lum}|$  value of  $3 \times 10^{-3}$ . The same group also synthesized figure-eight aza[5]helicene dimer **13** showing more intense CPL with a  $\Phi_F$  value of 0.58 and a  $|g_{lum}|$  value of  $8.5 \times 10^{-3}$ , and the  $B_{CPL}$  reached 152 M<sup>-1</sup> cm<sup>-1</sup> (Scheme 7b).<sup>12b</sup>

The photocyclization of 3,6-bis(styryl)carbazoles giving aza[7]helicenes is an efficient and practical method because the substrates are readily prepared via the Mizoroki–Heck reaction of 3,6-dihalogenated carbazoles (Scheme 8).<sup>13</sup> On the other hand, similar aza[7]helicenes were also synthesized via the double amination reaction<sup>14</sup> or S<sub>N</sub>Ar reaction of thia[7]helicene *S,S*-dioxides.<sup>15</sup> Nakano and co-workers investigated the chiroptical properties of **14a** and **14b**, and  $|g_{abs}|$  and  $|g_{lum}|$  values of  $4 \times 10^{-3}$  were recorded.<sup>15</sup> Wang, Wang, and co-workers found that tetramethyl-substituted aza[7]helicene **14c** showed an enhanced racemization barrier and chiroptical performance with a  $|g_{lum}|$  value of  $3.1 \times 10^{-3}$  as compared to unsubstituted aza[7]helicene **14d** ( $2.0 \times 10^{-3}$ ).<sup>14c</sup>



Scheme 7 (a) Synthesis of aza[5]helicene **12**. (b) Figure-eight aza[5]helicene dimer **13**.



Scheme 8 Synthesis of aza[7]helicene **14**. <sup>a</sup>In CH<sub>2</sub>Cl<sub>2</sub>.

Maeda, Ema, and co-workers developed the facile synthesis of aza[7]helicene **15** *via* the intramolecular oxidative aromatic coupling of 3,6-bis(1,1'-biphenyl-2-yl)carbazole (Scheme 9a).<sup>16a</sup> Attachment of benzoxazole or benzothiazole to **15**, followed by the boron complexation produced chiral BODIPY analogues **16a** and **16b** showing CPL with  $g_{lum}$  values of  $8.7 \times 10^{-4}$  and  $7.0 \times 10^{-4}$ , respectively. Furthermore, (*R*)-BINOL was attached to the boron atom *via* the Et<sub>2</sub>AlCl-mediated reaction developed by the same group.<sup>17</sup> The chiroptical properties of **17a** and **17b**

were enhanced by the attachment of axial chirality. Interestingly, the (*R,P*)-diastereomers showed somewhat higher  $g_{lum}$  values ( $-1.5 \times 10^{-3}/-1.2 \times 10^{-3}$  for **17a/17b**) than the (*R,M*)-diastereomers ( $+1.2 \times 10^{-3}/+8.8 \times 10^{-4}$  for **17a/17b**), suggesting the enhancement effect of chirality by the (*P*)-azahelicene and (*R*)-binaphthyl group. They also investigated the oxidative aromatic coupling of several 3,6-bis(2-arylphenyl)carbazoles, and the corresponding aza[7]helicenes **18a–c** and hetero[9]helicenes **18d–f** were synthesized (Scheme 9b).<sup>16b</sup> Interestingly, triple helicene **18g** was obtained from the 3,6-bis(2-naphthylphenyl)carbazole *via* double rearrangement. This rearrangement was controlled by the *N*-substituents of the carbazoles; Similar rearrangement products were obtained from the *N*-ethyl and *N*-4-*tert*-butylphenyl carbazoles, while the aza[9]helicene was obtained from the *N*-benzoyl carbazole.<sup>16c</sup> These azahelicenes showed CPL with  $|g_{lum}|$  values in the range of  $2.9 \times 10^{-4}$ – $3.5 \times 10^{-3}$ .

Because of the synthetic ease and potential applications as a chiral electron-donating unit, azahelicene **15** was also used by other groups.<sup>18–21</sup> Wang and co-workers synthesized donor-acceptor (D–A) type CPL materials **19** composed of azahelicene **15** and triphenyltriazine (Fig. 3a).<sup>18</sup> DFT calculations of **19a** suggested that the magnitude of the transition dipole moment  $|\mu|$  and magnetic dipole moment  $|m|$  was highly dependent on the dihedral angle ( $\phi$ ) of the D–A moiety and that the minimum  $|\mu|$  value was calculated at a  $\phi$  value of 105°. Because the  $\mu$  and  $m$  were aligned in parallel at any  $\phi$ , a maximum  $g_{lum}$  was expected at 105°. Based on the calculations, **19b** with two methyl groups was also prepared since the  $\phi$  value of the calculated structure of **19b** was 92°, close to the ideal value of

Scheme 9 (a) Synthesis of aza[7]helicene **15** and derivatized boron complexes **16** and **17**. (b) Synthesis of aza[7]helicenes and aza[9]helicenes **18**.

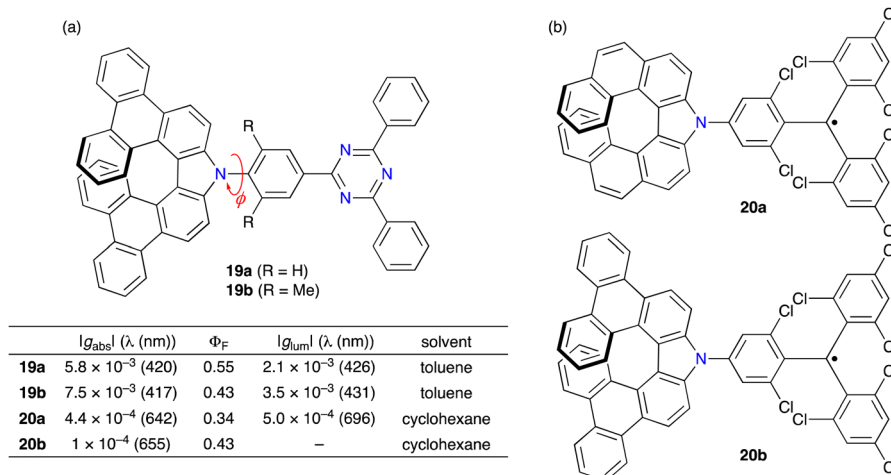


Fig. 3 Aza[7]helicene functionalized (a) triphenyltriazines **19** and (b) triphenylmethyl radicals **20**.

105°. **19a** and **19b** showed similar CPL responses at 390–500 nm, while **19b** showed a higher  $|g_{\text{lum}}|$  value of  $3.5 \times 10^{-3}$  than **19a** ( $2.1 \times 10^{-3}$ ). This work provides a new insight to boost the  $|g_{\text{lum}}|$  value of D–A type CPL materials by modulating the dihedral angle ( $\phi$ ).

Ravat, Kuehne, and co-workers synthesized aza[7]helicenes **20** functionalized with triphenylmethyl radicals *via* the Buchwald–Hartwig amination of iodinated-tris(2,4,6-trichlorophenyl)methyl radical with **14d** or **15** (Fig. 3b).<sup>19</sup> These radicals were stable enough to be isolated and resolved into the enantiomers. **20a** and **20b** displayed broad absorption bands at around 650 nm originating from the transition of the highest occupied molecular orbital (HOMO) to singly occupied molecular orbital (SOMO) and fluorescence at around 700 nm with  $\Phi_{\text{F}}$  values of *ca.* 0.4. Optically active **20a** showed CPL with a  $|g_{\text{lum}}|$  value of  $5.0 \times 10^{-4}$ , while **20b** was CPL-inactive under the measurement conditions.

Zhang, Chen, and co-workers synthesized double aza[7]helicene **21** *via* the  $\text{KMnO}_4$ -mediated N–N coupling of the brominated aza[7]helicene, followed by the Yamamoto coupling (Scheme 10).<sup>20</sup> **21** showed a relatively weak absorption band at 560 nm probably due to the existence of the central N2C4 core with antiaromatic character. Optical resolution of **21** was performed by means of HPLC using a CHIRALPAK IA-3 stationary phase to furnish (*P,P*)-**21** and (*M,M*)-**21** showing mirror-imaged CD along with the achiral compound (*P,M*)-**21**. The optically active compound (*P,P*)-**21** showed red CPL with a  $\Phi_{\text{F}}$  value of 0.86, a  $|g_{\text{lum}}|$  value of  $2.2 \times 10^{-4}$ , and a  $B_{\text{CPL}}$  value of  $13.2 \text{ M}^{-1} \text{ cm}^{-1}$ . **21** also showed solid-state fluorescence with a  $\Phi_{\text{F}}$  value of 0.10, and CPL was recorded in the film state with a  $|g_{\text{lum}}|$  value of  $2.0 \times 10^{-4}$ . Furthermore, cyclic voltammetry (CV) measurements of **21** revealed two reversible one-electron oxidation waves at +0.30 and +0.73 V (vs.  $\text{Fc}^+/\text{Fc}$  in  $\text{CH}_2\text{Cl}_2$ ). Hence, chemical oxidation of **21** was also conducted using  $\text{NOSbF}_6$ , which generated radical cation **21**<sup>•+</sup> and dication **21**<sup>2+</sup> in two steps. Nucleus-independent chemical shift (NICS) values of the central N2C4 core were calculated to be +9.25 and –10.68 for **21** and **21**<sup>2+</sup>, respectively, indicating switching from antiaromaticity



Scheme 10 Synthesis of double aza[7]helicene **21**.

to aromaticity character. This aromaticity and antiaromaticity switching was further supported by the anisotropy of the induced current density (ACID) calculations and harmonic oscillator model of aromaticity (HOMA) values.

Li, Jin, Chen, and co-workers synthesized triphenylamine-bridged aza[7]helicene dimer **22** *via* the Suzuki–Miyaura coupling of racemic dibromoaza[7]helicene and triphenylamine 4,4'-diboronate pinacol ester (Scheme 11).<sup>21</sup> Interestingly, meso compound (*P,M*)-**22** was not detected. Optical resolution of **22** was performed by means of HPLC on a CHIRALPAK IG-3 stationary phase to furnish (*P,P*)-**22** and (*M,M*)-**22** showing



Scheme 11 Synthesis of triphenylamine-bridged aza[7]helicene dimer **22**.

mirror-imaged CD with a  $|g_{abs}|$  value of  $2.5 \times 10^{-3}$  at 435 nm and CPL with a  $|g_{lum}|$  value of  $5.0 \times 10^{-3}$  at 460 nm. The  $\Phi_F$  value was nearly quantitative (0.99), and the  $B_{CPL}$  value reached  $100 M^{-1} cm^{-1}$ . Furthermore, the chemical oxidation of electron-rich chiral macrocycle **22** with  $NOSbF_6$  generated a tetraradical cation species as confirmed by the UV/vis-NIR absorption and ESR spectroscopy.

Casado, Liu, and co-workers prepared hexa-*peri*-hexabenzocoronene (HBC)-fused aza[7]helicene **23** (Fig. 4).<sup>22</sup> **23** adopts a twist-helix geometry, while the energy barrier for racemization dramatically increases to  $143 kcal mol^{-1}$ , which is much higher than the value of typical aza[7]helicenes such as **15** (*ca.*  $30 kcal mol^{-1}$ ). **23** exhibited excellent chiroptical properties

Fig. 4 Structure of  $\pi$ -extended aza[7]helicene **23**.

with a  $|g_{abs}|$  value of  $1.0 \times 10^{-2}$ , a  $|g_{lum}|$  value of  $7.0 \times 10^{-3}$ , and a  $B_{CPL}$  value of  $95.2 M^{-1} cm^{-1}$ .

Expanded helicenes, which are defined as helicene analogues containing linearly fused aromatic rings in the helical structures, are promising candidates for molecular springs due to their large helical diameter. However, the optical resolution has rarely been achieved because of the low racemization barrier. In addition, it is also difficult to achieve high  $g_{lum}$  values due to the flexible structures in the excited state. Yang, Wu, and co-workers reported the synthesis of expanded azahelicenes **24a–e** consisting of up to 43 fused rings *via* the Suzuki–Miyaura coupling of 3,6-dibromo-2,7-bis(2-methoxyvinyl)carbazole and anthracene 1,8-diboronic ester and the subsequent  $Bi(OTf)_3$ -catalyzed cyclization (Scheme 12).<sup>23a</sup> **24a–e** were obtained in 81% total yields in two steps and easily separated by means of gel permeation chromatography (GPC). **24b–d** were characterized by X-ray diffraction analysis and resolved by means of HPLC on a CHIRALPAK IG stationary phase into each enantiomer. They showed CPL with  $|g_{lum}|$  and  $B_{CPL}$  values of up to  $2.1 \times 10^{-2}$  and  $76 M^{-1} cm^{-1}$ , respectively, which are superior to the all-carbon counterparts.<sup>23b</sup>

It is quite challenging to synthesize longer helicenes. Tanaka and co-workers reported the synthesis of benzannulated aza[*n*]helicenes **25a–f** ( $n = 9–19$ ) *via* the one-shot oxidative fusion reaction of *ortho*-phenylene-bridged oligopyrroles with PIFA (Scheme 13a).<sup>24a</sup> The structures of all the aza[*n*]helicenes were characterized by X-ray diffraction analysis, which revealed the triple-layer helices of the aza[17]helicene and aza[19]helicene for the first time. **25a–d** were butylated with an excess amount of butyl iodide, and the optical resolution of the *N*-butylated azahelicenes was determined to give two fractions showing mirror-imaged CD and CPL spectra with  $|g_{lum}|$  values of  $1.7–5.7 \times 10^{-3}$  in THF. The same group also

Scheme 12 Synthesis of expanded azahelicenes **24a–e**.

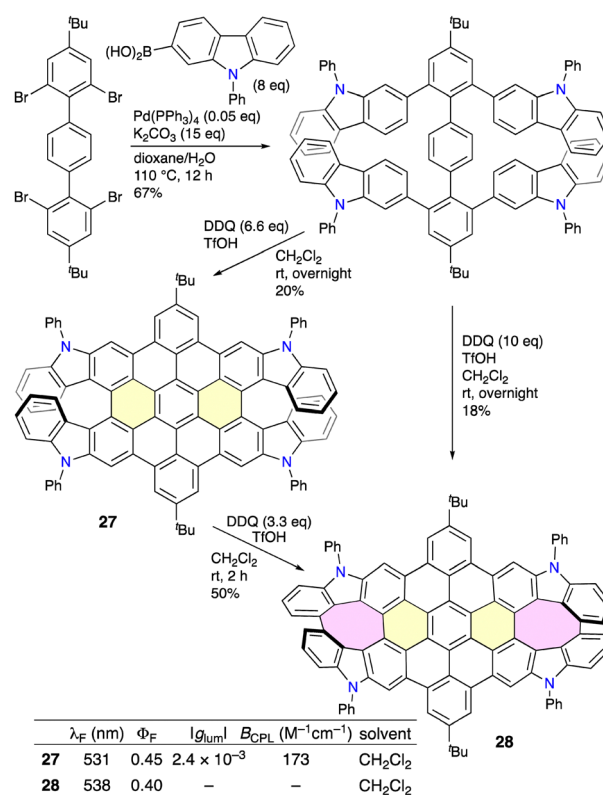


Scheme 13 (a) Synthesis of benzannulated aza[n]helicenes **25** up to  $n = 19$ . (b) Benzannulated double aza[9]helicenes **26**.

reported the two-step synthesis of benzannulated double aza[9]helicenes *via* the Suzuki–Miyaura coupling of 1,2,4,5-tetrabromobenzene and 5-(2-(indol-2-yl)phenyl)pyrrole 2-boronic ester and the subsequent oxidative fusion reaction using PIFA.<sup>24b</sup> Optical resolution of *N*-alkylated double aza[9]helicenes **26-Et** and **26-Bu** was achieved, and the optically active double helicenes showed fluorescence and CPL with  $\Phi_F$  and  $|g_{lum}|$  values of 0.35 and  $1 \times 10^{-3}$ , respectively (Scheme 13b).

Hu and co-workers reported the two-step synthesis of double aza[7]helicene **27** *via* the Suzuki–Miyaura coupling of 4,4'-di-*tert*-butyl-2,2'',6,6''-tetrabromo-*p*-terphenyl and 9-phenylcarbazole-2-boronic acid and the subsequent Scholl reaction using DDQ/TfOH (Scheme 14).<sup>25</sup> Interestingly, the use of a larger amount of DDQ or the further reaction of **27** furnished aza-nanographene **28** with two octagons, which bound C<sub>60</sub> and C<sub>70</sub> with binding constants ( $K_a$ ) of  $9.5 \times 10^3$  and  $3.7 \times 10^4$  M<sup>-1</sup>, respectively. DFT calculations and VT-NMR analysis indicated the fast racemization of **28** at rt, while **27** was resolved by means of HPLC on a CHIRALPAK IE stationary phase into each enantiomer showing fluorescence and CPL with  $\Phi_F$  and  $|g_{lum}|$  values of 0.45 and  $2.4 \times 10^{-3}$ , respectively. The  $B_{CPL}$  was calculated to be 173 M<sup>-1</sup> cm<sup>-1</sup>, which was among the highest values for ever-reported helical molecules.

Ito, Jin, and co-workers demonstrated the crystalline-induced chirality transfer in conformationally flexible aza[5]helicene Au(i) complexes inducing CPL (Scheme 15).<sup>26</sup> Chiral NHC Au(i) complexes (*S,S*)- and (*R,R*)-**29** were obtained from (*S,S*)- or (*R,R*)-NHC Au(i) chloride and aza[5]helicene in 96% and 92%, respectively. (*S,S*)-**29** exhibited dynamic chirality in the aza[5]helicene moiety because of the low flipping barrier, and CPL was inactive in solution. In sharp contrast, the chiral diphenyl moieties of the (*S,S*)-NHC ligand interacted with the aza[5]helicene unit of another complex in the crystal to induce



Scheme 14 Synthesis of double aza[7]helicene **27** and aza-nanographene **28**.

(*M*)-chirality in the aza[5]helicene, and the crystal showed CPL at 390–470 nm with a  $|g_{lum}|$  value of  $3 \times 10^{-3}$ .

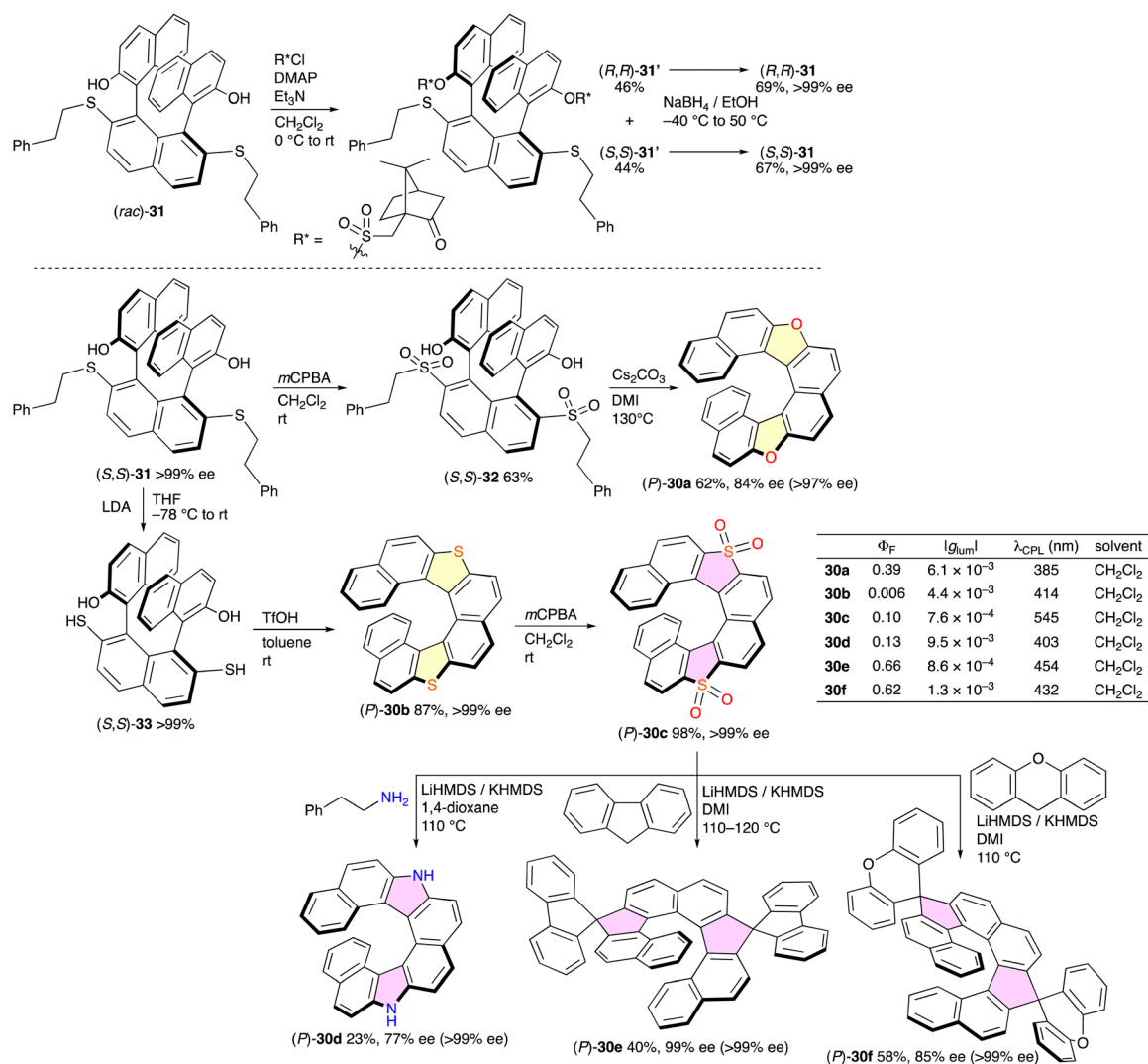
As shown above, most of the optically active azahelicenes were resolved by means of chiral HPLC on a small scale. Therefore, the development of the efficient preparation of





Scheme 15 Crystalline-induced chirality transfer in the aza[5]helicene Au(I) complex (S,S)-**29**. R = 3,5-di-tert-butylbenzyl.

optically active helicenes has been desired for wide applications. Diastereomer methods are one of the promising strategies to separate (*P*)- and (*M*)-diastereomers of helicenes or their precursors by silica gel chromatography. Yorimitsu and co-workers reported the systematic asymmetric synthesis of dihetero[8]helicenes **30** from common intermediate **31**, which was resolved into optically active species by the diastereomer method (Scheme 16).<sup>27</sup> Treatment of (*rac*)-**31** with (+)-10-camphorsulfonyl chloride gave diastereomers **31'**, which were successfully separated by silica gel chromatography into (*S,S*)-**31'** and (*R,R*)-**31'**. The sulfonyl groups could be removed with NaBH<sub>4</sub>. The optically active **31** was converted into bis-sulfone **32** and dithiol **33**, and the subsequent cyclization reactions of **32** and **33** furnished dioxo[8]helicene **30a** and dithia[8]helicene **30b**, respectively. Dithia[8]helicene **30b** was oxidized to the corresponding tetraoxide **30c**, which was further converted into diaza[8]helicene **30d** and spiro-shaped helicenes **30e** and **30f**. Importantly, the enantiopurities were mostly retained, and these dihetero[8]helicenes were obtained in enantiomerically



Scheme 16 Synthetic routes to dihetero[8]helicenes **30a–f**. Values of ee in parenthesis are those after recrystallization.



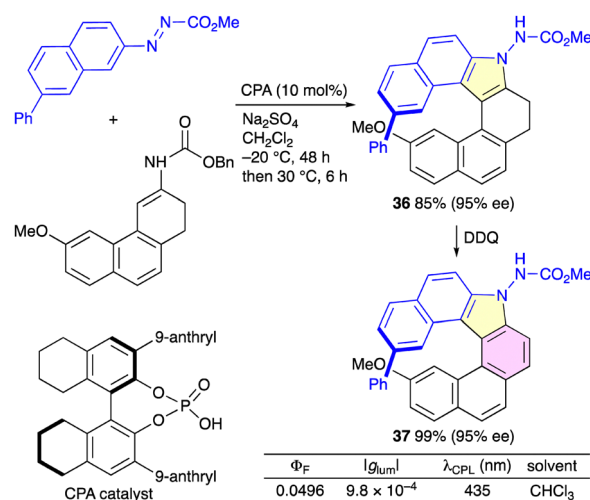


Scheme 17 Synthesis of diastereomeric aza[7]helicenes and conversions into cyclic aza[7]helicene dimers **34** and **35**.

pure forms (>97% ee). These [8]helicenes were CPL-active with the  $|g_{lum}|$  in the range of  $7.6 \times 10^{-4}$ – $9.5 \times 10^{-3}$ , among which diaza[8]helicene **30d** recorded the highest  $|g_{lum}|$  value of  $9.5 \times 10^{-3}$  with a  $\Phi_F$  value of 0.13.

Maeda, Ema, and co-workers prepared diastereomeric aza-helicenes with (1*R*)-menthylcarbonate groups (Scheme 17).<sup>28</sup> The azahelicenes and closed azahelicenes were selectively synthesized under different conditions of the Scholl reactions, and the (*P*)- and (*M*)-diastereomers were separated by silica gel chromatography. The optically active aza[7]helicenes were converted into the corresponding butadiyne-bridged dimers (*P,P*)- or (*M,M*)-**34** and **35** showing CPL with  $B_{CPL}$  values of 17–31  $M^{-1} cm^{-1}$ , which were higher than the corresponding monomers (2.3–6.7  $M^{-1} cm^{-1}$ ). Furthermore, **34** and **35** were found to recognize a fluoride ion selectively with binding constants ( $K_a$ ) of up to  $2.0 \times 10^5 M^{-1}$ , which induced fluorescence and CPL in the red region.

Chen, Zhou, and co-workers reported an organocatalytic central-to-helical chirality conversion strategy for the enantioselective synthesis of indolohelicenes.<sup>29</sup> The best chiral phosphoric acid (CPA) was selected for the cycloaddition-elimination reactions between azonaphthalenes and enecarbamates to give indolohelicenoids in high yields and enantioselectivities. A representative example is shown in Scheme 18. The indolohelicenoid **36** was successfully oxidized with DDQ to give indolohelicene **37**. (*P*)-/(*M*)-**36** showed two CD signals at around 310 and 390 nm with maximum  $g_{abs}$  of  $+3.0/-2.7 \times 10^{-3}$  at 398 nm, while (*P*)-/(*M*)-**37** showed three CD signals at 341, 391, and 415 nm with maximum  $g_{abs}$  of  $+4.2/-2.8 \times 10^{-3}$  at 343 nm. A clear mirror-image relationship was observed for the CPL spectra of (*P*)-/(*M*)-enantiomers with maximum  $g_{lum}$  of  $+9.8/-9.6 \times 10^{-4}$  at 435 nm.



Scheme 18 Enantioselective synthesis of indolohelicenoid **36** and indolohelicene **37**.

### 2.3. B,N-embedded helicenes

Zhang, Duan, and co-workers developed B,N-embedded double helicenes **38a** and **38b** as deep-red emitters for highly efficient OLEDs (Scheme 19).<sup>30a</sup> The double helicenes were readily synthesized in two steps from carbazoles and 1,4-dibromo-2,3,5,6-tetrafluorobenzene without using transition metal catalysts. The para-positioned B atoms and N atoms enhance the electronic coupling to allow for the formation of restricted  $\pi$ -bonds on the benzene core for delocalized excited states and a narrow energy gap. In addition, the mutually *ortho*-positioned B and N atoms also induce a multi-resonance effect on the



Scheme 19 Synthesis of B,N-embedded double helicenes **38**.

peripheral skeleton for non-bonding orbitals, creating shallow potential energy surfaces to suppress the nonradiative transition. The HOMO and LUMO exhibit alternate distribution, which induces a small energy gap between  $S_1$  and  $T_1$ . As a result, **38a** and **38b** showed efficient TADF emission at 662 nm

Scheme 20 Synthesis of B,N-embedded multiple helicenes **43** and **44**.Fig. 5 B,N-embedded helicenes **39**–**42** containing BN4H segments.

Scheme 21 Synthesis of B,N-embedded [5] and [6]helicenes **45**.Fig. 6 Benzo-extended heli(aminoborane)s **46a** and **46b**.

and 692 nm with the  $\Phi_F$  reaching 100%. OLEDs were further constructed to record a maximum external quantum efficiency (EQE) of 28%. Wang and co-workers synthesized **38a–c** to investigate the chiroptical properties.<sup>30b</sup> Racemates **38a–c** were resolved by means of HPLC using a CHIRALPAK IE stationary phase into each enantiomer showing CPL with a  $|g_{lum}|$  value of  $2 \times 10^{-3}$ .  $B_{CPL}$  values of **38a–c** were determined to be 29, 37, and 40  $M^{-1} cm^{-1}$ , respectively, representing the highest  $B_{CPL}$  values in helicenes showing CPL in the red-NIR region.

After the development of **38** with the multi-resonance effect, various CPL-active helicenes containing the B,N-embedded [4]helicene (BN4H) segment(s) have been investigated (Fig. 5).<sup>31</sup> Ravat and co-workers developed B,N-embedded helicenes **39a** and **39b** comprising aza[7]helicene in place of the carbazole(s), which showed sharp fluorescence and CPL.<sup>31a</sup> **39a** and **39b** showed  $\Phi_F$  values of 0.85 and 0.72,  $|g_{lum}|$  values of  $1.1 \times 10^{-3}$  and  $1.5 \times 10^{-3}$ , and  $B_{CPL}$  values of 36 and 65  $M^{-1} cm^{-1}$ , respectively. The fluorescence and CPL bands are narrow (full width at half maximum (FWHM) of 23–28 nm in toluene), which are essential for application to CP-OLEDs. The authors also synthesized **39c** showing ultranarrow band fluorescence (FWHM of 17 nm in toluene) and CPL (FWHM of

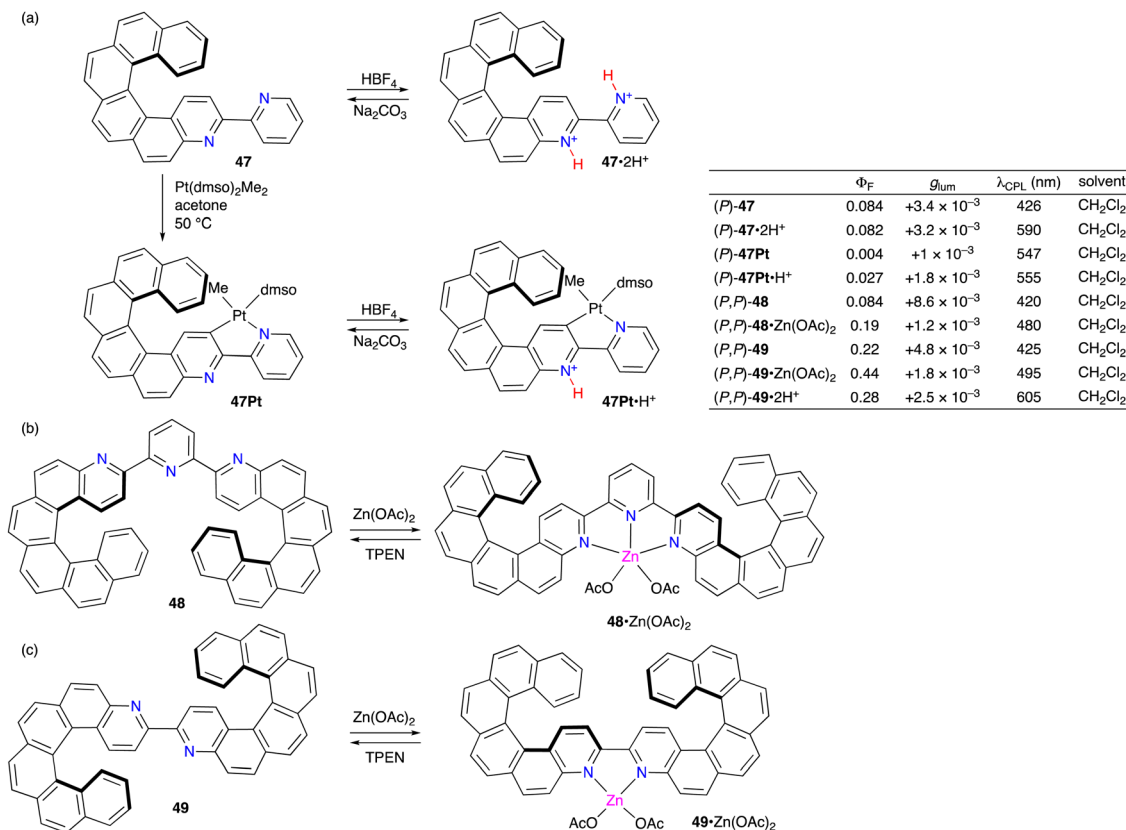
18 nm in toluene) with a  $\Phi_F$  value of 0.59 and  $|g_{lum}|$  value of  $2.3 \times 10^{-3}$ .<sup>31b</sup>

Li, Chen, and co-workers synthesized B,N-embedded [9]helicene **40**, in which two BN4Hs were fused to triphenylene.<sup>31c</sup> **40** showed bright photoluminescence with a  $\Phi_{PL}$  value of 0.98 and CPL with a  $|g_{lum}|$  value of  $5.8 \times 10^{-3}$ . Furthermore, CP-OLED devices incorporating **40** as an emitter showed a maximum EQE of 35.5%, a small FWHM of 48 nm, and a high  $|g_{EL}|$  value of  $6.2 \times 10^{-3}$ . The  $Q$ -factor ( $EQE \times |g_{EL}|$ ) of CP-OLEDs was determined to be  $2.2 \times 10^{-3}$ , which was the highest among helicene analogues.

Furthermore, BN4H-fused HBCs such as **41** and **42** with TADF character were developed by Tan, Zhang, and co-workers and Liu and co-workers, respectively.<sup>31d,e</sup> **41** and **42** showed CPL with  $|g_{lum}|$  values of  $2.7 \times 10^{-3}$  and  $3 \times 10^{-3}$ , respectively. Interestingly, the treatment of **42** with TBAF generated a difluoride adduct with the tetracoordinate borons as confirmed by UV/vis and CD spectroscopy.

Yang and co-workers succeeded in the gram-scale synthesis of multiple helicenes **43** and **44** containing 1,2-azaborine units via the Suzuki–Miyaura coupling of 1,2,4,5-tetrabromobenzene and 3,6-di-*tert*-butylcarbazole-1-boronic acid pinacol ester and the subsequent boron insertion and the Scholl reaction (Scheme 20).<sup>32</sup> **44** adopts a (*P,P*)- or (*M,M*)-configuration, and the (*P,M*)-configuration, less stable by 12.07 kcal mol<sup>-1</sup>, was not observed. Although the optical resolution of **43** was unsuccessful because of instability, racemate **44** was readily resolved by means of HPLC on a CHIRALPAK ID stationary phase into the enantiomers, which showed fluorescence with a  $\Phi_F$  value of 0.65 and CPL with a  $|g_{lum}|$  value of  $1.0 \times 10^{-3}$ . Furthermore, **44** underwent the stepwise recognition of fluoride ions to generate monofluoride and difluoride adducts, which also showed CPL. The  $\Phi_F$  and  $|g_{lum}|$  values of the former were 0.99 and  $6 \times 10^{-4}$ , respectively, while those of the latter were 0.90 and  $7 \times 10^{-4}$ , respectively. Furthermore, the authors confirmed that the addition of  $BF_3 \cdot OEt_2$  to the fluoride adducts regenerated the parent tricoordinate boron species **44**.





**Scheme 22** CPL switching systems based on bis(pyridine)-containing aza[6]helicenes (a) **47**, (b) **48**, and (c) **49**. TPEN = *N,N,N',N'*-tetrakis(2-pyridylmethyl)ethane-1,2-diamine.



**Scheme 23** Synthesis of azahelicene **50** through 1,3-dipolar cycloaddition of sydnone with arynes and the pH-triggered chiroptical switch.

Staubitz and co-workers synthesized [5] and [6]helicenes **45a** and **45b** comprising two 1,2-azaborine rings *via* Suzuki–Miyaura coupling and metal-catalyzed cyclization (Scheme 21).<sup>33</sup> **45a** had a relatively high racemization barrier ( $t_{1/2rac} \approx 80$  min at 60 °C and  $\Delta G^\ddagger = 25.7$  kcal mol<sup>-1</sup>), while racemization of **45b** did not occur even at 200 °C for 14 h. Optical resolution of **45a** and **45b** was performed by means of HPLC on a CHIRALPAK IA stationary

phase into enantiomers showing mirror-imaged CD and CPL with  $|g_{abs}|$  and  $|g_{lum}|$  values of  $9.9 \times 10^{-3}$  and  $4.2 \times 10^{-3}$ , respectively, for **45a** and  $1.1 \times 10^{-2}$  and  $1.3 \times 10^{-2}$ , respectively, for **45b**. The  $B_{CPL}$  values of **45a** and **45b** were 10 and 59 M<sup>-1</sup> cm<sup>-1</sup>, respectively, which were much higher than those of carbohelicenes despite the similar structural geometries.

Liu and co-workers synthesized benzo-extended heli(amino-borane)s **46a** and **46b** as a B,N-embedded [8]helicene and [10]helicene, respectively (Fig. 6).<sup>34</sup> **46a** and **46b** had significant racemization barriers of 46.92 and 40.61 kcal mol<sup>-1</sup>, respectively and were resolved by means of HPLC on a CHIRALPAK IF stationary phase into the enantiomers. Optically active compounds **46a** and **46b** exhibited excellent chiroptical properties with the  $|g_{abs}|$  values of 0.036 and 0.061,  $|g_{lum}|$  values of 0.024 and 0.048, and  $B_{CPL}$  values of 294 and 292 M<sup>-1</sup> cm<sup>-1</sup>, respectively.

### 3. Azahelicenes showing CPL switching

Chiral dyes with multiple interconvertible states can exhibit a chiroptical switch by external stimuli. Although CPL switching systems have been growing in the last decade,<sup>35</sup> they are still limited as compared to CD switching systems, especially for





Scheme 24 Synthesis of pentaaza[10]circulene **51**, closed-azahelicenes **52a–c**, and dimers **(52b)<sub>2</sub>** and **(52c)<sub>2</sub>**.



Scheme 25 B,N-embedded helicene **53** showing the ion-triggered chiroptical switch.

helicene-based ones. Unlike carbohelicenes, azahelicenes are good candidates for CPL switching systems because the nitrogen-containing functional groups can respond to external stimuli such as protonation, metal coordination, and oxidation.

Autschbach, Crassous, and co-workers reported pioneering works on the chiroptical switches of bis(pyridine)-containing aza[6]helicenes (Scheme 22).<sup>36</sup> 2-Pyridyl-aza[6]helicene **47** (Scheme 22a) was synthesized in two steps from 2,2'-bipyridine-6-carbaldehyde by the Wittig reaction, followed by a photocyclization reaction.<sup>36a</sup> The racemate was readily resolved by means of HPLC on a CHIRALPAK IC stationary phase into the enantiomers, which were converted into cycloplatinated derivative **47Pt**. Both **47** and **47Pt** underwent protonation with HBF<sub>4</sub> to give **47·2H<sup>+</sup>** and **47Pt·H<sup>+</sup>**, respectively, which returned with Na<sub>2</sub>CO<sub>3</sub> or Et<sub>3</sub>N to the neutral forms. Optically active **47** and **47Pt** showed CPL and circularly polarized phosphorescence (CPP) with  $|g_{lum}|$  values of  $3 \times 10^{-3}$  at

around 426 nm and  $1 \times 10^{-3}$  at around 547 nm, respectively. The protonated forms were also CPL and CPP active, and the  $|g_{lum}|$  values of  $3 \times 10^{-3}$  at around 590 nm and  $2 \times 10^{-3}$  at around 555 nm were recorded, respectively. Thus, the acid/base triggered switching of CPL and CPP was achieved. The same group also reported CPL switching systems based on bis-aza[6]helicenes **48** and **49** upon Zn<sup>2+</sup> binding or protonation (Scheme 22b and c).<sup>36b,c</sup>

Pieters, Champagne, Audisio, and co-workers synthesized 24 kinds of azahelicenes such as **50** through 1,3-dipolar cycloaddition of sydnone with arynes (Scheme 23).<sup>37</sup> Two enantiomers (+)-**50** and (–)-**50** were successfully separated by HPLC on a CHIRALPAK IC stationary phase. The pyridine-containing azahelicene **50** exhibited high proton affinity, which allowed a chiroptical switch. Whereas (+)-**50** showed positive CPL at 430 nm with a  $g_{lum}$  of  $+1.1 \times 10^{-3}$ , (+)-**50·H<sup>+</sup>** showed negative CPL at 585 nm with a  $g_{lum}$  of  $-1.2 \times 10^{-3}$  upon protonation of



Table 1 Chiroptical properties of the representative azahelicenes in this article

Aza[n]helicene	$\Phi_F$	$ g_{lum}  (\times 10^{-3})$	$B_{CPL} (M^{-1} cm^{-1})$	$\lambda (nm)^a$	Solvent	Remark	Ref.	
<b>1</b>	$n = 7$	0.39	9	15	473	CH <sub>2</sub> Cl <sub>2</sub>	$\Phi_F = 0.80$ with TFA	5a
<b>3</b>	$n = 7$	0.14	4.4	19	429	CHCl <sub>3</sub>	$\lambda = 509$ nm with TFA	6
<b>4d</b>	$n = 7$	0.073	3.0	7.4	490	CH <sub>2</sub> Cl <sub>2</sub>	Solid-state fluorescence	7
<b>6</b>	$n = 6$	0.21	1.4	1.2	640	CH <sub>3</sub> CN	Cationic aza[6]helicene	8c
<b>7</b>	$n = 7$	0.08	6.0	14	685	CHCl <sub>3</sub>	Cationic aza[7]helicene	9
<b>8</b>	$n = 6$	0.19	28	67	471	CHCl <sub>3</sub>	Enantioselective synthesis	10a
<b>11</b>	$n = 6$	0.059	0.63	— <sup>b</sup>	430	CH <sub>2</sub> Cl <sub>2</sub>	Enantioselective synthesis	11
<b>13</b>	$n = 5$	0.55	8.5	152	588	CH <sub>2</sub> Cl <sub>2</sub>	Figure-eight azahelicene dimer	12b
<b>14a</b>	$n = 7$	0.17	4.2	— <sup>b</sup>	429	2Me-THF	Various derivatives	15
<b>15</b>	$n = 7$	0.31	1.9	8.8	428	CH <sub>2</sub> Cl <sub>2</sub>	Various derivatives	16a
<b>19b</b>	$n = 7$	0.43	3.5	38	431	toluene	D-A system	18
<b>20a</b>	$n = 7$	0.34	0.5	4	696	cyclohexane	Radical	19
<b>21</b>	$n = 7$	0.86	0.22	— <sup>b</sup>	583	CH <sub>2</sub> Cl <sub>2</sub>	Aromaticity switching	20
<b>22</b>	$n = 7$	0.99	5.0	100	460	CH <sub>2</sub> Cl <sub>2</sub>	Azahelicene dimer	21
<b>23</b>	$n = 7$	0.32	7.0	95	588	CH <sub>2</sub> Cl <sub>2</sub>	Large racemization barrier	22
<b>24d</b>	—	0.066	21	76	530	CH <sub>2</sub> Cl <sub>2</sub>	Expanded azahelicene	23a
<b>25d-Bu</b>	$n = 15$	0.07	5.7	13	519	THF	Longest CPL-active helicene	24a
<b>26-Bu</b>	$n = 9$	0.35	1	19	522	THF	Double helicene	24b
<b>27</b>	$n = 7$	0.45	2.4	173	531	CH <sub>2</sub> Cl <sub>2</sub>	Double helicene	25
<b>29</b>	$n = 5$	— <sup>b</sup>	3	— <sup>b</sup>	410	crystal	Crystallization-induced CPL	26
<b>30d</b>	$n = 8$	0.13	9.5	34	403	CH <sub>2</sub> Cl <sub>2</sub>	Asymmetric synthesis	27
<b>35</b>	$n = 7$	0.54	1.3	31	483	CH <sub>2</sub> Cl <sub>2</sub>	F <sup>−</sup> sensor	28
<b>37</b>	$n = 6$	0.05	0.98	1	435	CHCl <sub>3</sub>	Enantioselective synthesis	29
<b>38a</b>	$n = 7$	1	2	28.5	662	CH <sub>2</sub> Cl <sub>2</sub>	$\Phi_F = 1$ in the red-NIR region, EQE = 28%, TADF	30
<b>39c</b>	$n = 7$	0.59	2.3	16	485	toluene	FWHM <sub>CPL</sub> = 18 nm	31b
<b>40</b>	$n = 9$	0.98	5.8	220	578	toluene	CP-OLED (EQE = 35.5%, $ g_{EL}  = 6.2 \times 10^{-3}$ )	31c
<b>41</b>	$n = 6$	0.74	2.7	59	598	toluene	Double helicene	31d
<b>42</b>	$n = 9$	0.22	3	20	660	toluene	F <sup>−</sup> sensor	31e
<b>44</b>	$n = 5$	0.65	1	11	522	toluene	F <sup>−</sup> sensor	32
<b>45b</b>	$n = 6$	0.17	13	59	432	CH <sub>2</sub> Cl <sub>2</sub>	High $g_{lum}$	33
<b>46b</b>	$n = 10$	0.24	48	292	430	CH <sub>2</sub> Cl <sub>2</sub>	High $g_{lum}$	34
<b>47</b>	$n = 6$	0.084	3.4	4.9	426	CH <sub>2</sub> Cl <sub>2</sub>	CPL switching and CPP	36a
<b>48</b>	$n = 6$	0.084	8.6	22	420	CH <sub>2</sub> Cl <sub>2</sub>	CPL switching and Zn <sup>2+</sup> binding	36b
<b>49</b>	$n = 6$	0.22	4.8	22	425	CH <sub>2</sub> Cl <sub>2</sub>	CPL switching and Zn <sup>2+</sup> binding	36c
<b>50</b>	$n = 7$	0.17	1.1	4	430	CH <sub>2</sub> Cl <sub>2</sub>	CPL switching	37
<b>52c</b>	$n = 7$	0.03	1.2	0.8	422	THF	CPL on/off	38
<b>53</b>	$n = 7$	0.48	0.47	5.8	493	CH <sub>2</sub> Cl <sub>2</sub>	CPL switching	39

<sup>a</sup> Maximum wavelength of fluorescence or CPL. <sup>b</sup> Data not available.

(+)-**50** with TFA. Deprotonation was successfully conducted with DBU, and this reversibility enabled at least three-time switches without CPL deterioration. Thus, the pH-triggered chiroptical switch with the distinct color change and sign-inversion was achieved upon protonation and deprotonation with acid and base, respectively.

Tanaka and co-workers have synthesized heteroatom-doped PAHs *via* the oxidative fusion reaction of *ortho*-phenylene-bridged cyclic pyrrole/thiophene pentamers. Interestingly, the oxidation of the pentapyrroles with DDQ/Sc(OTf)<sub>3</sub> in toluene at reflux gave pentaaza[10]circulene **51**, while that with PIFA in CH<sub>2</sub>Cl<sub>2</sub> at −78 °C gave closed-aza[7]helicene **52a** (Scheme 24).<sup>38a</sup> The authors later conducted the oxidation of the substrates containing two or three thiophenes in place of the pyrroles with DDQ/Sc(OTf)<sub>3</sub> or FeCl<sub>3</sub>, which gave the corresponding closed-[7]helicenes **52b** and **52c**.<sup>38b</sup> Surprisingly, closed-[7]helicene dimers (**52b**)<sub>2</sub> and (**52c**)<sub>2</sub> were obtained when PIFA was used as an oxidant. Furthermore, the closed azahelicenes were found to be interconvertible between the monomers, **52b** and **52c**, and dimers, (**52b**)<sub>2</sub> and (**52c**)<sub>2</sub>, *via* the chemical oxidation and photoreduction. Because only the monomers showed fluorescence and CPL with the  $|g_{lum}|$  values

of  $4 \times 10^{-4}$  for **52b** and  $1.2 \times 10^{-3}$  for **52c**, the dimers functioned as light-driven turn-ON CPL emitters.

Maeda, Ema, and co-workers synthesized B,N-embedded  $\pi$ -extended helicene **53** (Scheme 25).<sup>39</sup> The three-coordinate boron moiety recognized anions to form four-coordinate boron species such as **53-F<sup>−</sup>** showing red-shifted and enhanced CPL. The four-coordinate boron species was converted back to **53** with Ag<sup>+</sup>, and the ion-triggered chiroptical switch was demonstrated.

## 4. Conclusions

In this feature article, we have summarized recently developed azahelicenes showing CPL. Representative examples are listed in Table 1. A variety of CPL-active azahelicenes have been synthesized by oxidative coupling, cyclization of alkynes or alkenes, photocyclization, and so on. Enantioselective synthesis has also been developed with high ee values reaching >99%. The azahelicenes with imine-type nitrogen undergo protonation or coordination with metal ions, and pH- or coordination-driven CPL switching systems have been reported. The



azahelicenes with amine-type nitrogen allow facile functionalization such as alkylation, arylation, borylation, and metal complexation, which led to the development of various azahelicene derivatives showing CPL with tunable chiroptical properties. Furthermore, B,N-embedded helicenes have been rapidly growing quite recently because of its potential application as chiral TADF materials and in CP-OLEDs. Some derivatives show fluorescence and CPL in the red-NIR regions with quite high  $\Phi_F$  values, which leads to high  $B_{CPL}$  values and high EQE in the OLEDs. The chiroptical performance has greatly advanced, while it is still difficult to achieve high values of both  $\Phi_F$  and  $g_{lum}$  in the NIR region partly because nonradiative decay often accelerates in the longer wavelength region to decrease  $\Phi_F$  and because simple  $\pi$ -extension increases the planarity and decreases  $g_{lum}$ . Nevertheless, such problems will be solved by combining  $\pi$ -extension, intra- and intermolecular electronic coupling, and molecular recognition systems in the near future. We believe that this feature article will be useful for the further development of new CPL-active helicenes in the future.

## Data availability

No primary research results, software or code have been included and no new data were generated or analysed as part of this review.

## Conflicts of interest

There are no conflicts to declare.

## Acknowledgements

The research on azahelicenes in our group has been supported by JSPS KAKENHI Grant Number 21K05039 and 24K08395.

## Notes and references

- (a) H. Maeda and Y. Bando, *Pure Appl. Chem.*, 2013, **85**, 1967; (b) E. M. Sánchez-Carnerero, A. R. Agarrabeitia, F. Moreno, B. L. Maroto, G. Muller, M. J. Ortiz and S. de la Moya, *Chem. – Eur. J.*, 2015, **21**, 13488; (c) J. Kumar, T. Nakashima and T. Kawai, *J. Phys. Chem. Lett.*, 2015, **6**, 3445; (d) E. Yashima, N. Ousaka, D. Taura, K. Shimomura, T. Ikai and K. Maeda, *Chem. Rev.*, 2016, **116**, 13752; (e) H. Tanaka, Y. Inoue and T. Mori, *ChemPhotoChem*, 2018, **2**, 386; (f) L. Arrico, L. Di Bari and F. Zinna, *Chem. – Eur. J.*, 2021, **27**, 2920; (g) K. Takaishi, C. Maeda and T. Ema, *Chirality*, 2023, **35**, 92; (h) C. Maeda, I. Yasutomo, K. Takaishi and T. Ema, *J. Porphyrins Phthalocyanines*, 2023, **27**, 903.
- (a) Y. Shen and C.-F. Chen, *Chem. Rev.*, 2012, **112**, 1463; (b) M. Gingras, *Chem. Soc. Rev.*, 2013, **42**, 968; (c) M. Gingras, G. Félix and R. Peresutti, *Chem. Soc. Rev.*, 2013, **42**, 1007; (d) H. Isla and J. Crassous, *C. R. Chimie*, 2016, **19**, 39; (e) W.-L. Zhao, M. Li, H.-Y. Lu and C.-F. Chen, *Chem. Commun.*, 2019, **55**, 13793; (f) K. Dhbaibi, L. Favereau and J. Crassous, *Chem. Rev.*, 2019, **119**, 8846; (g) M. Jakubec and J. Storch, *J. Org. Chem.*, 2020, **85**, 13415; (h) A. Tsurusaki and K. Kamikawa, *Chem. Lett.*, 2021, **50**, 1913; (i) T. Mori, *Chem. Rev.*, 2021, **121**, 2373; (j) P. Ravat, *Chem. – Eur. J.*, 2021, **27**, 3957; (k) M. Ceil, L. Di Bari and F. Zinna, *Chirality*, 2023, **35**, 192; (l) A. Nowak-Król, P. T. Geppert and K. R. Naveen, *Chem. Sci.*, 2024, **15**, 7408; (m) Q. Huang, Y.-P. Tang, C.-G. Zhang, Z. Wang and L. Dai, *ACS Catal.*, 2024, **14**, 16256.
- (a) Y. Nakai, T. Mori and Y. Inoue, *J. Phys. Chem. A*, 2013, **117**, 83; (b) S. Abbate, G. Longhi, F. Lebon, E. Castiglioni, S. Superchi, L. Pisani, F. Fontana, F. Torricelli, T. Caronna, C. Villani, R. Sabia, M. Tommasini, A. Lucotti, D. Mendola, A. Mele and D. A. Lightner, *J. Phys. Chem. C*, 2014, **118**, 1682.
- (a) P. G. Campbell, A. J. V. Marwitz and S.-Y. Liu, *Angew. Chem., Int. Ed.*, 2012, **51**, 6074; (b) Z. X. Giustra and S.-Y. Liu, *J. Am. Chem. Soc.*, 2018, **140**, 1184; (c) X. Chen, D. Tan and D.-T. Yang, *J. Mater. Chem. C*, 2022, **10**, 13499; (d) C. Chen, Y. Zhang, X.-Y. Wang, J.-Y. Wang and J. Pei, *Chem. Mater.*, 2023, **35**, 10277; (e) M. Mamada, M. Hayakawa, J. Ochi and T. Hatakeyama, *Chem. Soc. Rev.*, 2024, **53**, 1624.
- (a) T. Otani, A. Tsuyuki, T. Iwachi, S. Someya, K. Tateno, H. Kawai, T. Saito, K. S. Kanyiva and T. Shibata, *Angew. Chem., Int. Ed.*, 2017, **56**, 3906; (b) T. Otani, T. Sasayama, C. Iwashimizu, K. S. Kanyiva, H. Kawai and T. Shibata, *Chem. Commun.*, 2020, **56**, 4484.
- T. Taniguchi, Y. Nishii, T. Mori, K. Nakayama and M. Miura, *Chem. – Eur. J.*, 2021, **27**, 7356.
- J. Feng, L. Wang, X. Xue, Z. Chao, B. Hong and Z. Gu, *Org. Lett.*, 2021, **23**, 8056.
- (a) I. Hernández Delgado, S. Pascal, A. Wallabregue, R. Duwald, C. Besnard, L. Guénée, C. Nançoz, E. Vauthey, R. C. Tovar, J. L. Lunkley, G. Muller and J. Lacour, *Chem. Sci.*, 2016, **7**, 4685; (b) S. Pascal, C. Besnard, F. Zinna, L. Di Bari, B. Le Guennic, D. Jacquemin and J. Lacour, *Org. Biomol. Chem.*, 2016, **14**, 4590; (c) R. Duwald, J. Bosson, S. Pascal, S. Grass, F. Zinna, C. Besnard, L. Di Bari, D. Jacquemin and J. Lacour, *Chem. Sci.*, 2020, **11**, 1165; (d) P. Moneva Lorente, A. Wallabregue, F. Zinna, C. Besnard, L. Di Bari and J. Lacour, *Org. Biomol. Chem.*, 2020, **18**, 7677.
- C. Olivier, N. Nagatomo, T. Mori, N. McClenaghan, G. Jonusauskas, B. Kauffmann, Y. Kuwahara, M. Takafuji, H. Ihara and Y. Ferrand, *Org. Chem. Front.*, 2023, **10**, 752.
- (a) K. Nakamura, S. Furumi, M. Takeuchi, T. Shibuya and K. Tanaka, *J. Am. Chem. Soc.*, 2014, **136**, 5555; (b) K. Hanada, J. Nogami, K. Miyamoto, N. Hayase, Y. Nagashima, Y. Tanaka, A. Muranaka, M. Uchiyama and K. Tanaka, *Chem. – Eur. J.*, 2021, **27**, 9313.
- T. Yu, Z.-Q. Li, J. Li, S. Cheng, J. Xu, J. Huang, Y.-W. Zhong, S. Luo and Q. Zhu, *ACS Catal.*, 2022, **12**, 13034.
- (a) K. Goto, R. Yamaguchi, S. Hiroto, H. Ueno, T. Kawai and H. Shinokubo, *Angew. Chem., Int. Ed.*, 2012, **51**, 10333; (b) A. Ushiyama, S. Hiroto, J. Yuasa, T. Kawai and H. Shinokubo, *Org. Chem. Front.*, 2017, **4**, 664.
- (a) G. M. Upadhyay, H. R. Talele, S. Sahoo and A. V. Bedekar, *Tetrahedron Lett.*, 2014, **55**, 5394; (b) G. M. Upadhyay and A. V. Bedekar, *Tetrahedron*, 2015, **71**, 5644; (c) G. M. Upadhyay, H. R. Talele and A. V. Bedekar, *J. Org. Chem.*, 2016, **81**, 7751; (d) C. Maeda, K. Akiyama and T. Ema, *Org. Lett.*, 2023, **25**, 3932.
- (a) K. Nakano, Y. Hidehira, K. Takahashi, T. Hiya and K. Nozaki, *Angew. Chem., Int. Ed.*, 2005, **44**, 7136; (b) K. Uematsu, K. Noguchi and K. Nakano, *Phys. Chem. Chem. Phys.*, 2018, **20**, 3286; (c) X.-Y. Chen, J.-K. Li, C. Wang and X.-Y. Wang, *Tetrahedron Lett.*, 2024, **139**, 154981.
- K. Uematsu, C. Hayasaka, K. Takase, K. Noguchi and K. Nakano, *Molecules*, 2022, **27**, 606.
- (a) C. Maeda, K. Nagahata, T. Shirakawa and T. Ema, *Angew. Chem., Int. Ed.*, 2020, **59**, 7813; (b) C. Maeda, S. Nomoto, K. Akiyama, T. Tanaka and T. Ema, *Chem. – Eur. J.*, 2021, **27**, 15699; (c) C. Maeda, S. Michishita and T. Ema, *Chem. – Eur. J.*, 2025, **31**, e202404325.
- (a) C. Maeda, K. Nagahata, K. Takaishi and T. Ema, *Chem. Commun.*, 2019, **55**, 3136; (b) C. Maeda, K. Suka, K. Nagahata, K. Takaishi and T. Ema, *Chem. – Eur. J.*, 2020, **26**, 4261; (c) C. Maeda, S. Nomoto, K. Takaishi and T. Ema, *Chem. – Eur. J.*, 2020, **26**, 13016.
- X.-Y. Chen, J.-K. Li, W.-L. Zhao, C.-Z. Du, M. Li, C.-F. Chen and X.-Y. Wang, *J. Mater. Chem. C*, 2023, **11**, 893.
- M. Gross, F. Zhang, M. E. Arnold, P. Ravat and A. J. C. Kuehne, *Adv. Opt. Mater.*, 2024, **12**, 2301707.
- C. Li, C. Zhang, P. Li, Y. Jia, J. Duan, M. Liu, N. Zhang and P. Chen, *Angew. Chem., Int. Ed.*, 2023, **62**, e202302019.
- Y. Shi, C. Li, J. Di, Y. Xue, Y. Jia, J. Duan, X. Hu, Y. Tian, Y. Li, C. Sun, N. Zhang, Y. Xiong, T. Jin and P. Chen, *Angew. Chem., Int. Ed.*, 2024, **63**, e202402800.
- S. Qiu, A. C. Valdivia, W. Zhuang, F.-F. Hung, C.-M. Che, J. Casado and J. Liu, *J. Am. Chem. Soc.*, 2024, **146**, 16161.
- (a) G.-F. Huo, W.-T. Xu, Y. Han, J. Zhu, X. Hou, W. Fan, Y. Ni, S. Wu, H.-B. Yang and J. Wu, *Angew. Chem., Int. Ed.*, 2024, **63**, e202403149;



- (b) G.-F. Huo, T. M. Fukunaga, X. Hou, Y. Han, W. Fan, S. Wu, H. Isobe and J. Wu, *Angew. Chem., Int. Ed.*, 2023, **62**, e202218090.
- 24 (a) Y. Matsuo, M. Gon, K. Tanaka, S. Seki and T. Tanaka, *J. Am. Chem. Soc.*, 2024, **146**, 17428; (b) Y. Matsuo, M. Gon, K. Tanaka, S. Seki and T. Tanaka, *Chem. – Asian J.*, 2024, **19**, e202400134.
- 25 J. Liu, J. Hong, Z. Liao, J. Tan, H. Liu, E. Dmitrieva, L. Zhou, J. Ren, X.-Y. Cao, A. A. Popov, Y. Zou, A. Narita and Y. Hu, *Angew. Chem., Int. Ed.*, 2024, **63**, e202400172.
- 26 P. Jiang, A. S. Mikherdov, H. Ito and M. Jin, *J. Am. Chem. Soc.*, 2024, **146**, 12463.
- 27 T. Yanagi, T. Tanaka and H. Yorimitsu, *Chem. Sci.*, 2021, **12**, 2784.
- 28 C. Maeda, I. Yasutomo and T. Ema, *Angew. Chem., Int. Ed.*, 2024, **63**, e202404149.
- 29 W.-L. Xu, R.-X. Zhang, H. Wang, J. Chen and L. Zhou, *Angew. Chem., Int. Ed.*, 2024, **63**, e202318021.
- 30 (a) Y. Zhang, D. Zhang, T. Huang, A. J. Gillett, Y. Liu, D. Hu, L. Cui, Z. Bin, G. Li, J. Wei and L. Duan, *Angew. Chem., Int. Ed.*, 2021, **60**, 20498; (b) J.-K. Li, X.-Y. Chen, Y.-L. Guo, X.-C. Wang, A. C.-H. Sue, X.-Y. Cao and X.-Y. Wang, *J. Am. Chem. Soc.*, 2021, **143**, 17958.
- 31 (a) F. Zhang, F. Rauch, A. Swain, T. B. Marder and P. Ravat, *Angew. Chem., Int. Ed.*, 2023, **62**, e202218965; (b) F. Zhang, V. Brancaccio, F. Saal, U. Deori, K. Radacki, H. Braunschweig, P. Rajamalli and P. Ravat, *J. Am. Chem. Soc.*, 2024, **146**, 29782; (c) W.-C. Guo, W.-L. Zhao, K.-K. Tan, M. Li and C.-F. Chen, *Angew. Chem., Int. Ed.*, 2024, **63**, e202401835; (d) Y.-Y. Ju, L.-E. Xie, J.-F. Xing, Q.-S. Deng, X.-W. Chen, L.-X. Huang, G.-H. Nie, Y.-Z. Tan and B. Zhang, *Angew. Chem., Int. Ed.*, 2024, **63**, e202414383; (e) W. Zhuang, F.-F. Hung, C.-M. Che and J. Liu, *Angew. Chem., Int. Ed.*, 2024, **63**, e202406497.
- 32 D. Tan, J. Dong, T. Ma, Q. Feng, S. Wang and D.-T. Yang, *Angew. Chem., Int. Ed.*, 2023, **62**, e202304711.
- 33 Y. Appiarius, S. Míguez-Lago, P. Puylaert, N. Wolf, S. Kumar, M. Molkenthin, D. Miguel, T. Neudecker, M. Juríček, A. G. Campaña and A. Staubitz, *Chem. Sci.*, 2024, **15**, 466.
- 34 Y. Yu, C. Wang, F.-F. Hung, C. Chen, D. Pan, C.-M. Che and J. Liu, *J. Am. Chem. Soc.*, 2024, **146**, 22600.
- 35 (a) H. Maeda, Y. Bando, K. Shimomura, I. Yamada, M. Naito, H. Nobusawa, H. Tsumatori and T. Kawai, *J. Am. Chem. Soc.*, 2011, **133**, 9266; (b) B. A. San Jose, J. Yan and K. Akagi, *Angew. Chem., Int. Ed.*, 2014, **53**, 10641; (c) Y. Nagata, T. Nishikawa and M. Suginome, *Chem. Commun.*, 2014, **50**, 9951; (d) S. P. Morcillo, D. Miguel, L. Á. de Cienfuegos, J. Justicia, S. Abbate, E. Castiglioni, C. Bour, M. Ribagorda, D. J. Cárdenas, J. M. Paredes, L. Croveto, D. Choquesillo-Lazarte, A. J. Mota, M. C. Carreño, G. Longhi and J. M. Cuerva, *Chem. Sci.*, 2016, **7**, 5663; (e) Y. Hashimoto, T. Nakashima, D. Shimizu and T. Kawai, *Chem. Commun.*, 2016, **52**, 5171; (f) S. Ito, K. Ikeda, S. Nakanishi, Y. Imai and M. Asami, *Chem. Commun.*, 2017, **53**, 6323; (g) K. Takaishi, M. Yasui and T. Ema, *J. Am. Chem. Soc.*, 2018, **140**, 5334; (h) A. Homberg, E. Brun, F. Zinna, S. Pascal, M. Górecki, L. Monnier, C. Besnard, G. Pescitelli, L. Di Bari and J. Lacour, *Chem. Sci.*, 2018, **9**, 7043; (i) S. Fa, T. Tomita, K. Wada, K. Yasuhara, S. Ohtani, K. Kato, M. Gon, K. Tanaka, T. Kakuta, T. Yamagishi and T. Ogoshi, *Chem. Sci.*, 2022, **13**, 5846; (j) Y. Wang, J. Gong, X. Wang, W.-J. Li, X.-Q. Wang, X. He, W. Wang and H.-B. Yang, *Angew. Chem., Int. Ed.*, 2022, **61**, e202210542.
- 36 (a) N. Saleh, B. Moore, M. Srebro, N. Vanthuyne, L. Toupet, J. A. G. Williams, C. Roussel, K. K. Deol, G. Muller, J. Autschbach and J. Crassous, *Chem. – Eur. J.*, 2015, **21**, 1673; (b) H. Isla, M. Srebro-Hooper, M. Jean, N. Vanthuyne, T. Roisnel, J. L. Lunkley, G. Muller, J. A. G. Williams, J. Autschbach and J. Crassous, *Chem. Commun.*, 2016, **52**, 5932; (c) H. Isla, N. Saleh, J.-K. Ou-Yang, K. Dhbaibi, M. Jean, M. Dziurka, L. Favereau, N. Vanthuyne, L. Toupet, B. Jamoussi, M. Srebro-Hooper and J. Crassous, *J. Org. Chem.*, 2019, **84**, 5383.
- 37 E. Yen-Pon, F. Buttard, L. Frédéric, P. Thuéry, F. Taran, G. Pieters, P. A. Champagne and D. Audisio, *JACS Au*, 2021, **1**, 807.
- 38 (a) Y. Matsuo, K. Kise, Y. Morimoto, A. Osuka and T. Tanaka, *Angew. Chem., Int. Ed.*, 2022, **61**, e202116789; (b) Y. Matsuo, C. Maeda, Y. Tsutsui, T. Tanaka and S. Seki, *Angew. Chem., Int. Ed.*, 2023, **62**, e202314968.
- 39 C. Maeda, S. Michishita, I. Yasutomo and T. Ema, *Angew. Chem., Int. Ed.*, 2025, **64**, e202418546.

