




Atomic scale quantum anomalous hall effect in monolayer graphene/MnBi₂Te₄ heterostructure†

Yueh-Ting Yao,^a Su-Yang Xu^{*b} and Tay-Rong Chang ^{*acd}Cite this: *Mater. Horiz.*, 2024, 11, 3420Received 15th February 2024,
Accepted 18th April 2024

DOI: 10.1039/d4mh00165f

rsc.li/materials-horizons

The two-dimensional quantum anomalous Hall (QAH) effect is direct evidence of non-trivial Berry curvature topology in condensed matter physics. Searching for QAH in 2D materials, particularly with simplified fabrication methods, poses a significant challenge in future applications. Despite numerous theoretical works proposed for the QAH effect with $C = 2$ in graphene, neglecting magnetism sources such as proper substrate effects lacks experimental evidence. In this work, we propose the QAH effect in graphene/MnBi₂Te₄ (MBT) heterostructure based on density-functional theory (DFT) calculations. The monolayer MBT introduces spin-orbital coupling, Zeeman exchange field, and Kekulé distortion as a substrate effect into graphene, resulting in QAH with $C = 1$ in the heterostructure. Our effective Hamiltonian further presents a rich phase diagram that has not been studied previously. Our work provides a new and practical way to explore the QAH effect in monolayer graphene and the magnetic topological phases by the flexibility of MBT family materials.

New concepts

Introduced by 2016 Nobel Prize Winner Prof. F. D. M. Haldane in 1988, the quantum anomalous Hall effect (QAHE) proposes a quantized Hall conductivity in the graphene lattice, even in the absence of an external magnetic field. Despite successful QAHE realization in 3D topological insulators, achieving QAHE in the original Haldane model within 2D graphene remains challenging. Recent theoretical works reported QAHE in freestanding graphene, yet experimental evidence is lacking possibly due to oversight regarding magnetic sources such as substrate effects. In this study, we present QAHE in a graphene/MnBi₂Te₄ heterostructure through first-principles calculations. This finding starkly contrasts with previous investigations. Additionally, our effective Hamiltonian unveils a comprehensive topological phase diagram not explored before. Leveraging the established experimental benefits of graphene/Bi₂Te₃ and the structural similarity between graphene/Bi₂Te₃ and graphene/MnBi₂Te₄ interfaces, we confidently predict the experimental realization of the graphene/MnBi₂Te₄ heterostructure. Our work not only introduces a new pathway for achieving QAHE in graphene but also investigates magnetic topological phase transitions within 2D heterostructures, capitalizing on the flexibility of MnBi₂Te₄ families and graphene systems.

1. Introduction

Searching the non-trivial topological states in real material is a primary goal in modern condensed matter physics.^{1,2} The quantum anomalous Hall (QAH) effect, which is the experimental observation of the Chern insulator, shows promising potential in electronic devices with low power consumption.^{3–5} Until now, the QAH effect has been observed in magnetically-doped topological insulators,^{6–8} the intrinsic magnetic topological insulator MnBi₂Te₄ families,^{9,10} and twisted multilayer

moiré systems.^{11,12} The exploration of QAH materials continues to attract considerable attention in applications.

Graphene, as the prototypical 2D material, boasts numerous advantages, including remarkable robustness, high electronic mobility, and a massless Dirac band structure. In particular, the massless Dirac band structure can be viewed as a critical point adjacent to various topological phases. For instance, the introduction of spin-orbit coupling (SOC) transforms monolayer graphene into a quantum spin Hall (QSH) insulator.^{13,14} Moreover, with the incorporation of both SOC and Zeeman exchange fields, monolayer graphene can evolve into a quantum anomalous Hall insulator.^{15,16} Despite numerous theoretical works that proposed the QAH effect in graphene,^{15–21} experimental evidence remains absent. This discrepancy may stem from prior investigations neglecting magnetism sources such as proper substrate effects. In recent years, the intrinsic topological insulator MnBi₂Te₄ (MBT) families have emerged as

^a Department of Physics, National Cheng Kung University, Tainan 70101, Taiwan. E-mail: u32trc00@phys.ncku.edu.tw

^b Department of Chemistry and Chemical Biology, Harvard University, Cambridge, MA 02138, USA. E-mail: suyangxu@fas.harvard.edu

^c Center for Quantum Frontiers of Research and Technology (QFort), Tainan 701, Taiwan

^d Physics Division, National Center for Theoretical Sciences, Taipei 10617, Taiwan

† Electronic supplementary information (ESI) available. See DOI: <https://doi.org/10.1039/d4mh00165f>



a promising platform for exploring magnetic topological phases.²² The monolayer MBT can be viewed as intercalating a Mn–Te bilayer into the center of a Bi₂Te₃ quintuple layer, forming a Te–Bi–Te–Mn–Te–Bi–Te septuple layer. Notably, the MBT lattice exhibits an almost perfect lattice match with the $\sqrt{3} \times \sqrt{3}$ supercell of monolayer graphene. Indeed, researchers have investigated the potential use of the Bi₂Te₃ families²³ (which have the same lattice constant as MBT but lacking magnetism) to introduce SOC in graphene, both theoretically and experimentally.^{24–26} Drawing inspiration from these findings and preceding studies, our present work explores the innovative prospect of utilizing MBT as a substrate for monolayer graphene. This approach aims to concurrently introduce SOC, Kekulé distortion, and Zeeman exchange field, thereby inducing the QAH effect in monolayer graphene.

In this work, we analyze the electronic structure and present a comprehensive topological phase diagram for the monolayer graphene/MBT heterostructure. Our results reveal that the proximity to monolayer MBT opens a band gap in graphene by introducing SOC and/or Kekulé distortion. Specifically, SOC causes graphene to transition from a Dirac semimetal to the QSH state,^{13,14} while the Kekulé distortion introduces a superlattice potential, mixing different valley states and transforming graphene into a normal insulator (NI).^{25–27} The interplay of

these gap-opening mechanisms and the Zeeman exchange field from the monolayer MBT significantly enriches the topological phase diagram, giving rise to spin Chern insulator (observed QSH effect), Chern insulator (observed QAH effect), two-fold/four-fold/eight-fold degenerate Dirac semimetal, and NI phases. The conventional understanding for inducing the QAH effect in graphene posits that each valley contributes a unit conductance e^2/h , leading to a quantized Hall conductivity at $\sigma_{xy} = 2e^2/h$, without considering the source of Zeeman exchange field.^{15,16,19,20} In contrast, incorporating the Zeeman exchange field from the MBT substrate, coupled with valley mixing from Kekulé distortion, results in a quantized Hall conductivity at $\sigma_{xy} = e^2/h$, representing the ground state of Chern insulator with $C = 1$. Our first-principles calculations substantiate the existence of the $C = 1$ ground state with $\sigma_{xy} = e^2/h$ in graphene/MBT heterostructure. The emergence of Kekulé distortion at the graphene/MBT interface presents a unique opportunity for achieving tunable Chern numbers in the heterostructure system.

2. Results

The graphene/MBT heterostructure consists of monolayer graphene and one septuple-layer MBT, as illustrated in Fig. 1(a) for

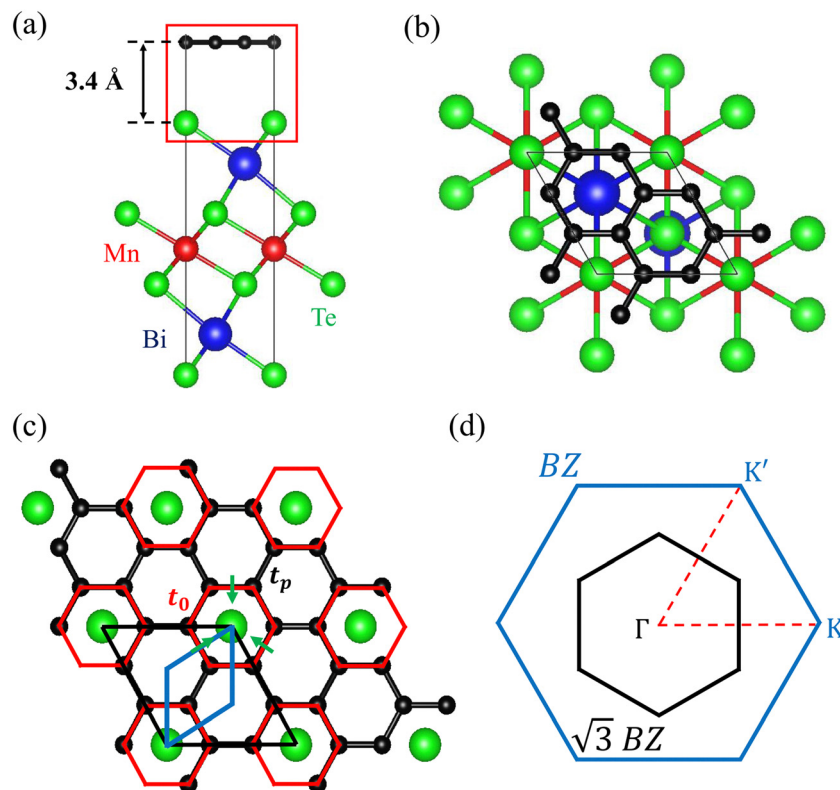


Fig. 1 The crystal structure of the graphene/MBT heterostructure in (a) side view and (b) top view. The black, red, blue, green atoms indicate the C, Mn, Bi, Te atoms, respectively. (c) Illustrates Kekulé distortion with two distinct hopping strengths: the red bonding involves the hopping surrounding Te atoms with the strength t_0 , while the black bonding connects the red ring with a hopping strength t_p . The blue parallelogram denotes a graphene primitive cell, and the black one is a commensurate $\sqrt{3} \times \sqrt{3}$ graphene supercell. Green arrows indicate the direction of Rashba SOC induced by the in-plane electric field surrounding the Te atoms. (d) Brillouin zone of graphene primitive cell (blue line) and the $\sqrt{3} \times \sqrt{3}$ commensurate cell (black line).



the side view and Fig. 1(b) for the top view. The in-plane lattice constant of MBT is approximately 4.33 Å, while the $\sqrt{3} \times \sqrt{3}$ supercell constant of graphene is around 4.27 Å. Consequently, a 1.4% lattice mismatch exists between MBT and $\sqrt{3} \times \sqrt{3}$ graphene. Due to the mechanical flexibility of graphene, the lattice mismatch, along with the topmost Te layer, locally stretches the graphene lattice, leading to Kekulé distortion. The Kekulé distortion breaks the bond symmetry in graphene, forming equivalent C-C bonding into two distinct red and black bonds in Fig. 1(c) with different hopping strengths.^{26,27} To describe the electronic properties of the graphene/MBT heterostructure, we employ an effective graphene supercell Hamiltonian by introducing SOC, Kekulé distortion, and Zeeman exchange field in graphene:

$$\begin{aligned}
 H = & \sum_{k=0,p} t_k \sum_{\langle i,j \rangle_x} c_{ix}^\dagger c_{jx} + i \frac{\lambda_1}{3\sqrt{3}} \sum_{\langle\langle i,j \rangle\rangle_{z\beta}} \nu_{ij} c_{ix}^\dagger s_{z\beta}^z c_{j\beta} \\
 & + i(\lambda_R^z \hat{z} + \lambda_R^p \hat{p}) \sum_{\langle i,j \rangle_{z\beta}} c_{ix}^\dagger (\mathbf{s} \times \hat{\mathbf{d}}_{ij})_{z\beta} c_{j\beta} \quad (1) \\
 & + i \frac{2}{3} \lambda_{R2} \sum_{\langle\langle i,j \rangle\rangle_{z\beta}} \mu_i c_{ix}^\dagger (\mathbf{s} \times \hat{\mathbf{D}}_{ij})_{z\beta} c_{j\beta} + M \sum_{iz} c_{ix}^\dagger s^z c_{iz}
 \end{aligned}$$

where c_{ix}^\dagger is the creation operator and $c_{j\alpha}$ is the annihilation operator of an electron with spin polarization α at site i . $\langle i, j \rangle$ and $\langle\langle i, j \rangle\rangle$ run over the nearest neighbor and next-nearest neighbor hopping sites with unit vector $\hat{\mathbf{d}}_{ij}$ and $\hat{\mathbf{D}}_{ij}$, respectively. The first term describes the nearest neighbor hopping of graphene with two different hopping strengths: the t_0 with red-bonding carbon rings surrounding the top Te atoms and t_p connecting the rings (Fig. 1(c)). The hopping difference reflects the Kekulé distortion in graphene supercell, opening a band gap of $2|t_0 - t_p|$. The second term represents the intrinsic SOC, which opens a non-trivial band gap of $2\lambda_1$, where $\mathbf{s} = (s^x, s^y, s^z)$ is the Pauli matrix in the spin degree of freedom. The parameter ν_{ij} describes the next-nearest neighbor hopping in a clockwise/counterclockwise direction to the positive z -axis with $+1/-1$ values. The third and fourth terms account for the Rashba SOC. The third term λ_R^z , associated with the nearest neighbor hopping, is induced by the external electric field perpendicular to the graphene sheet from the MBT substrate, breaking the out-of-plane inversion symmetry. The fourth term λ_R^p arises from the nonuniform in-plane electric field, represented by the green arrow in Fig. 1(c), breaking the in-plane inversion symmetry. The fifth term is the second-order Rashba SOC λ_{R2} , associated with next-nearest-neighbor

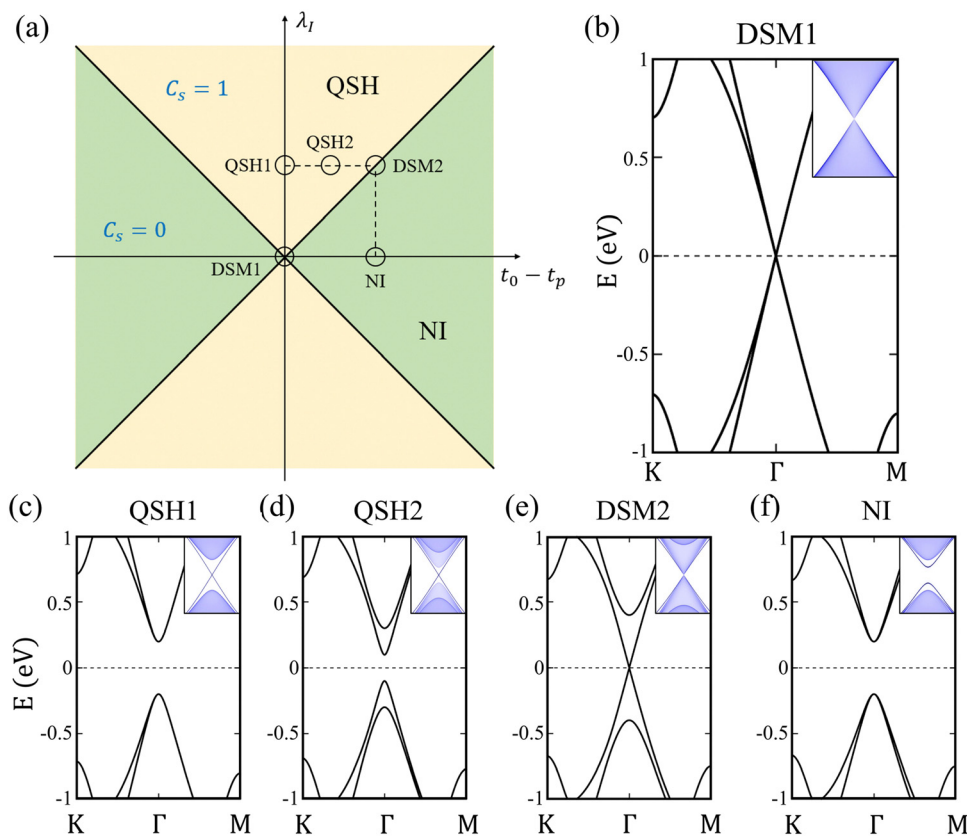


Fig. 2 (a) The topological phase diagram, with intrinsic SOC (vertical axis) and Kekulé distortion (horizontal axis). The heavy lines represent phase transition boundaries, indicating the Dirac semimetal state. The topological invariant in this phase diagram is represented by the spin Chern number C_s . The dashed lines indicate the selected phase evolution. (b) The bulk band structure of Dirac semimetal phase (DSM1). (c) and (d) The spin Chern insulating phase in QSH1 and QSH2, both without and with Kekulé distortion, respectively. (e) DSM2 phase, denoting the critical point of phase transition between the spin Chern insulator and normal insulator (NI). (f) NI phase. The inset in (b)–(f) shows the edge band structure on the armchair edge.



hopping, with $\mu_i = +1(-1)$ for the A(B) site. The sixth term represents the Zeeman exchange field magnetization originating from the Mn atoms in the MBT substrate.

We explore the topological phase diagram in eqn (1) through the utilization of two fundamental topological invariants, Chern number C and spin Chern number C_s . For the Chern insulator, as observed in the QAH effect, the quantized charge Hall conductivity $\sigma_{xy} = C \times e^2/h$ is directly proportional to an integer denoted as Chern number C . The Chern number can be calculated from the integral of Berry curvature in the momentum space and sum over all occupied bands below the bulk band gap, which is directly related to the number of chiral edge states in the two-dimensional topological system.^{3,28} In a s_z conserved system, the spin Chern number C_s is identical to \mathbb{Z}_2 index owing to the good quantum number s_z . The C_s is expressed as $C_s = \frac{1}{2}(C_\uparrow - C_\downarrow)$, where C_\uparrow/C_\downarrow is computed similarly to the Chern number, but the occupied states are separated by spin-up/spin-down electrons.^{13,14} This configuration characterizes the system as a spin Chern insulator, observed in the QSH effect. Recent studies show that even in scenarios where s_z is not a good quantum number, the C_s remains well-defined through the introduction of Rashba SOC.^{29–32} By

calculating these two critical invariants, we identify the topological phase at each point within the parameter space of the phase diagram.

We initially present the topological phase diagram, delineating the interplay between the two band gap opening mechanisms, Kekulé distortion and intrinsic SOC, in the absence of exchange field M (Fig. 2(a)). The two Dirac cones within the graphene unit cell distinctly segregate into two valleys, K and K' , positioned at the corner of the Brillouin zone (BZ). Considering the periodicity with the MBT substrate, the unit cell of the heterostructure aligns with a commensurate $\sqrt{3} \times \sqrt{3}$ graphene supercell. This alignment folds both Dirac cones from the corner of the original BZ of graphene to Γ point in the momentum space of the supercell (Fig. 1(d)). This folding effect gives rise to the Dirac semimetal DSM1 phase, illustrating an eight-fold degenerate Dirac point at the Γ point (Fig. 2(b)). Upon the introduction of intrinsic SOC λ_i , this highly degenerate Dirac state undergoes band gap opening (Fig. 2(c)). Due to the spin and valley degeneracy, the valence and conduction bands that separate by a gap become four-fold degenerate at the Γ point. In this scenario, graphene transforms from DSM1 to a spin Chern insulator with $C_s = 1$ (labeled QSH1). The boundary state with the armchair edge showcases a non-trivial

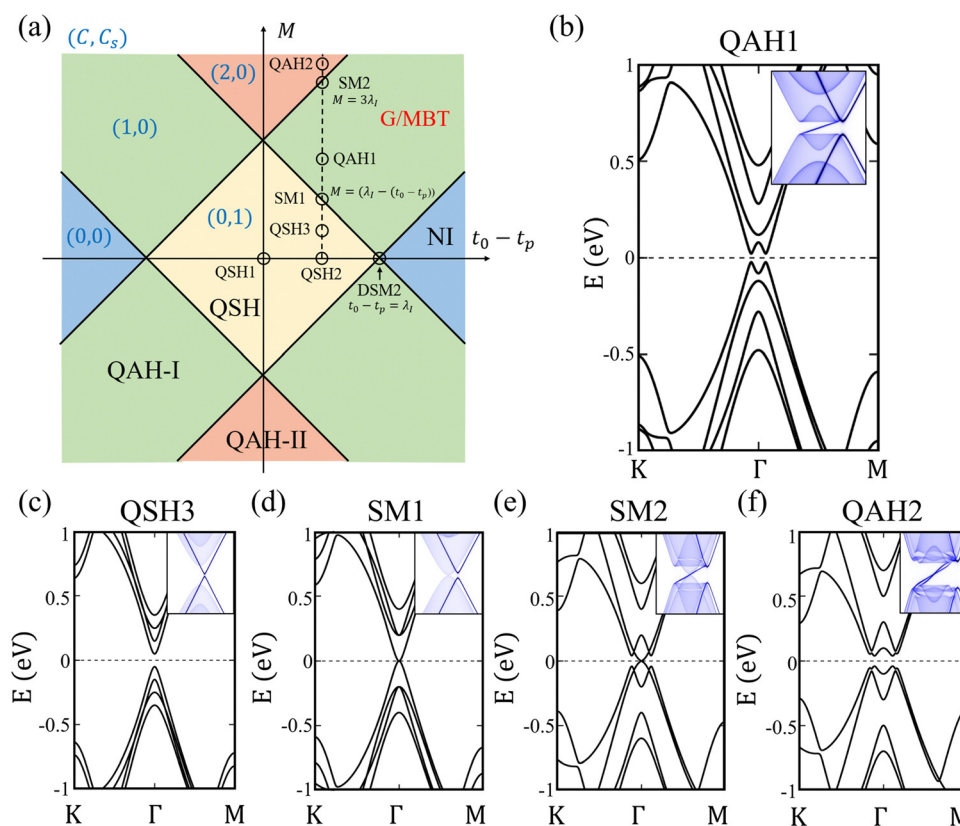


Fig. 3 (a) The topological phase diagram, with Kekulé distortion (horizontal axis) and Zeeman exchange field (vertical axis). Here the intrinsic SOC and Rashba SOC are included. The heavy lines represent phase transition boundaries, indicating the semimetal state. The topological invariant in this phase diagram is represented by the spin Chern number C_s and Chern number C . The dashed lines indicate the selected phase evolution. (b) Chern insulating phase (QAH1). (c) Spin Chern insulating phase with finite Zeeman exchange field (QSH3). (d) SM1 phase, denoting the critical point of phase transition between QSH3 and QAH1. (e) SM2 phase, denoting the critical point of phase transition between QAH1 and QAH2. (f) Chern insulating phase with $C = 2$ phase (QAH2). The inset in (b)–(f) shows the edge band structure on the armchair edge.



edge state connecting the valence and conduction bands, characteristic of the QSH effect (inset of Fig. 2(c)). In contrast to the intrinsic SOC, Kekulé distortion introduces a superlattice potential in the graphene supercell, resulting in the opening of a band gap for the Dirac cones with $C_s = 0$. The edge state calculations reveal a gapped edge state, as depicted in the inset of Fig. 2(f). Due to the competing mechanisms of the intrinsic SOC and Kekulé distortion, the ground state of the graphene supercell will lie between QSH1 and NI. For instance, Fig. 2(d) illustrates a spin Chern insulator induced by the cooperative action of intrinsic SOC and Kekulé distortion (labeled QSH2). The doubly degenerated band dispersion arises from the PT-symmetry, wherein the opposite spin states degenerate in different valleys. In this case, $\lambda_1 > |t_0 - t_p|$, thus the stronger intrinsic SOC results in the spin Chern insulator phase with the non-trivial edge state (inset of Fig. 2(d)). When $\lambda_1 = |t_0 - t_p|$, a topological phase transition critical point, a Dirac semimetal phase with a four-fold degenerate Dirac point (DSM2) emerging between QSH2 and NI, as presented in Fig. 2(e).

Subsequently, we extend our analysis to include the Zeeman exchange field M in the graphene supercell, simulating the graphene/MBT heterostructure. The intricate interplay among SOC, Kekulé distortion, and the Zeeman effect give rise to a comprehensive phase diagram. For example, commencing with the QSH2 characterized by a band gap $E_{g(\text{QSH2})} = \lambda_1 - (t_0 - t_p)$ (Fig. 2(d)), the introduction of the exchange field M induces a time-reversal breaking spin Chern insulator (labeled QSH3)

when $M < E_{g(\text{QSH2})}$. The topological edge state of QSH3 shifts away from the Γ point due to the breaking of time-reversal symmetry. Simultaneously, this edge state opens a gap when further considering the effect of Rashba SOC.²⁹ At a critical point, $M = E_{g(\text{QSH2})}$, a two-fold degenerated quadratic band dispersion emerges (labeled SM1, Fig. 3(d)). Subsequently, a band inversion occurs in the parameter region of $E_{g(\text{QSH2})} < M < 3E_{g(\text{QSH2})}$, leading the system into a Chern insulator with $C = 1$ (labeled QAH1, Fig. 3(b)). The inset of Fig. 3(b) displays a chiral edge state of QAH1. With a further increase in the strength of the Zeeman exchange field, the evolution of the band structure progresses through another two-fold quadratic semimetal phase SM2 (Fig. 3(e)), and then a second band inversion transpires, resulting in a Chern insulator with $C = 2$ (labeled QAH2, Fig. 3(f)). The inset of Fig. 3(f) exhibits two chiral edge states within the bulk gap of QAH2.

To pinpoint the ground state of graphene/MBT heterostructure within the presented parameter space of the phase diagram (Fig. 3(a)), we conducted the first-principles calculations using DFT. The graphene/MBT first-principle calculations are presented by DFT with the projector augmented wave method implemented in the Vienna ab initio simulation package (VASP).^{33–35} The top and bottom vacuum space is 10 Å to avoid the interaction between two adjacent heterostructures. The structure in Fig. 1(a) is fully relaxed until the force on each atom is smaller than 0.01 eV Å⁻¹. The interlayer distance between graphene and MBT is 3.4 Å. We used the

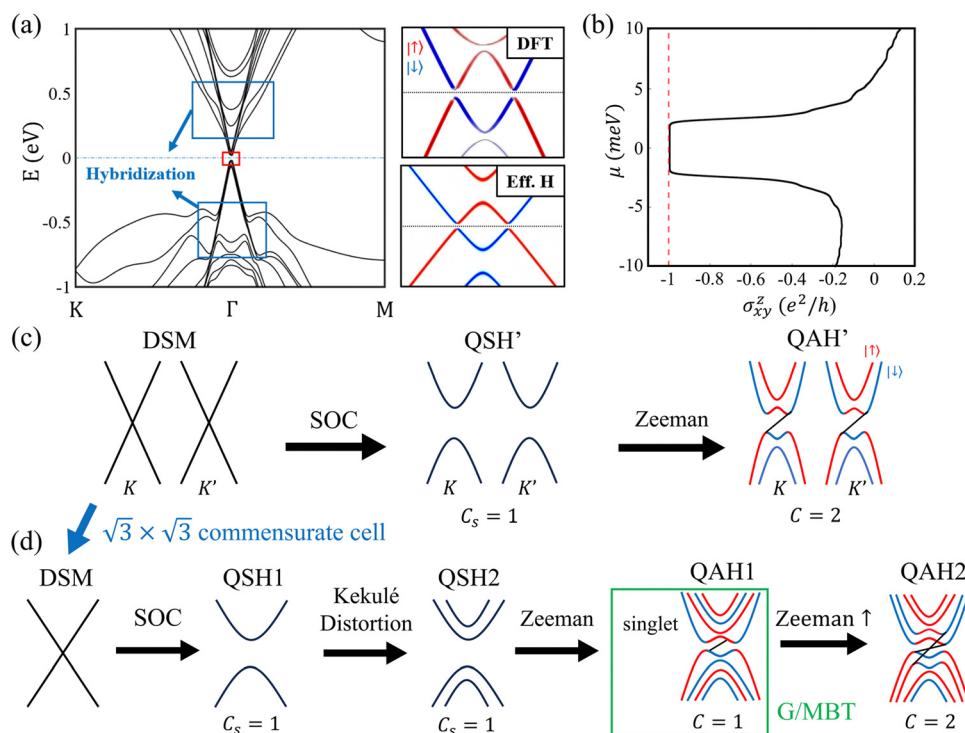


Fig. 4 (a) Left-hand side: The band structure of graphene/MBT. Right-hand side: The band structure around the Fermi level obtained through DFT and an effective Hamiltonian. (b) The Hall conductivity was calculated using the Kubo formula. (c) and (d) Schematic representation illustrates the formation of the Chern insulating state in (c) graphene unit cell and (d) $\sqrt{3} \times \sqrt{3}$ commensurate supercell. The green square indicates the G/MBT heterostructure phase.



Monkhorst–pack grids with $11 \times 11 \times 1$ mesh. The exchange–correlation method with GGA+ U is adopted with Hubbard U is 4 eV. The Heyd–Scuseria–Ernzerhof (HSE) hybrid function³⁶ is used to correct the band gap of monolayer MBT. The van der Waals interaction correction using the Grimme (DFT-D2) method³⁷ was considered. Our calculations demonstrate that the hollow site stacking with an out-of-plane ferromagnetic spin configuration exhibits the lowest energy. The energy differences for alternative stacking and spin configurations are provided in Tables S1 and S2 in the ESI,[†] respectively.

The calculated band structure of the graphene/MBT heterostructure is depicted in Fig. 4(a). We find the band structure exhibits pronounced hybridization at higher binding energies, typically around ± 0.5 eV. At binding energies proximate to the Fermi level, graphene predominantly governs the band structure, while MBT acts as a Zeeman exchange field upon graphene, notably influencing the four bands surrounding the Fermi level. It is noteworthy that each band exhibits single degeneration with a band gap of 3.5 meV. Additionally, the zoom-in band structure reveals a resemblance to the band dispersion observed in QAH1 (Fig. 3(b)). The Hall conductivity calculated using the Kubo formula showcases a quantized value of e^2/h , indicative of Chern insulator with $C = 1$ (Fig. 4(b)). This finding starkly contrasts with previous investigations where the Chern number was identified as $C = 2$ (labeled QAH' in Fig. 4(c)). The QAH state in earlier studies results from the band inversion at both valleys, induced by the interplay of SOC and Zeeman exchange field. This mechanism, though conceptually straightforward, lacks consideration for substrate effects, making experimental realization challenging. Fig. 4(d) provides a schematic representation systematically illustrating the formation of the Chern insulating state with $C = 1$ in the graphene/MBT heterostructure. The original unit cell of graphene harbors two Dirac cones at K/K' valleys. These Dirac cones fold to a Γ point, forming the DSM phase within the context of a $\sqrt{3} \times \sqrt{3}$ commensurate supercell of graphene. The introduction of SOC opens the band gap at both K/K' valleys, giving rise to the QSH1. Upon further consideration of the substrate effect, specifically Kekulé distortion, QSH1 transitions into QSH2. In this phase, two valleys at the original BZ of graphene become intertwined exhibiting distinct energy eigenvalues. Consequently, the Zeeman exchange field selectively inverts the top-most valence band and the bottommost conduction band, leading to the emergence of QAH1 with $C = 1$. How the Zeeman exchange field of MBT affects the evolution of graphene band structure from QSH2 to QAH1 is explained in more detail in the ESI.[†]

3. Discussion and conclusions

Our systematic study unveils the capability of the graphene/MBT heterostructure to control topological phase transitions, offering avenues for manipulation through methods, such as doping or stacking additional van der Waals layers to adjust the Fermi level and/or the strength of exchange coupling.^{38–40} For

instance, the Zeeman exchange field can be enhanced by increasing the stack of MBT layers and MnTe layers³⁸ to produce the QAH2 $C = 2$ phase, as shown in Fig. 3(f). These advantages present a tunable platform for quantum Hall devices and advancing spintronics.

In summary, we systematically investigated the realization of the QAH effect on monolayer graphene through an effective model Hamiltonian and first-principle calculations. We discern that the graphene/MBT heterostructure manifests a Chern insulating phase with $C = 1$, considering the interplay of the SOC, Kekulé distortion, and Zeeman exchange interaction within a fruitful topological phase diagram. Leveraging the flexibility inherent in both MBT families and graphene systems, coupled with the previously established experimental advantage of graphene/ Bi_2Te_3 systems,²⁴ our work not only introduces a novel avenue for achieving the QAH effect in monolayer graphene but also delves into magnetic topological phase transition within 2D heterostructures.

Author contributions

S.-Y. X. and T.-R. C. conceived and designed the research. Y.-T. Y. conducted theoretical calculations; Y.-T. Y., S.-Y. X., and T.-R. C. analyzed the data; Y.-T. Y., S.-Y. X., and T.-R. C. wrote the manuscript; T.-R. C. supervised the project.

Conflicts of interest

The authors declare no conflict of interest.

Acknowledgements

T.-R. C. was supported by the 2030 Cross-Generation Young Scholars Program from the National Science and Technology Council (NSTC) in Taiwan (Program No. MOST111-2628-M-006-003-MY3), National Cheng Kung University (NCKU), Taiwan, and National Center for Theoretical Sciences, Taiwan. This research was supported, in part by the Higher Education Sprout Project, Ministry of Education to the Headquarters of University Advancement at NCKU. T. R. C. thank to National Center for High-performance Computing (NCHC) of National Applied Research Laboratories (NARLabs) in Taiwan for providing computational and storage resources. Work in the SYX group was partly supported by the U.S. Department of Energy (DOE) Office of Science through the Ames National Laboratory under contract DE-AC0207CH11358, and partly through Air Force Office of Scientific Research (AFOSR) grant FA9550-23-1-0040.

References

- 1 A. Bansil, H. Lin and T. Das, Colloquium: Topological band theory, *Rev. Mod. Phys.*, 2016, **88**, 021004.
- 2 M. Z. Hasan and C. L. Kane, Colloquium: Topological insulators, *Rev. Mod. Phys.*, 2010, **82**, 3045–3067.



- 3 C.-Z. Chang, C.-X. Liu and A. H. MacDonald, Colloquium: Quantum anomalous Hall effect, *Rev. Mod. Phys.*, 2023, **95**, 011002.
- 4 Y. Liang, *et al.*, High-temperature quantum anomalous Hall insulator in two-dimensional Bi₂ON, *Appl. Phys. Lett.*, 2020, **116**, 162402.
- 5 R. Peng, Z. He, Y. Dai, B. Huang and Y. Ma, Intrinsic valley-related multiple Hall effect in the two-dimensional organometallic lattice of NbTa-benzene, *Phys. Rev. B*, 2022, **106**, 035403.
- 6 J. Zhang, *et al.*, Topology-driven magnetic quantum phase transition in topological insulators, *Science*, 2013, **339**, 1582–1586.
- 7 C.-Z. Chang, *et al.*, Experimental Observation of the Quantum Anomalous Hall Effect in a Magnetic Topological Insulator, *Science*, 2013, **340**, 167–170.
- 8 C.-Z. Chang, *et al.*, High-precision realization of robust quantum anomalous Hall state in a hard ferromagnetic topological insulator, *Nat. Mater.*, 2015, **14**, 473–477.
- 9 Y. Deng, *et al.*, Quantum anomalous Hall effect in intrinsic magnetic topological insulator MnBi₂Te₄, *Science*, 2020, **367**, 895–900.
- 10 C. Hu, *et al.*, Realization of an intrinsic ferromagnetic topological state in MnBi₈Te₁₃, *Sci. Adv.*, 2020, **6**, eaba4275.
- 11 M. Serlin, *et al.*, Intrinsic quantized anomalous Hall effect in a moiré heterostructure, *Science*, 2020, **367**, 900–903.
- 12 G. Chen, *et al.*, Tunable correlated Chern insulator and ferromagnetism in a moiré superlattice, *Nature*, 2020, **579**, 56–61.
- 13 C. L. Kane and E. J. Mele, Quantum Spin Hall Effect in Graphene, *Phys. Rev. Lett.*, 2005, **95**, 226801.
- 14 C. L. Kane and E. J. Mele, Topological Order and the Quantum Spin Hall Effect, *Phys. Rev. Lett.*, 2005, **95**, 146802.
- 15 W.-K. Tse, Z. Qiao, Y. Yao, A. H. MacDonald and Q. Niu, Quantum anomalous Hall effect in single-layer and bilayer graphene, *Phys. Rev. B: Condens. Matter Mater. Phys.*, 2011, **83**, 155447.
- 16 M. Ezawa, Valley-Polarized Metals and Quantum Anomalous Hall Effect in Silicene, *Phys. Rev. Lett.*, 2012, **109**, 055502.
- 17 Z. Qiao, *et al.*, Quantum Anomalous Hall Effect in Graphene Proximity Coupled to an Antiferromagnetic Insulator, *Phys. Rev. Lett.*, 2014, **112**, 116404.
- 18 J. Zhang, B. Zhao, Y. Yao and Z. Yang, Robust quantum anomalous Hall effect in graphene-based van der Waals heterostructures, *Phys. Rev. B: Condens. Matter Mater. Phys.*, 2015, **92**, 165418.
- 19 Z. Qiao, *et al.*, Quantum anomalous Hall effect in graphene from Rashba and exchange effects, *Phys. Rev. B: Condens. Matter Mater. Phys.*, 2010, **82**, 161414.
- 20 Z. Qiao, H. Jiang, X. Li, Y. Yao and Q. Niu, Microscopic theory of quantum anomalous Hall effect in graphene, *Phys. Rev. B: Condens. Matter Mater. Phys.*, 2012, **85**, 115439.
- 21 J. Zhang, B. Zhao, Y. Yao and Z. Yang, Quantum Anomalous Hall Effect in Graphene-based Heterostructure, *Sci. Rep.*, 2015, **5**, 10629.
- 22 J. Li, *et al.*, Intrinsic magnetic topological insulators in van der Waals layered MnBi₂Te₄-family materials, *Sci. Adv.*, 2019, **5**, eaaw5685.
- 23 H. Zhang, *et al.*, Topological insulators in Bi₂Se₃, Bi₂Te₃ and Sb₂Te₃ with a single Dirac cone on the surface, *Nature Phys.*, 2009, **5**, 438–442.
- 24 D. Khokhriakov, *et al.*, Tailoring emergent spin phenomena in Dirac material heterostructures, *Sci. Adv.*, 2018, **4**, eaat9349.
- 25 K. Song, *et al.*, Spin Proximity Effects in Graphene/Topological Insulator Heterostructures, *Nano Lett.*, 2018, **18**, 2033–2039.
- 26 Z. Lin, *et al.*, Competing Gap Opening Mechanisms of Monolayer Graphene and Graphene Nanoribbons on Strong Topological Insulators, *Nano Lett.*, 2017, **17**, 4013–4018.
- 27 C. Gutiérrez, *et al.*, Imaging chiral symmetry breaking from Kekulé bond order in graphene, *Nat. Phys.*, 2016, **12**, 950–958.
- 28 F. D. M. Haldane, Model for a Quantum Hall Effect without Landau Levels: Condensed-Matter Realization of the ‘Parity Anomaly’, *Phys. Rev. Lett.*, 1988, **61**, 2015–2018.
- 29 Y.-T. Yao *et al.* Feature-energy duality of topological boundary states in multilayer quantum spin Hall insulator. <https://arxiv.org/abs/2312.11794v1> (2023).
- 30 D. N. Sheng, Z. Y. Weng, L. Sheng and F. D. M. Haldane, Quantum Spin-Hall Effect and Topologically Invariant Chern Numbers, *Phys. Rev. Lett.*, 2006, **97**, 036808.
- 31 E. Prodan, Robustness of the spin-Chern number, *Phys. Rev. B: Condens. Matter Mater. Phys.*, 2009, **80**, 125327.
- 32 Y. Yang, *et al.*, Time-Reversal-Symmetry-Broken Quantum Spin Hall Effect, *Phys. Rev. Lett.*, 2011, **107**, 066602.
- 33 P. E. Blöchl, Projector augmented-wave method, *Phys. Rev. B: Condens. Matter Mater. Phys.*, 1994, **50**, 17953–17979.
- 34 G. Kresse and D. Joubert, From ultrasoft pseudopotentials to the projector augmented-wave method, *Phys. Rev. B: Condens. Matter Mater. Phys.*, 1999, **59**, 1758–1775.
- 35 G. Kresse and J. Furthmüller, Efficiency of ab-initio total energy calculations for metals and semiconductors using a plane-wave basis set, *Comput. Mater. Sci.*, 1996, **6**, 15–50.
- 36 A. D. Becke and E. R. Johnson, A simple effective potential for exchange, *J. Chem. Phys.*, 2006, **124**, 221101.
- 37 S. Grimme, Semiempirical GGA-type density functional constructed with a long-range dispersion correction, *J. Comput. Chem.*, 2006, **27**, 1787–1799.
- 38 P. Chen, *et al.*, Tailoring the magnetic exchange interaction in MnBi₂Te₄ superlattices via the intercalation of ferromagnetic layers, *Nat. Electron*, 2023, **6**, 18–27.
- 39 Y. Gao, K. Liu and Z.-Y. Lu, Intrinsic ferromagnetic and antiferromagnetic axion insulators in van der Waals materials MnX₂B₂T₆ family, *Phys. Rev. Res.*, 2022, **4**, 023030.
- 40 T. Qian, *et al.*, Magnetic dilution effect and topological phase transitions in Mn_{1-x}Pb_xBi₂Te₄, *Phys. Rev. B*, 2022, **106**, 045121.

