


 Cite this: *RSC Adv.*, 2023, **13**, 27385

 Received 15th June 2023
 Accepted 6th September 2023

DOI: 10.1039/d3ra04048h

rsc.li/rsc-advances

DCID-mediated esterification of carboxylic acids with alcohols under mild conditions†

 Farzaneh Nasiri,^a Javad Mokhtari,^b *^a Salman Taheri ^b and Zohreh Mirjafary^a

DCID (Dichloroimidazolidinedione) **2** is used as a novel coupling reagent for the esterification of carboxylic acids with alcohols at room temperature. The reaction represents the first DCID-promoted esterification under mild conditions with good to excellent yields. Reactions can proceed smoothly with those bearing electron-withdrawing and donating group(s) on the carboxylic acids and benzyl alcohols at ambient temperature. Furthermore, we proposed a plausible mechanism and confirmed it by isolating and characterizing intermediates **3a** and **7**. The structures of the synthesized compounds were confirmed by comparison of melting points and NMR spectra.

Introduction

The esterification of carboxylic acids is an important reaction in organic synthesis.^{1,2} Esters play a noteworthy role in living systems and the chemical industry.^{3–9} There are many methods for the synthesis of esters available in the literature. The common method is the Fischer esterification, which is a reversible condensation reaction between acids and alcohols and is catalyzed by the acid. On the other hand, there are many irreversible reactions such as the Mitsunobu, and Steglich (activation by carbodiimides) esterification which is catalyzed by one or more catalysts.¹⁰ The reaction of carboxylic acids with alcohols for the preparation of esters is among the efficient and mildest of organic transformations, which is mainly the result of high accessibility and stability of reactants. Although the literature is supplied with different methods for esterification, novel approaches such as the use of oxalyl chloride and triphenylphosphine oxide,¹¹ Dowex H⁺/NaI,¹² lipase-catalyzed alkyl valerates,¹³ *etc.*¹⁴ have been reported recently. Generally, maybe one of the sampling methods to prepare esters is the use of reactive carboxylic anhydride or acid halides with alcohol. These reactions are simple, with high yield and can be done mostly without special catalyst. In view of the above insights and in continuation of previous works for the developing of the role of DCID (Dichloroimidazolidinedione) in organic synthesis,¹⁵ we wish to report a general esterification of carboxylic acids using DCID as a new coupling reagent (Scheme 1).

Experimental section

Materials and methods

All materials including ethanol (C₂H₅OH), dry dichloromethane (CH₂Cl₂), oxalyl chloride (COCl)₂, *N,N'*-dicyclohexylcarbodiimide (DCC), triethylamine (Et₃N), pyridine, DIEA, benzoic acids and alcohols derivatives were obtained from commercially available sources such as Merck and Sigma-Aldrich without further purification. NMR spectra were recorded on Bruker NMR spectrometers (400 MHz for ¹H-NMR and 100 MHz for ¹³C-NMR). ¹H-NMR chemical shifts (δ_H) are quoted in ppm downfield from tetramethylsilane (TMS) in 400 MHz spectrometer. Melting points were obtained on an Electro-thermal 9100 apparatus.

Synthesis of DCID (dichloroimidazolidinedione)

DCID was synthesized with minor modifications.^{15a} To the 4.0 g (19.40 mmol) of *N,N'*-Dicyclohexylcarbodiimide (DCC) in 50 mL dry dichloromethane (CH₂Cl₂) was added 1.8 mL (21.0 mmol) of oxalyl chloride dropwise at 0 °C and the reaction mixture stirred for 1 hours at room temperature. The resulting precipitate was filtered and washed with cold dichloromethane. The recrystallization of white solid in ethanol gives 5.5 gr of DCID (yield: 85%); m.p. = 174–176 °C. ¹H-NMR (400 MHz, CDCl₃): δ (ppm) = 3.97–4.00 (m, 2H), 2.02–2.10 (m, 4H, Cy), 1.73–1.87 (m, 4H, Cy), 1.71–1.75 (m, 4H, Cy), 1.66–1.69 (m, 2H, Cy), 1.17–1.36 (m, 6H, Cy). ¹³C-NMR (100 MHz, DMSO-d₆): 157.3, 115.2, 51.5, 29.5, 25.6, 25.2 ppm.

General procedure for the synthesis of esters

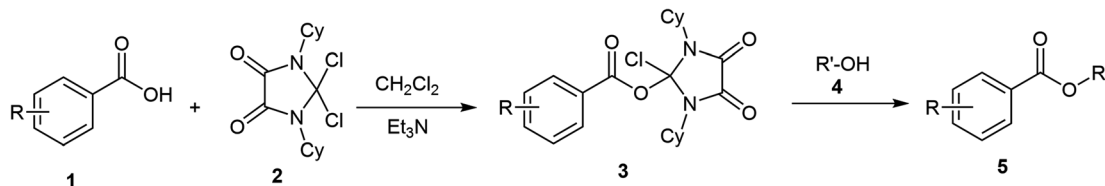
Benzoic acid (1.0 mmol), benzyl alcohol (1.0 mmol), DCID (1.20 mmol) and triethyl amine (1.0 mmol) were added to CH₂Cl₂ (5 mL) and stirred at 25 °C for 24 h and completion of the reaction monitored by TLC. Products were purified by chromatography on silica gel (eluents: EtOAc–hexane, 1 : 3).

^aDepartment of Chemistry, Science and Research Branch, Islamic Azad University, PO Box 14515/775, Tehran, Iran. E-mail: j.mokhtari@srbiau.ac.ir

^bChemistry & Chemical Engineering Research Center of Iran, PO Box 14335-186, Tehran, Iran

† Electronic supplementary information (ESI) available. See DOI: <https://doi.org/10.1039/d3ra04048h>





Scheme 1 DCID-mediated esterification of carboxylic acids.

Selected spectra data. Benzylbenzoate (**5a**): oil; yield: 86%; $^1\text{H-NMR}$ (400 MHz, CDCl_3): δ (ppm) = 8.07 (d, J = 7.5 Hz, 2H), 7.53–7.56 (m, 1H), 7.23–7.45 (m, 7H), 5.36 (s, 2H) ppm. $^{13}\text{C-NMR}$ (100 MHz, CDCl_3): 166.4, 136.1, 133.1, 130.2, 129.8, 128.7, 128.4, 128.3, 128.2, 66.7 ppm.

Synthesis and isolation of 2-chloro-1,3-dicyclohexyl-4,5-dioximidazolidin-2-yl benzoate intermediate (**3a**)

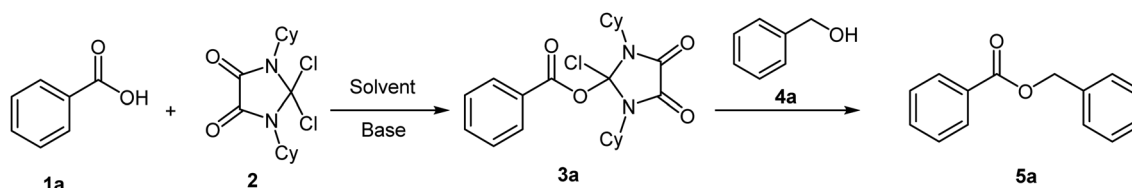
Typically, to a 25 mL round-bottom flask containing dry CH_2Cl_2 (5 mL) was added benzoic acid (1.0 mmol), DCID (1.2 mmol) and triethyl amine (1.0 mmol). The reaction mixture was stirred for 24 h at 25 °C. The completion of the reaction monitored by TLC. The salt was filtered, and the filtrate was evaporated under reduced pressure to yield an oily solid. $^1\text{HNMR}$ (400 MHz, DMSO-d_6): = 8.17 (t, J = 7.0 Hz, 2H), 7.83 (t, J = 7.0 Hz, 1H), 7.79 (d, J = 6.9 Hz, 2H), 3.79–3.83 (m, 2H), 1.83–1.90 (m, 4H), 1.71–1.78 (m, 9H), 1.59–1.62 (m, 2H), 1.09–1.29 (m, 6H) ppm. $^{13}\text{C-NMR}$ (100 MHz, DMSO-d_6): 165.6, 158.8, 133.6, 131.6, 131.2, 130.0, 129.4, 51.5, 29.5, 25.6, 25.2 ppm.

Results and discussion

Initial investigations for suitable reaction conditions for the catalyst-free one-pot procedure for ester formation using benzoic acid and benzyl alcohol as the model substrates were performed. The model reaction was performed in the presence of different

bases such as Et_3N , pyridine and DIEA; among them Et_3N was found to be the most effective base. Then, the reaction was done in different solvents including CH_2Cl_2 , CH_3CN , THF and DMF. Among the solvents examined, CH_2Cl_2 was proved to be the best reaction medium. For the optimization of time, completion of the reaction monitored by TLC at different times, the best time was between 18 and 24 hours. In this reaction, the molar ratio of DCID was also effective on the reaction yield; by increasing the amount of DCID to 1.2 equivalent the yield of **5a** increased to 86% (Table 1, entry 2). On the other hand, when the reaction was done without DCID, no product was observed, and this shows its effective role in this reaction (Table 1, entry 8). Therefore, it was concluded that the optimum reaction conditions involved benzoic acid (1 mmol), benzyl alcohol DCID (1.2 mmol), and Et_3N (1.0 mmol) in CH_2Cl_2 (5 mL) at 25 °C (Table 2, entry 2).

Encouraged by our initial studies, we then investigated the generality and versatility of DCID for the esterification of different carboxylic acids with alcohols (Table 2). As shown in Table 2, most carboxylic acids underwent esterification to afford the corresponding esters in good yields (74% to 86%). The introduction of substituents often changes the activity of the aromatic ring and in this reaction changing the aromatic substitution from an electron-donating group (Table 2, entries 17 and 18) to an electron-withdrawing group (Table 2, entry 15) significantly influence yields to products as clearly showed in Table 2, because the rate of nucleophilic addition of the

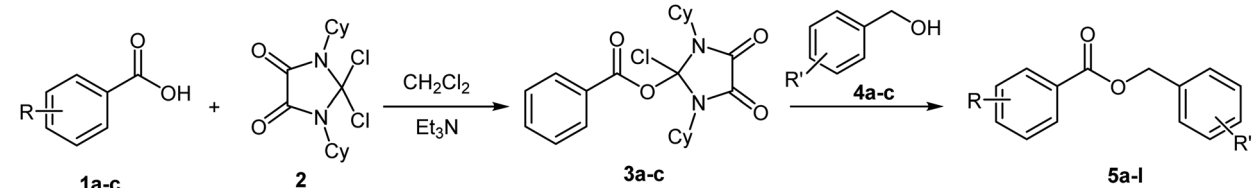
Table 1 Optimization of reaction conditions^a

Entry	Base	Solvent	DCID 2 (eq.)	Yield (%)
1	Et_3N	CH_2Cl_2	1	75
2	Et_3N	CH_2Cl_2	1.20	86
3	Pyridine	CH_2Cl_2	1.20	70
4	DIEA	CH_2Cl_2	1.20	82
5	Et_3N	DMF	1.20	45
6	Et_3N	THF	1.20	52
7	Et_3N	CH_3CN	1.20	60
8	Et_3N	CH_2Cl_2	—	—

^a Reaction condition: benzoic acid (1 mmol), base (1 mmol), benzyl alcohol (1.0 mmol), solvent (5 mL), time: 24 h at room temperature.



Table 2 Esterification of benzoic acid derivatives with various benzyl alcohols



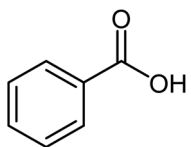
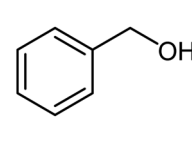
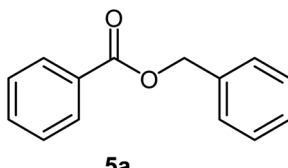
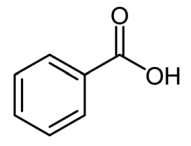
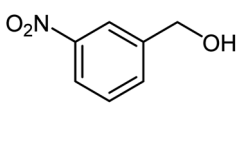
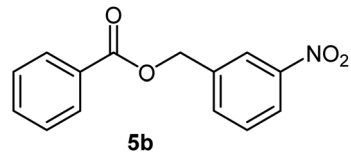
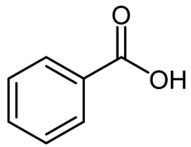
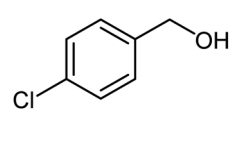
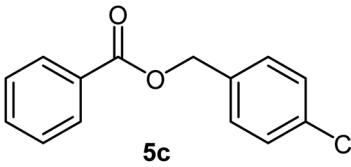
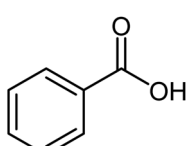
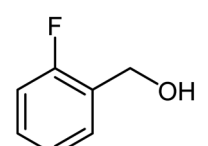
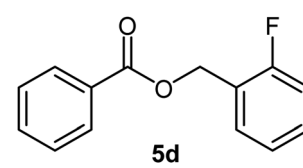
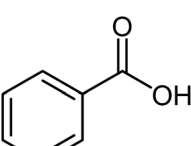
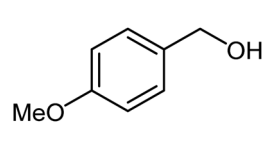
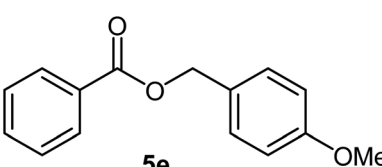
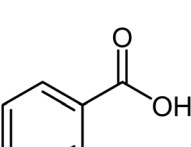
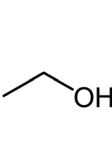
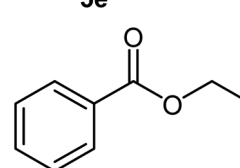
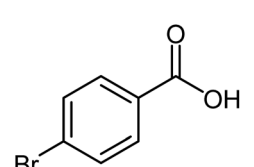
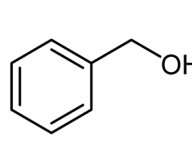
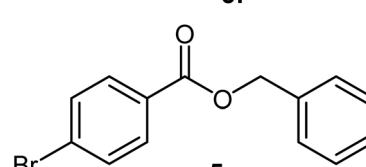
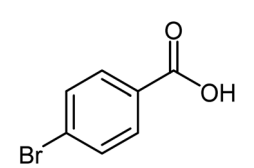
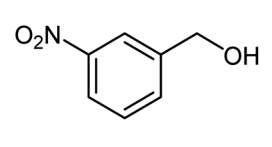
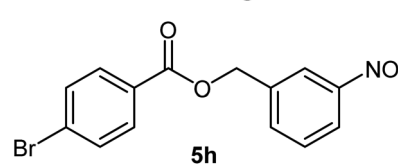
Entry	Benzoic acids	Alcohols	Products	Yield (%)	Mp. (°C)
1				86	Oil
2				74	70–72 (ref. 16)
3				84	58–60 (ref. 17)
4				85	Oil
5				83	29–30 (ref. 18)
6				79	Oil
7				89	51–53 (ref. 19)
8				76	114–116 (ref. 20)



Table 2 (Contd.)

Entry	Benzoic acids	Alcohols	Products	Yield (%)	Mp. (°C)
9				84	Oil
10				86	Oil
11				91	Oil
12				75	89–91 (ref. 21)
13				84	Oil
14				82	Oil
15				68	48–50 (ref. 22)
16				78	18–20 (ref. 22)

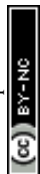
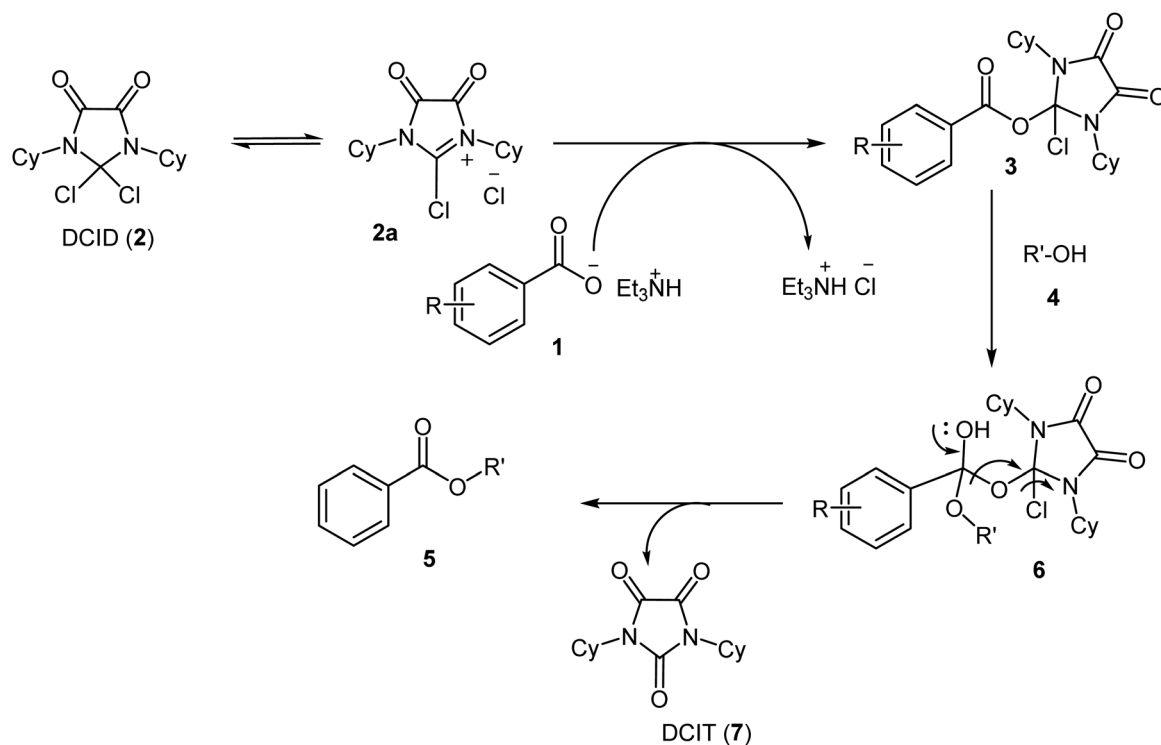
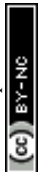


Table 2 (Contd.)

Entry	Benzoic acids	Alcohols	Products	Yield (%)	Mp. (°C)
17				82	24–26 (ref. 22)
18				87	28–30 (ref. 23)
19				58	Oil
20				54	Oil



Scheme 2 Possible reaction pathway.



carboxylate ion to DCID decreases (Scheme 2). This fact also applies to benzyl alcohols and the yields decreases with the change of electron donating groups with electron withdrawing groups (Table 2, entries 2, 8 and 12). The reaction of aliphatic carboxylic acids with alcohols in this work show obvious differences and the corresponding esters were obtained in low yields (Table 2, entries 19 and 20) and the reason for that is the less activity of carbonyl aliphatic group in acyl nucleophilic substitution reaction. The solvent-free reaction was also performed. As example, the reaction between benzoic acid and benzyl alcohol under optimized conditions for 24 h could provide only an ester yield of 25%. So, present of a solvent seem to have an effective role in completion of the reaction.

Based on experimental observations and isolation and characterization of intermediate **3** a plausible mechanism for a DCID-mediated esterification of carboxylic acids is proposed in Scheme 2. At the first, the heterolytic cleavage of the C–Cl bond in DCID, given imidazolium chloride **2a**. Subsequently, the nucleophilic addition of benzoate anion on C₂ of compound **2** led to the intermediate **3**. Nucleophilic acyl substitution of intermediate **3** with benzyl alcohols generate a tetrahedral intermediate **6**. Finally, removing of 1,3-dicyclohexylimidazolidine-2,4,5-trione (DCIT) **7** provides the esterification products **5**. Compound **7** was isolated and characterized by ¹³C-NMR and mass spectra (ESI, Fig. S16 and S17†).

Conclusion

In summary, we have developed a one-pot and catalyst-free procedure for the synthesis of a range of esters using DCID as mild and readily available material with good to excellent yields. In comparison with the previous methods for the esterification, this system offered several advantages such as mild reaction conditions, no formation of side products, simple experimental operation, high yields of product and *etc.* Also, a wide range of benzoic acids and benzyl alcohols gave the corresponding esterification products in good yields. A proposed mechanism for this procedure is also provided. Further study on the DCID-promoted organic transformation is ongoing in our laboratory and would be presented in the future.

Conflicts of interest

There are no conflicts to declare.

References

- (a) M. A. Ogliaruso and J. F. Wolfe, *The Chemistry of Functional Groups*, ed. S. Patai, Wiley, Chichester, 1985, Suppl. B. Part, vol. 1, p. 411; (b) H. Pielatzik, B. Irmisch-Pielatzik and T. Eicher, *Methods of Organic Chemistry, Houben Weyl*, 2004, vol. 5, p. 659; (c) R. Caputo, E. Corrado, C. Ferreri and G. Palumbo, *Synth. Commun.*, 1986, **16**, 1081.
- J. Mulzer, *Comprehensive Organic Synthesis*, ed. B. M. Trost and L. Fleming, Pergamon Press, Oxford, 1991, vol. 6, p. 323.
- D. L. Nelson and M. M. Cox, *Lehninger Principles of Biochemistry*, Worth Publishing, New York, 3rd edn, 2000.
- V. Fernández, P. Guzman-Delgado, J. Graca, S. Santos and L. Gil, *Front. Plant Sci.*, 2016, **7**, 427.
- <https://www.plasticscolor.com/en-US/Media/News/article/>, from-resin-to-product: -plastics-production, -uses-and-properties, (accessed February 11, 2019).
- M. Espino-Díaz, D. R. Sepúlveda, G. González-Aguilar and G. I. Olivas, *Food Technol. Biotechnol.*, 2016, **54**, 375.
- <http://www.newworldencyclopedia.org/entry/Ester>, (accessed February 11, 2019).
- <https://www.prweb.com/releases/2014/02/prweb11619424.htm>, (accessed February 11, 2019).
- M. Krieger, M. P. Scott, P. T. Matsudaira, H. F. Lodish, J. E. Darnell, Z. Lawrence, C. Kaiser and A. Berk, *Section 4.1: Structure of Nucleic Acids, Molecular Cell Biology*, W. H. Freeman and CO, New York, 2004.
- J. Otera and J. Nishikido, *Esterification: Methods, Reactions, and Applications*, Wiley-VCH, Weinheim, Germany, 2nd edn, 2009.
- M. Jia, L. Jiang, F. Niu, Y. Zhang and X. Sun, *R. Soc. Open Sci.*, 2018, **5**, 171988.
- P. A. Turhanen, J. Leppänen and J. J. Vepsäläinen, *ACS Omega*, 2019, **4**, 8974.
- S. Cebrián-García, A. M. Balu and R. Luque, *Front. Chem.*, 2018, **6**, 197.
- (a) F. U. Nigiz and N. D. Hilmioglu, *Chem. Eng. Technol.*, 2018, **41**, 836; (b) X.-Y. Zhou and X. Chen, *Synlett*, 2018, **29**, 2321; (c) M. Finnveden, S. Brännström, M. Johansson, E. Malmström and M. Martinelle, *RSC Adv.*, 2018, **8**, 24716.
- (a) K. Madankar, J. Mokhtari and Z. Mirjafary, *Appl. Organomet. Chem.*, 2020, e5383; (b) K. Madankar, J. Mokhtari and Z. Mirjafary, *Synlett*, 2020, **31**, 1725; (c) N. Hosseini, J. Mokhtari and I. Yavari, *New J. Chem.*, 2022, **46**, 5588; (d) N. Hosseini, J. Mokhtari and I. Yavari, *ChemistrySelect*, 2021, **6**, 5198; (e) F. Nasiri, J. Mokhtari, S. Taheri and Z. Mirjafary, *Tetrahedron Lett.*, 2023, **118**, 154392; (f) J. P. Moerdyk and C. W. Bielawski, *Chem.–Eur. J.*, 2014, **20**, 13487; (g) Y. Gao, J. Liu, Z. Li, T. Guo, S. Xu, H. Zhu, F. Wei, S. Chen, H. Gebru and K. Guo, *J. Org. Chem.*, 2018, **83**, 2040; (h) Y. Gao, Z. Zhang, Z. Li, T. Guo, Y. Zhu, Z. Yao, B. Liu, Y. Li and K. Guo, *J. Org. Chem.*, 2020, **85**, 1087; (i) J. A. Tiwari, Z. Azeem and P. K. Mandal, *J. Org. Chem.*, 2022, **87**, 3718.
- Y. Yasuhide, T. Yuho and S. Masami, *Bull. Chem. Soc. Jpn.*, 1972, **45**, 1198.
- S. A. Runikhina, D. L. Usanov, A. O. Chizhov and D. Chusov, *Org. Lett.*, 2018, **20**, 7856.
- A. M. Harned, H. S. He, P. H. Toy, D. L. Flynn and P. R. Hanson, *J. Am. Chem. Soc.*, 2005, **127**, 52.
- R. A. Green, D. Pletcher, S. G. Leach and R. C. D. Brown, *Org. Lett.*, 2015, **17**, 3290.
- B. A. Fiekers and E. M. Di Geronimo, *J. Am. Chem. Soc.*, 1948, **70**, 1654.
- J. H. Bowie and B. Nussey, *Org. Mass Spectrom.*, 1974, **9**, 310.
- H. Rouhi-Saidabad and B. Akhlaghinia, *J. Braz. Chem. Soc.*, 2014, **25**, 253.
- M. A. Pasha and B. Ravindranath, *Indian J. Chem., Sect. B: Org. Med. Chem.*, 1985, **24**, 1068.

