



Cite this: *RSC Adv.*, 2023, 13, 2220

Received 9th December 2022
Accepted 3rd January 2023

DOI: 10.1039/d2ra07872d

rsc.li/rsc-advances

Synthesis of 2-iminothiazolidin-4-ones *via* copper-catalyzed [2 + 1 + 2] tandem annulation†

Mingming Zhao,^{ab} Yiming Guo,^{ab} Qi Wang,^{ab} Lanqi Liu,^{ab} Shujie Zhang,^{ab}
Wei Guo,^{id *c} Lin-Ping Wu^{id *ab} and Fayang G. Qiu^{id *ab}

In this paper, an efficient synthesis of 2-iminothiazolidin-4-ones through a copper-catalyzed tandem annulation reaction of alkyl amines, isothiocyanates and diazo acetates is presented. Notable advantages of this [2 + 1 + 2] cyclization methodology include readily accessible starting materials, simple operation, mild reaction conditions, high yields, step-economy and diverse functional group tolerance. In addition, the reaction is applicable to the gram scale synthesis and the preparation of bioactive molecules.

Introduction

The thiazolidine skeleton, a privileged heterocyclic motif, is ubiquitous in various natural compounds, drug candidates, and pharmacologically active molecules. Specifically, 2-iminothiazolidin-4-one derivatives have attracted much attention due to their broad biological activities¹ and have thus been developed as sphingosine-1-phosphate receptor agonists,² carbonic anhydrase IX inhibitors,³ selective glycogen synthase kinase-3 β inhibitors,⁴ cell division cycle dual phosphatases inhibitors,⁵ *Entamoeba histolytica* inhibitors,⁶ and human carbonic anhydrase IX inhibitors.⁷ Owing to their pharmaceutical importance, some powerful synthetic methodologies have been developed to access 2-iminothiazolidin-4-ones.⁸ In addition, the one-pot three-component cyclization has been successfully explored for the acquisition of 2-iminothiazolidin-4-ones *via* amines, isothiocyanates, with chloroacetic acid⁹ (Scheme 1a)/ α -bromoesters¹⁰ (Scheme 1b)/alkyl acetylenedicarboxylates¹¹ (Scheme 1c).

Despite the great progress, the reported methods suffer from several drawbacks such as high temperature, microwave-irradiation, or difficult to scale-up (visible-light-promoted, Scheme 1b and c). Therefore, there is an urgent need to develop concise and scalable methods for the formation of 2-iminothiazolidin-4-ones under mild reaction conditions.

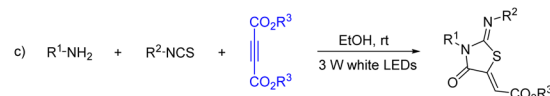
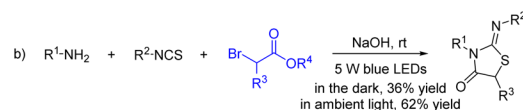
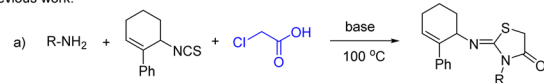
Diazo carbonyl compounds are a class of versatile and easily accessible building blocks containing two functional groups,

thereby affording rich chemistry under different reaction conditions.¹² For instance, various cyclopropanations, C–H alkylation, C–X insertion, the Wolff rearrangement, and dipolar cycloaddition reactions have been established.¹³ In the past few years, the transition-metal-catalyzed diazo carbonyl compounds have been applied to the assembly of N-heterocycles *via* carbene transfer reactions and such reactions have emerged as a powerful tool in synthetic organic chemistry.¹⁴ Here we designed a novel three-component tandem strategy to prepare the 2-iminothiazolidin-4-ones *via* the copper-catalyzed [2 + 1 + 2] cyclization of alkyl amines, isothiocyanates, and diazo esters (Scheme 1d).

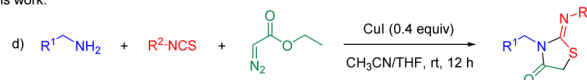
Results and discussion

Our investigations were started with the reaction of phenylmethanamine **1a**, phenyl isothiocyanate **2a**, and ethyl 2-

Previous work:



This work:



Scheme 1 One-pot three-component cyclization of 2-iminothiazolidin-4-ones.

^aGuangzhou Institutes of Biomedicine and Health, Chinese Academy of Sciences, Guangzhou 510530, P. R. China. E-mail: wu_liping@gibh.ac.cn; qiu_fayang@gibh.ac.cn

^bUniversity of Chinese Academy of Sciences, Beijing 100049, P. R. China

^cKey Laboratory of Organo-Pharmaceutical Chemistry of Jiangxi Province, Gannan Normal University, Ganzhou 341000, P. R. China. E-mail: guoweigw@126.com

† Electronic supplementary information (ESI) available. CCDC 2190019. For ESI and crystallographic data in CIF or other electronic format see DOI: <https://doi.org/10.1039/d2ra07872d>



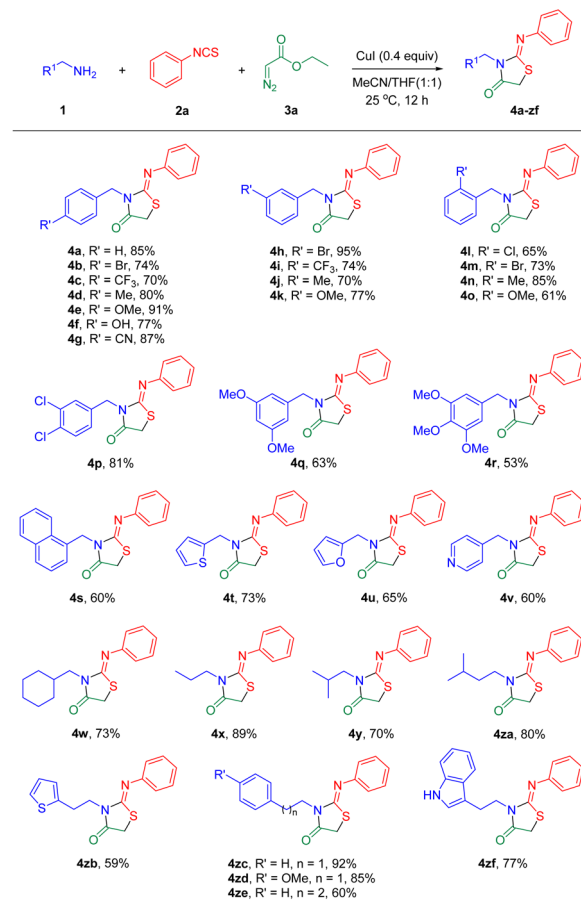
diazoacetate **3a** in CH₃CN at room temperature (25 °C) (Table 1). As shown in Table 1, a brief screening of the copper catalysts and iodine reagents suggested that CuI was the best choice (entries 1–12). In this case, 2-iminothiazolidin-4-one (**4a**) was obtained in 78% yield (entry 5). As expected, no target product was found in the absence of copper catalyst (entry 13). Subsequently, the amount of CuI (Tables S1†), the molar ratio of reactants (Tables S2†), reaction time (Tables S3†) and reaction temperature (Tables S4†) were optimized. However, the yield of **4a** was not improved (see the ESI Tables S1–S4† and Table 1, entry 6). For example, the yield was decreased to 51% when the reaction was carried out in CH₃CN for 6 h (entry 6). Then, the effect of solvents was also investigated (entries 14–19). It was found that the mixture of CH₃CN with THF (v/v = 1 : 1) was a more efficient than other solvent systems, affording **4a** in 85% yield (entry 19). In addition, when the reaction was performed under N₂ or O₂ atmosphere, the transformations proceeded without much difference (entries 20–21), illustrating that the effect of oxygen was insignificant.

With the optimal reaction conditions in hand, the substrate scope of this transformation was examined. As shown in Scheme 2, the scope of alkyl amines **1** was illustrated and the reaction was performed on the open air conditions at room temperature (25 °C). In general, the results revealed that

Table 1 Screening of reaction conditions^a

Entry	Catalyst	Solvent	Time (h)	Yield ^b (%)
1	CuCl ₂	CH ₃ CN	12	38
2	CuBr ₂	CH ₃ CN	12	48
3	CuCl	CH ₃ CN	12	41
4	CuBr	CH ₃ CN	12	51
5	CuI	CH ₃ CN	12	78
6	CuI	CH ₃ CN	6	51
7	Cu(OAc) ₂	CH ₃ CN	12	0
8	Cu(OTf) ₂	CH ₃ CN	12	31
9	Cu(TFA) ₂	CH ₃ CN	12	65
10	NBS	CH ₃ CN	12	22
11	NIS	CH ₃ CN	12	42
12	I ₂	CH ₃ CN	12	49
13	—	CH ₃ CN	12	0
14	CuI	DMF	12	53
15	CuI	Acetone	12	68
16	CuI	EtOH	12	48
17	CuI	MeNO ₂	12	56
18	CuI	THF	12	82
19	CuI	CH ₃ CN/THF (1 : 1)	12	85
20 ^c	CuI	CH ₃ CN/THF (1 : 1)	12	81
21 ^d	CuI	CH ₃ CN/THF (1 : 1)	12	78

^a Reaction conditions: **1a** (0.222 mmol), **2a** (0.185 mmol), **3a** (0.278 mmol) and catalyst (0.4 equiv.) in solvent (2 mL), open to air at room temperature (25 °C). ^b Isolated yield. ^c Reaction under N₂ atmosphere. ^d Reaction under O₂ atmosphere.



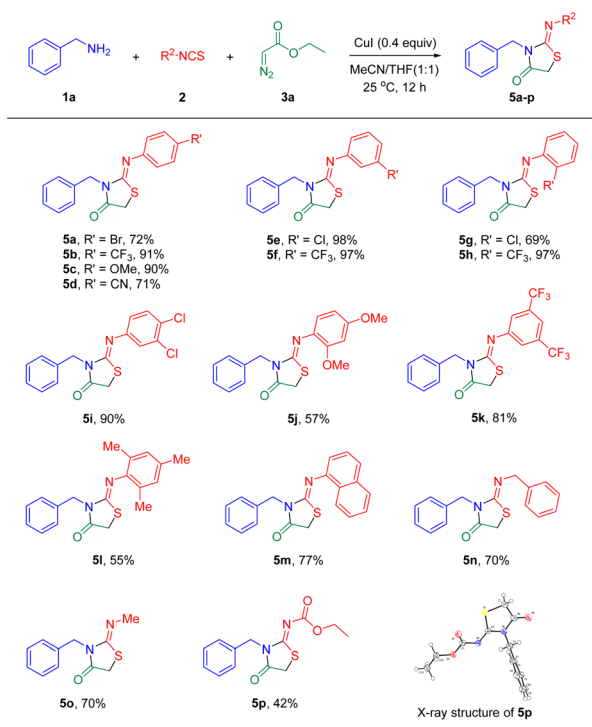
Scheme 2 Scope of RCH₂NH₂^{a,b}. ^aReaction conditions: **1** (0.222 mmol), **2a** (0.185 mmol), **3a** (0.278 mmol) and CuI (0.4 equiv.) in CH₃CN/THF (1 : 1) (2 mL), open to air at room temperature (25 °C). ^bYields of isolated products.

benzylamines **1b–1o** bearing either an electron-donating group (CH₃, OCH₃, and OH) or an electron-withdrawing group (Cl, Br, CF₃, and CN) on the *para*-/*meta*-/*ortho*-position of the aromatic ring reacted with phenyl isothiocyanate **2a** and ethyl 2-diazoacetate **3a** smoothly to furnish products **4b–4o** in good to excellent yields. Moreover, disubstituted and trisubstituted benzylamines were able to undergo this transformation to afford the desired products **4p–4r** in moderate to good isolated yields. Further, naphthalen-1-ylmethanamine, thiophen-2-ylmethanamine, furan-2-ylmethanamine, and pyridin-4-ylmethanamine were applicable to this reaction system providing **4s–4v** in moderate yields. When cyclohexylmethanamine and aliphatic amines were employed as competent partners with **2a** and **3a**, the corresponding products **4w–4za** were obtained in good yields. To our delight, the use of 2-(thiophen-2-yl)ethan-1-amine, 2-phenylethan-1-amine, and 3-phenylpropan-1-amine also generated the desired 2-iminothiazolidin-4-ones **4zb–4ze** in 59–92% yields. Notably, tryptamine afforded product **4zf** in 77% yield. However, aniline failed to give the desired product, which might be due to the conjugation effect between the aromatic ring and the nitrogen atom.

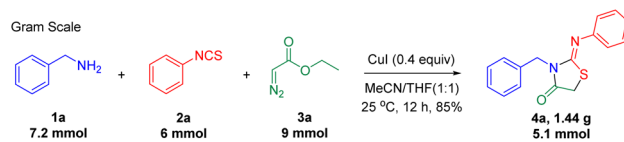


The scope of isothiocyanates under similar conditions was then investigated, and the results are summarized in Scheme 3. As expected, isothiocyanatobenzenes containing $-\text{Cl}$, $-\text{Br}$, $-\text{CF}_3$, $-\text{OCH}_3$, $-\text{CN}$ groups at the *para*-, *meta*-, or *ortho*-position reacted well with phenylmethanamine **1a** and ethyl 2-diazoacetate **3a**, producing the desired cyclization products **5a–5h** in moderate to excellent yields. Furthermore, disubstituted and trisubstituted isothiocyanatobenzenes provided the desired products **5i–5l** as well. For 1-naphthyl isothiocyanate, the target product **5m** was formed in 77% yield, whereas (isothiocyanatomethyl) benzene gave the corresponding product **5n** in 70% yield. In addition, aliphatic isothiocyanates were tried. To our delight, isothiocyanatomethane demonstrated comparable reactivity and provided the desired product **5o** in 70% yield. Notably, the CuI catalyzed [2 + 1 + 2] tandem annulation of **1a**, *o*-ethyl carbonisothiocyanatide **2p**, and ethyl 2-diazoacetate **3a** at room temperature (25 °C) afforded the 2-iminothiazolidin-4-one **5p** in 42% yield. The geometry of the imine double bond at **5p** was determined *via* X-ray crystallographic analysis (see the ESI† for details). Further, other substituted diazo compounds were screened under the standardized protocol. However, ethyl 2-diazo-3-oxo-3-phenylpropanoate, ethyl 2-diazo-3-oxobutanoate, or ethyl 2-diazo-2-phenylacetate couldn't be transformed into the target product because of a steric hindrance effect.

As shown in Scheme 4, the present method can be performed in gram scale. In addition, this tandem annulation was used to furnish bioactive molecules (Scheme 5). For instance, the



Scheme 3 Scope of isothiocyanate compounds^{a,b}. ^aReaction conditions: **1a** (0.222 mmol), **2** (0.185 mmol), **3a** (0.278 mmol) and CuI (0.4 equiv.) in $\text{CH}_3\text{CN}/\text{THF}$ (1 : 1) (2 mL), open to air at room temperature (25 °C). ^bYields of isolated products.

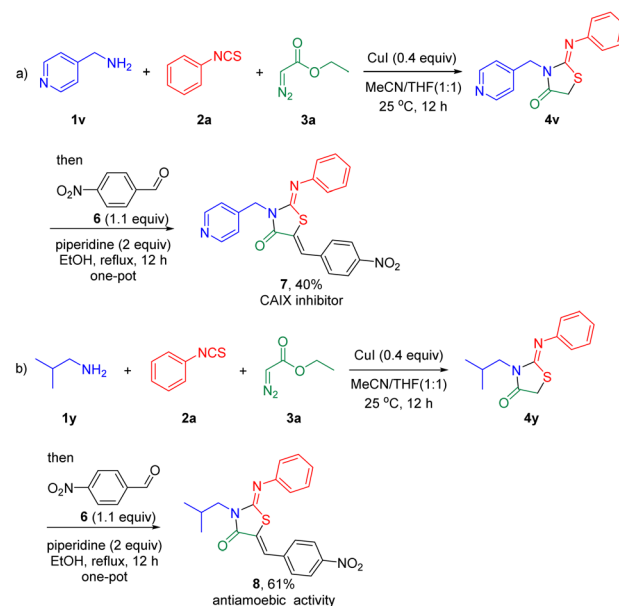


Scheme 4 Gram scale.

reaction of **1v**, phenyl isothiocyanate **2a**, ethyl 2-diazoacetate **3a**, and 4-nitrobenzaldehyde **6** led to **7**, a human carbonic anhydrase IX inhibitor,⁷ in 40% yield *via* a one-pot annulation (Scheme 5a). Similarly, an entamoeba histolytica inhibitor⁶ **8** was obtained in 61% yield (Scheme 5b).

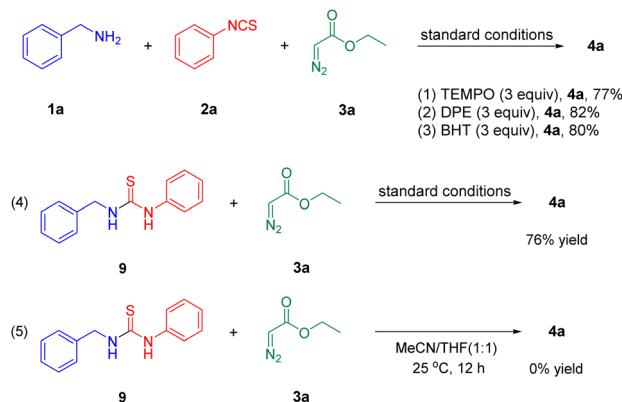
To gain insight into the mechanism of this reaction, we carried out some control experiments (Scheme 6). Addition of 2,2,6,6-tetramethylpiperidine-*N*-oxyl (TEMPO), 2,6-di-*tert*-butyl-4-methylphenol (BHT), or 1,1-diphenylethylene (DPE), showed no significant effects on the yield of the desired product **4a** (eqn (1)–(3)), indicating that a radical pathway is unlikely in this reaction. Furthermore, the reaction of 1-benzyl-3-phenylthiourea **9** (ref. 10, 11 and 15) with ethyl 2-diazoacetate **3a** carried out under the standard conditions provided **4a** in 76% isolated yield, implying that **9** might be a reasonable intermediate in this transformation (eqn (4)). However, when 1-benzyl-3-phenylthiourea **9** was used as the substrate in the absence of CuI, no desired product **4a** was detected, suggesting that CuI is essential to the reaction (eqn (5)).

According to these experimental results, a plausible reaction mechanism for the copper-catalyzed tandem annulation reaction is suggested in Scheme 7. First, the reaction of alkyl amine (**1**) and isothiocyanate (**2**) gives intermediate **A**.^{10,11,15} Next, the

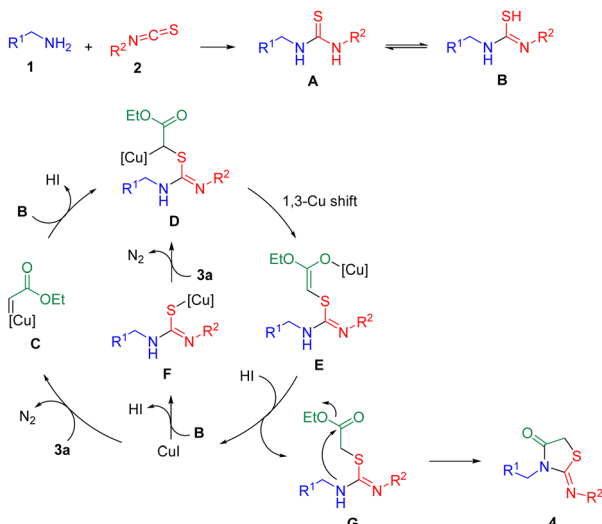


Scheme 5 The synthesis of 2-iminothiazolidin-4-one derivatives of bioactive molecules^a. ^aReaction conditions: **1** (0.222 mmol), **2a** (0.185 mmol), **3a** (0.278 mmol) and CuI (0.4 equiv.) in $\text{CH}_3\text{CN}/\text{THF}$ (1 : 1) (2 mL), open to air at room temperature (25 °C). Isolated yields.





Scheme 6 Mechanistic studies.



Scheme 7 Proposed reaction mechanism.

intermediate **B** is obtained from **A** via isomerization.^{10,16} Then the coordination of **3a** to the catalyst (CuI) affords the active Cu(I) carbene intermediate **C** through the extrusion of one N_2 molecule.¹⁷ Subsequently, nucleophilic attack of intermediate **B** on Cu(I) carbene intermediate **C** forms intermediate **D**, which further generates intermediate **E** through 1,3-Cu shift. Intermediate **E** is protonated to produce intermediate **G** with concomitant regeneration of CuI catalyst. Finally, **G** undergoes an intramolecular amonolysis/cyclization to yield the desired product **4**. In the meantime, it is also possible that CuI first reacts with intermediate **B** to provide intermediate **F**, followed by metal carbene generation via its reaction with **3a** to give **D**.

Conclusions

In conclusion, we have explored a novel copper-catalyzed tandem annulation reaction of alkyl amines, isothiocyanates, and diazo esters for the construction of 2-iminothiazolidin-4-ones under mild reaction conditions. This transformation represents a copper-catalyzed C-S/C-N bond formation strategy

in a one-pot protocol without the requirement of any external bases, ligands, or oxidants. It shows wide functional group tolerance, high yields, and high step economy. In addition, this protocol is applicable to the gram scale synthesis and the preparation of bioactive molecules with such structural motif, which may facilitate the research of such bioactive molecules in medicinal chemistry.

Conflicts of interest

There are no conflicts to declare.

Acknowledgements

We are grateful to the National Natural Science Foundation of China (NNSFC) (Grant No. 21971243) for financial support.

References

- P. Vicini, A. Geronikaki, K. Anastasia, M. Incerti and F. Zani, *Bioorg. Med. Chem.*, 2006, **14**, 3859–3864.
- M. H. Bolli, S. Abele, C. Binkert, R. Bravo, S. Buchmann, D. Bur, J. Gatfield, P. Hess, C. Kohl, C. Mangold, B. Mathys, K. Menyhart, C. Müller, O. Nayler, M. Scherz, G. Schmidt, V. Sippel, B. Steiner, D. Strasser, A. Treiber and T. Weller, *J. Med. Chem.*, 2010, **53**, 4198–4211.
- G. Bianco, R. Meleddu, S. Distinto, F. Cottiglia, M. Gaspari, C. Melis, A. Corona, R. Angius, A. Angeli, D. Taverna, S. Alcaro, J. Leitans, A. Kazaks, K. Tars, C. T. Supuran and E. Maccioni, *ACS Med. Chem. Lett.*, 2017, **8**, 792–796.
- M. Arfeen, S. Bhagat, R. Patel, S. Prasad, I. Roy, A. K. Chakraborti and P. V. Bharatam, *Eur. J. Med. Chem.*, 2016, **121**, 727–736.
- S. Huber-Villaume, G. Revelant, E. Sibille, S. Philippot, A. Morabito, S. Dunand, P. Chaimbault, D. Bagrel, G. Kirsch, S. Hesse and H. Schohn, *Bioorg. Med. Chem.*, 2016, **24**, 2920–2928.
- M. Mushtaque, F. Avecilla and A. Azam, *Eur. J. Med. Chem.*, 2012, **55**, 439–448.
- M. F. Ansari, D. Idrees, M. I. Hassan, K. Ahmad, F. Avecilla and A. Azam, *Eur. J. Med. Chem.*, 2018, **144**, 544–556.
- (a) D. Kumar, M. Sonawane, B. Pujala, V. K. Jain, S. Bhagat and A. K. Chakraborti, *Green Chem.*, 2013, **15**, 2872–2884; (b) S. Kasmi-Mir, A. Djafri, L. Paquin, J. Hamelin and M. Rahmouni, *Molecules*, 2006, **11**, 597–602; (c) A. Saeed, N. Abbas and U. Flörke, *J. Braz. Chem. Soc.*, 2007, **18**, 559–565; (d) D. R. St. Laurent, Q. Gao, D. Wu and M. H. Serrano-Wu, *Tetrahedron Lett.*, 2004, **45**, 1907–1910.
- M. Sathishkumar, S. Nagarajan, P. Shanmugavelan, M. Dinesh and A. Ponnuswamy, *Beilstein J. Org. Chem.*, 2013, **9**, 689–697.
- W. Guo, M. Zhao, W. Tan, L. Zheng, K. Tao, L. Liu, X. Wang, D. Chen and X. Fan, *J. Org. Chem.*, 2018, **83**, 1402–1413.
- W. Guo, K. Tao, L. Zheng, M. Zhao, W. Tan, L. Cai, Z. Xie, D. Chen and X. Fan, *J. Org. Chem.*, 2019, **84**, 6448–6458.
- (a) M. Regitz and G. Maas, *Diazo compounds: properties and synthesis*, Academic Press, Orlando, FL, USA, 1986, p. 608;



- (b) M. P. Doyle, M. A. McKervey and T. Ye, *Modern catalytic methods for organic synthesis with diazo compounds: from cyclopropanes to ylides*, J Wiley & Sons, New York, USA, 1998, p. 652; (c) A. C. B. Burtoloso, P. B. Momo and G. L. Novais, *An. Acad. Bras. Cienc.*, 2018, **90**, 859–893.
- 13 (a) H. Lebel, J.-F. Marcoux, C. Molinaro and A. B. Charette, *Chem. Rev.*, 2003, **103**, 977–1050; (b) F. Brackmann and A. de Meijere, *Chem. Rev.*, 2007, **107**, 4493–4497; (c) A. Ford, H. Miel, A. Ring, C. N. Slattery, A. R. Maguire and M. A. McKervey, *Chem. Rev.*, 2015, **115**, 9981–10080; (d) D. Gillingham and N. Fei, *Chem. Soc. Rev.*, 2013, **42**, 4918–4931; (e) Z. Zhang and J. Wang, *Tetrahedron*, 2008, **64**, 6577–6605; (f) M. P. Doyle, R. Duffy, M. Ratnikov and L. Zhou, *Chem. Rev.*, 2010, **110**, 704–724.
- 14 (a) Y.-P. Li, Z.-Q. Li and S.-F. Zhu, *Tetrahedron Lett.*, 2018, **59**, 2307–2316; (b) A. C. B. Burtoloso, R. M. P. Dias and B. Bernardim, *Acc. Chem. Res.*, 2015, **48**, 921–934.
- 15 (a) L. C. de Sequeira Aguiar, G. M. Viana, M. V. dos Santos Romualdo, M. V. Costa and B. S. Bonato, *Lett. Org. Chem.*, 2011, **8**, 540–544; (b) T. Bade and R. R. Vedula, *J. Heterocycl. Chem.*, 2015, **52**, 1883–1886; (c) N. Tumula, N. Jatangi, R. K. Palakodety, S. Balasubramanian and M. Nakka, *J. Org. Chem.*, 2017, **82**, 5310–5316; (d) J.-J. Chu, B.-L. Hu, Z.-Y. Liao and X.-G. Zhang, *J. Org. Chem.*, 2016, **81**, 8647–8652; (e) S. Wangngae, M. Pattarawarapan and W. Phakhodee, *J. Org. Chem.*, 2017, **82**, 10331–10340.
- 16 W. Guo, M. Zhao, W. Tan, L. Zheng, K. Tao, L. Chen, M. Wang, D. Chen and X. Fan, *Asian J. Org. Chem.*, 2018, **7**, 1893–1897.
- 17 (a) I. Rivilla, W. M. C. Sameera, E. Alvarez, M. M. Díaz-Requejo, F. Maseras and P. J. Pérez, *Dalton Trans.*, 2013, **42**, 4132–4138; (b) J. Li, M. Tang, L. Zang, X. Zhang, Z. Zhang and L. Ackermann, *Org. Lett.*, 2016, **18**, 2742–2745; (c) Z. Chen, X. Hu, J. Huang and W. Zeng, *Org. Lett.*, 2018, **20**, 3980–3983; (d) M. Ioannou, M. J. Porter and F. Saez, *Chem. Commun.*, 2002, 346–347; (e) J. Su, Q. Li, Y. Shao and J. Sun, *Org. Lett.*, 2022, **24**, 1637–1641; (f) C. Yu, Y. Xu, X. Zhang and X. Fan, *J. Org. Chem.*, 2022, **87**, 7392–7404.

