



Cite this: *RSC Adv.*, 2023, 13, 2631

Received 23rd November 2022
Accepted 5th January 2023

DOI: 10.1039/d2ra07451f

rsc.li/rsc-advances

Synthesis of aryloxyacetamides from arylboronic acids and 2-bromoacetonitrile promoted by alkaline solutions of hydrogen peroxide†

Mengping Guo,[✉] Yingmin Li, Yongju Wen and Xiuli Shen

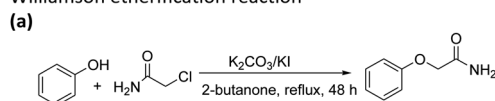
A novel and metal catalyst-free synthesis of aryloxyacetamides from the corresponding arylboronic acids and 2-bromoacetonitrile promoted by alkaline solutions of hydrogen peroxide has been developed involving an oxidation–reduction of eco-friendly H_2O_2 with simultaneous reaction *ipso*-hydroxylation of arylboronic acid and hydration of the nitrile. This protocol is compatible with sensitive substituents attached to the arylboronic acid and provides desired products in moderate to good yields in pure water.

Introduction

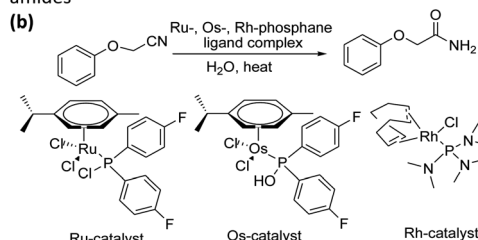
Aryloxyacetamides are significant structural components that have attracted a lot of interest in pharmaceuticals,^{1–4} agrochemicals,^{5,6} and organic synthesis.^{7–9} A minimum of one amide pharmacophore is present in about 25% of all medications on the market today.¹⁰ As a result, it is now crucial to create concise, inexpensive and environmentally friendly processes for producing aryloxyacetamides. By Williamson etherifying phenol and chloroacetamide in a polar organic solvent, aryloxyacetamides are traditionally synthesized using bases and iodides as promoters (Scheme 1a).¹¹ From the academic and industrial view points, alternative reaction media are currently of considerable interest given an increasing emphasis on making the reaction process “greener”, for example, by minimizing the use of organic solvents. Water is the obvious leading candidate in this regard because of its low cost, non-flammability, non-toxicity and low environmental concerns.¹² Pioneering work on synthesis of aryloxyacetamides in pure water has been reported by nitrile hydration reactions of aryloxyacetamides. But for these protocols, Ru-, Os-, Rh-phosphane ligand complexes (Scheme 1b) are used,^{13–20} such as $[\text{RuCl}_2(\eta^6\text{-}p\text{-cymene})\text{PR}_2\text{Cl}]$ ($\text{R} = \text{aryl}$, heteroaryl or alkyl),²¹ $[\text{OsCl}_2(\eta^6\text{-}p\text{-cymene})(\text{PMe}_2\text{OH})]$ ²² and $[\text{RhCl}(\text{1,5-cyclooctadiene})\{\text{P}(\text{NMe}_2)_3\}]$.²³ It is hampered by the challenge of manufacturing catalysts, the high cost of the catalysts, and the lack of commercially accessible starting materials. The conversion of nitriles to amides by alkaline solutions of hydrogen peroxide is a well-known preparative procedure.²⁴ We believe that a nucleophilic substitution

between arylboronic acids, which have the advantages of structural diversity, low toxicity, easy availability, greater stability in pure water and can be easily converted into corresponding phenols by oxidative hydroxylation,^{25,26} with 2-bromoacetonitrile could be viable through a careful selection of alkaline solutions of hydrogen peroxide. Herein, we are glad to report an efficient method for the one-pot synthesis of the aryloxyacetamides using arylboronic acids and 2-bromoacetonitrile without the use of a transition metal catalyst or an organic solvent, which is promoted by alkaline solutions of hydrogen peroxide (Scheme 1c).

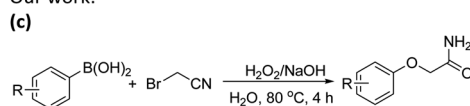
Previous work:
Williamson etherification reaction



Ru-, Os-, Rh-phosphane ligand complex-catalyzed hydration of nitriles to amides



Our work:



Scheme 1 Some synthetic protocols for aryloxyacetamides.

Institute of Coordination Catalysis, College of Chemistry and Bio-Engineering, Yichun University, Yichun 336000, PR China. E-mail: guomengping65@163.com

† Electronic supplementary information (ESI) available. CCDC 2104618 and 2104616. For ESI and crystallographic data in CIF or other electronic format see DOI: <https://doi.org/10.1039/d2ra07451f>



Results and discussion

To verify the practicality of this protocol, we commenced to use phenylboric acid (**1a**) as the model substrate for condition optimization (Table 1). Initially, a series of investigations were conducted to determine the most suitable combination of alkaline solutions of hydrogen peroxide, including KOH, K₂CO₃, NaOH, Cs₂CO₃, NEt₃, pyridine solution of hydrogen peroxide (entries 1–6, Table 1). The results showed that the reaction proceeded best when NaOH was used as base to give the product **3a** in the yield of 76% (entry 2, Table 1), which stronger base (Cs₂CO₃) or weaker bases (K₂CO₃, NEt₃, pyridine) gave a comparably low yield (entries 3–6, Table 1). It should be noted that there was no reaction in the absence of base (entry 7, Table 1). From the results on temperature evaluation, the reaction worked better with the formation of desired product **3a** in the yield of 76% when the reaction was carried out at 80 °C (entries 2, 8–10, Table 1). Further optimizations showed that the yield could not be further improved when the reaction time was increased to 6 h (entries 2, 11–12, Table 1). Additionally, the amount of H₂O₂ was evaluated, and the results indicated that 0.08 mL (30% aq.) was the most appropriate amount affording the desired product **3a** in 76% yield (entries 2, 13–17, Table 1). Finally, it is worth mentioning that the yield of the reaction in nitrogen is inconspicuously different from that in air under the

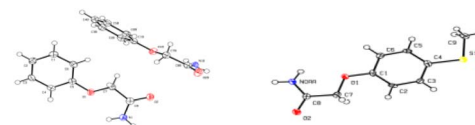


Fig. 1 Crystal structure of **3a** and **3y** (**3a**: CCDC 2104618; **3y**: CCDC 2104616†).

same reaction conditions (entry 18, Table 1) and the structure of **3a** was further confirmed by X-ray crystallographic analysis (Fig. 1).

Under the optimized conditions, we subsequently investigated the generality of this one-pot synthesis of arylox-yacetamides from arylboronic acids and 2-bromoacetonitrile promoted by alkaline solutions of hydrogen peroxide as shown in Table 2. Various arylboronic acids containing substituents with an electronic effect and a steric effect could be transformed into the corresponding products **3a–3x** in moderate to good yields. Among them, excellent yield of the desired products were

Table 1 Initial studies for the reaction of phenylboric acid **1a** and 2-bromoacetonitrile^a

Entry	Base	30% aq. H ₂ O ₂ (mL)	Temperature (°C)	Time (h)	Yield ^b (%) 3a
1	KOH	0.08	80	4	59
2	NaOH	0.08	80	4	76
3	Cs ₂ CO ₃	0.08	80	4	41
4	K ₂ CO ₃	0.08	80	4	35
5	NEt ₃	0.08	80	4	40
6	Pyridine	0.08	80	4	Trace
7	—	0.08	80	4	nd ^c
8	NaOH	0.08	40	4	55
9	NaOH	0.08	60	4	64
10	NaOH	0.08	100	4	58
11	NaOH	0.08	80	2	64
12	NaOH	0.08	80	6	75
13	NaOH	—	80	4	nd
14	NaOH	0.06	80	4	40
15	NaOH	0.07	80	4	55
16	NaOH	0.09	80	4	71
17	NaOH	0.10	80	4	67
18	NaOH	0.08	80	4	77 ^d

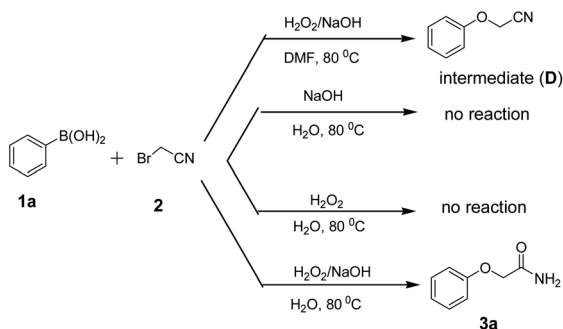
^a Reaction conditions: **1a** (0.5 mmol), **2** (0.7 mmol), base (1.3 mmol), solvent H₂O (3 mL), in air. ^b Isolated yields based on phenylboric acid **1a**. ^c nd = not detected the target product. ^d Reaction was carried out in nitrogen.

Table 2 Substrate scope of substituents on the aromatic ring^a

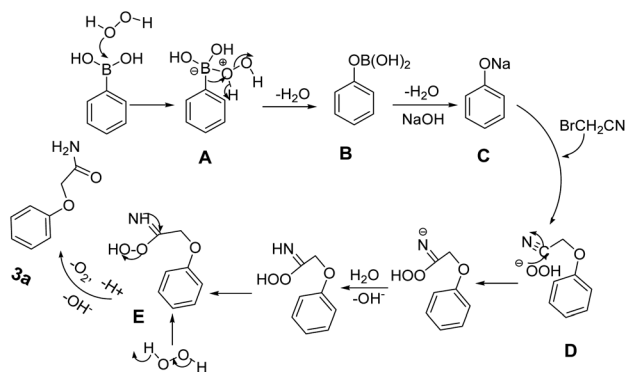
3a , 76%	3b , 90%	3c , 84%	3d , 82%	
3e , 86%	3f , 83%	3g , 86%	3h , 86%	
3i , 87%	3j , 86%	3k , 67%	3l , 69%	
3m , 78%	3n , 82%	3o , 70%	3p , 67%	
3q , 67%	3r , 67%	3s , 77%	3t , 49%	
3u , 67%	3v , 66%	3w , 67%	3x , 53%	
3y , 34%				

^a Reaction conditions: **1** (0.5 mmol), **2** (0.7 mmol), NaOH (1.3 mmol), H₂O₂ (30% aq. 0.08 mL), H₂O (3 mL) at 80 °C under air atmosphere for 4 h.





Scheme 2 Control experiments and mechanism study.



Scheme 3 Plausible mechanism for synthesis of aryloxyacetamides.

obtained in 80–90% when R1 or R2 was substituted with F or Cl group (Table 2, **3b–3j**). Then, we evaluated the substitution steric effect of the aromatic ring. Substrates **1m** and **1s** with steric hindrance were found to be relatively higher reactive for the formation of **3m** and **3s**. Interestingly, arylboronic acid with sensitive thioether group was also compatible for the reaction under alkaline solutions of hydrogen peroxide obtained 34% yield of the desired product **3y**, which was confirmed by X-ray crystallographic analysis (Fig. 1, X-ray of **3y**).

In order to understand the information on the reaction mechanism, four control experiments were carried out, and the results were listed in Scheme 2. When DMF was used instead of water as solvent, the intermediate phenoxyacetonitrile (**D**) was obtained in 74% yield. The reaction of **1a** with **2** can not take place without H_2O_2 or NaOH , and the results demonstrated that the hydrogen peroxide in an alkaline solution was essential for the simultaneous *ipso*-hydroxylation of arylboronic acid and hydration of the nitrile.

On the basis of these observations and previous reports,^{27,28} a plausible mechanism for one-pot reaction of arylboronic acids and 2-bromoacetonitrile to synthesize aryloxyacetamides was described as shown in Scheme 3. Initially, arylboronic acid reacts with oxidant H_2O_2 to form an adduct **A** which upon rearrangement and subsequent water loss gave adduct **B**. In the presence of NaOH , hydrolysis of **B** afforded the sodium phenolate **C**, which interact with BrCH_2CN giving rise to intermediate **D**. Subsequently, the reacting species " HOO^- " nucleophilic attacks

on the nitrile carbon slowly and efficiently followed by a rapid reaction of the intermediate peroxyacetic acid **E** with hydrogen peroxide to give the amide **3a**.

Conclusions

In conclusion, we have developed a practical synthesis of aryloxyacetamides from the corresponding arylboronic acids and 2-bromoacetonitrile promoted by alkaline solutions of hydrogen peroxide. The primary benefits of this approach include the simultaneous *ipso*-hydroxylation of arylboronic acid and hydration of the nitrile, oxidation-reduction of environmentally beneficial H_2O_2 , good compatibility with sensitive groups, metal-free and organic solvent-free conditions, and a brief reaction time. A tandem reaction mechanism facilitated by hydrogen peroxide in an alkaline solution is suggested.

Conflicts of interest

There are no conflicts to declare.

Acknowledgements

The National Natural Science Foundation of China provided financial assistance for this work, which is sincerely acknowledged (no. 21363026).

Notes and references

- V. Ariesan, Z. Cojocaru and D. Ghiran, *Farmacia*, 1975, **23**, 135.
- C. Freudenreich, J. P. Samama and J. F. Biellmann, *J. Am. Chem. Soc.*, 1984, **106**, 3344.
- J. C. Shih and K. Chen, *Curr. Med. Chem.*, 2004, **11**, 1995.
- W. Shen, S. A. Yu, J. M. Zhang, W. Z. Jia and Q. Zhu, *Molecules*, 2014, **19**, 18620.
- N. Sattenapally, J. Sharma and Y. Q. Hou, *ARKIVOC*, 2018, **2018**, 174.
- F. Chemat, *Tetrahedron Lett.*, 2002, **43**, 5555.
- P. L. Anelli, M. Brocchetta, D. Palano and M. Visigalli, *Tetrahedron Lett.*, 1997, **38**, 2367.
- L. Brasili, C. Sorbi, S. Franchini, M. Manicardi, P. Angeli, G. Marucci, A. Leonardi and E. Poggesi, *J. Med. Chem.*, 2003, **46**, 1504.
- M. Valhondo, I. Marco, M. Martín-Fontecha, H. Vázquez-Villa, J. A. Ramos, R. Berkels, T. Lauterbach, B. Benhamú and M. L. López-Rodríguez, *J. Med. Chem.*, 2013, **56**, 7851.
- T. Fredrik, L. Helena and A. Hans, *Adv. Synth. Catal.*, 2012, **354**, 2531.
- S. A. Lakatos, Y. N. Luzikov and M. N. Preobrazhenskaya, *Tetrahedron*, 2005, **61**, 8241.
- M.-P. Guo, S.-W. Liu, X.-L. Zhou, M.-Y. Lv, S.-B. Chen and D.-A. Xiao, *Molecules*, 2014, **19**, 6524.
- E. Tomás-Mendivil, F. J. Suárez, J. Díez and V. Cadierno, *Chem. Commun.*, 2014, **50**, 9661.
- A. Dikhtiarenko, S. Khainakov, J. R. García and J. Gimeno, *Inorg. Chim. Acta*, 2017, **454**, 107.



- 15 S. Davis and R. S. Drago, *Inorg. Chem.*, 1988, **27**, 4759.
- 16 E. Tomás-Mendivil, J. Francos, R. González-Fernández, P. J. González-Liste, J. Borge and V. Cadierno, *Dalton Trans.*, 2016, **45**, 13590.
- 17 V. Cadierno, J. Francos and J. Gimeno, *Chem.–Eur. J.*, 2008, **14**, 6601.
- 18 R. García-Álvarez, J. Díez, P. Crochet and V. Cadierno, *Organometallics*, 2011, **30**, 5442.
- 19 C. L. Allen and J. M. J. Williams, *Chem. Soc. Rev.*, 2011, **40**, 3405.
- 20 E. Tomás-Mendivil, L. Menéndez-Rodríguez, J. Francos, P. Crochet and V. Cadierno, *RSC Adv.*, 2014, **4**, 63466.
- 21 M. Muranaka, I. Hyodo, W. Okumura and T. Oshiki, *Catal. Today*, 2011, **164**, 552.
- 22 R. González-Fernández, P. J. González-Liste, J. Borge, P. Crochet and V. Cadierno, *Catal. Sci. Technol.*, 2016, **6**, 4398.
- 23 R. González-Fernández, P. Crochet, V. Cadierno, M. I. Menéndez and R. López, *Chem.–Eur. J.*, 2017, **23**, 15210.
- 24 E. Tomás-Mendivil, R. García-Álvarez, C. Vidal, P. Crochet and V. Cadierno, *ACS Catal.*, 2014, **4**, 1901.
- 25 K. B. Wiberg, *J. Am. Chem. Soc.*, 1953, **75**, 3961.
- 26 Y.-M. Li, M.-P. Guo, Y.-J. Wen, L.-J. Zhou, X.-L. Shen and Y.-P. Kang, *Tetrahedron Lett.*, 2020, **61**, 152331.
- 27 L. Khairujjaman, P. Subham and B. Utpal, *Tetrahedron Lett.*, 2019, **60**, 151044.
- 28 J. E. McIsaac Jr, R. E. Ball and E. J. Behrman, *J. Org. Chem.*, 1971, **36**, 3048.

