

Cite this: *Chem. Sci.*, 2022, 13, 3161

All publication charges for this article have been paid for by the Royal Society of Chemistry

Received 16th November 2021
Accepted 10th February 2022

DOI: 10.1039/d1sc06364b

rsc.li/chemical-science

Introduction

Ever since Lu's seminal report¹ on phosphine-catalyzed [3 + 2] annulation and Trost's disclosure² of phosphine-mediated "Umpolung" addition in the mid 1990s, the past few decades have seen tremendous progress of asymmetric phosphine catalysis.³ Phosphine-mediated reactions have attracted attention from synthetic chemists and have been widely used for the creation of a broad range of molecular architectures.⁴ Phosphine-catalyzed annulation reactions are the most common reaction types, and various [3 + 2],⁵ [4 + 1],⁶ and [4 + 2]⁷ annulation reactions are found to be useful for building up five- or six-membered ring systems. Moreover, phosphine-catalyzed γ -additions,⁸ Michael additions,⁹ Morita–Baylis–Hillman (MBH) reactions,¹⁰ and Rauhut–Currier (RC) reactions¹¹ have also been shown to be synthetically useful. In our continuous pursuit of phosphine catalysis, we are particularly interested in the effective asymmetric creation of chiral scaffolds of biological significance. Fused bicyclic chiral acetals are widely present in nature. Some representative examples are illustrated in Fig. 1, including asteltoxin,¹² marasmene,¹³ 6-hydroxy-5,6-seco-stemocurtisine,¹⁴ GRL-0519,¹⁵ tiliifolin A/B,¹⁶ and darunavir.¹⁷ The biological activities of these compounds are often

Phosphine-catalyzed divergent domino processes between γ -substituted allenates and carbonyl-activated alkenes†

Mingyue Wu,^a Zhaobin Han,^b Huanzhen Ni,^a Nengzhong Wang,^a Kuiling Ding^{*b} and Yixin Lu^{ID}^{*a}

Highly enantioselective and chemodivergent domino reactions between γ -substituted allenates and activated alkenes have been developed. In the presence of NUSIOC-Phos, triketone enone substrates smoothly reacted with γ -substituted allenates to form bicyclic furofurans in good yields with high stereoselectivities. Alternatively, the reaction between diester-activated enone substrates and γ -substituted allenates formed chiral conjugated 1,3-dienes in good yields with excellent enantioselectivities. Notably, by employing substrates with subtle structural difference, under virtually identical reaction conditions, we were able to access two types of chiral products, which are of biological relevance and synthetic importance.

dependent on the substitution pattern of the chiral acetal moiety, thus the asymmetric synthesis of these molecules is highly desirable. While there are a number of reports on the synthesis of benzofused acetals,¹⁸ efficient catalytic asymmetric preparation of bicyclic furofurans was barely explored.¹⁹ We recently introduced a C2-symmetric chiral phosphine catalyst NUSIOC-Phos, which effectively promoted the formation of tricyclic γ -lactams *via* an enantioselective domino process.²⁰ We therefore wondered whether a tandem reaction employing suitable substrates may be developed to access chiral bicyclic furofuran structural motifs.

The Paal–Knorr synthesis is a classic method for the preparation of furans from 1,4-diketones upon treatment with strong mineral acids.²¹ We envisioned that a modified Paal–Knorr synthesis may be utilized to construct bicyclic furofuran cores (Fig. 2). If the oxygen anion resulting from the initial enolate-induced ring closure is trapped by an intramolecular

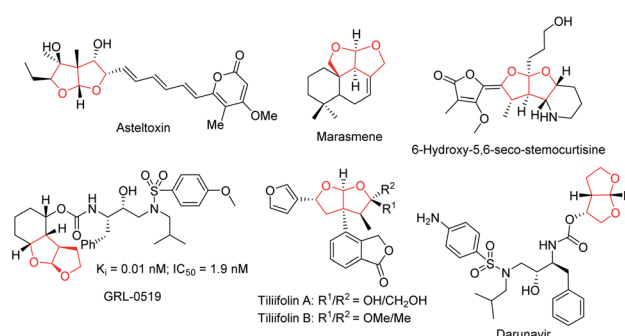


Fig. 1 Natural products and bioactive molecules containing a fused bicyclic acetal.

^aDepartment of Chemistry, National University of Singapore, 3 Science Drive 3, Singapore, 117543, Singapore. E-mail: chmlyx@nus.edu.sg

^bState Key Laboratory of Organometallic Chemistry, Shanghai Institute of Organic Chemistry, Chinese Academy of Sciences, 345 Lingling Road, Shanghai 200032, China. E-mail: kding@mail.sioc.ac.cn

† Electronic supplementary information (ESI) available. CCDC 1986649 and 2024027. For ESI and crystallographic data in CIF or other electronic format see DOI: 10.1039/d1sc06364b



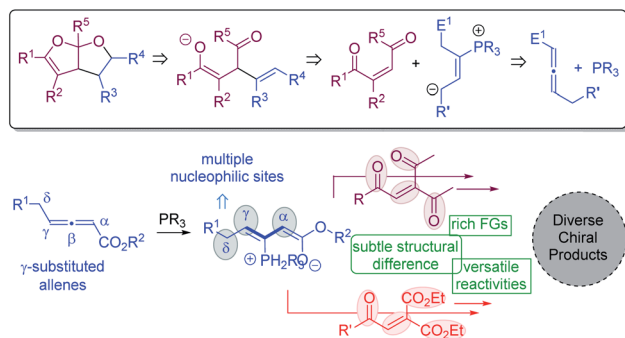


Fig. 2 Our hypothesis.

electrophilic reaction partner, then bicyclic furofurans can be created. To generate the enolate species for the furofuran formation, substrates bearing a double bond flanked by two carbonyl groups appear to be ideal. The zwitterionic intermediate derived from a phosphine catalyst and an allene substrate is anticipated to play two distinct roles: (1) to undergo a nucleophilic attack on the enone to form the key enolated species; (2) to electrophilically trap the oxygen anion to form bicyclic furofurans. Moreover, if γ -substituted allenoates²² are employed, upon phosphine attack, an intermediate with three potential nucleophilic sites at the α , γ , and δ -positions is generated, which will add in great flexibility in creating molecular complexity. For the alkene substrates bearing 1,4-dicarbonyl groups, different carbonyl functional groups may be utilized, and such subtle structural differences may lead to different reactivities, making it feasible to create diverse chiral products. Herein, we document phosphine-catalyzed divergent domino reactions between γ -substituted allenoates and alkenes that are activated by carbonyl groups. Hinging on the nature of electron-withdrawing groups, the reaction proceeded through different pathways, and either fused bicyclic furofurans or 1,3-conjugate dienes were obtained in high yields with good to excellent stereoselectivities.

Results and discussion

Construction of bicyclic furofurans

We first evaluated the reaction between 3-acetyl-1-aryl-2-pentene-1,4-diones **1a** and γ -substituted allenoate **2a** in the presence of different phosphine catalysts (Table 1). Amino acid-based bifunctional phosphines bearing different hydrogen bond donors (**5a–5d**) failed to yield the desired product (entries 1–4). While other mono-functional phosphines (**5e–5h**) at most led to the formation of the desired products in low yields (entries 5–8), we were delighted to discover that our earlier developed²³ NUSIOC-Phos (**5j**) was a good catalyst; bicyclic furofuran **3a** was obtained in moderate yield with good diastereoselectivity and excellent enantioselectivity (entry 10). When the reaction was performed at 50 °C, the chemical yield was substantially improved, with virtually maintained stereoselectivities (entry 11). Different solvents were also screened (entries 12–17), and toluene remained to be the solvent of choice.

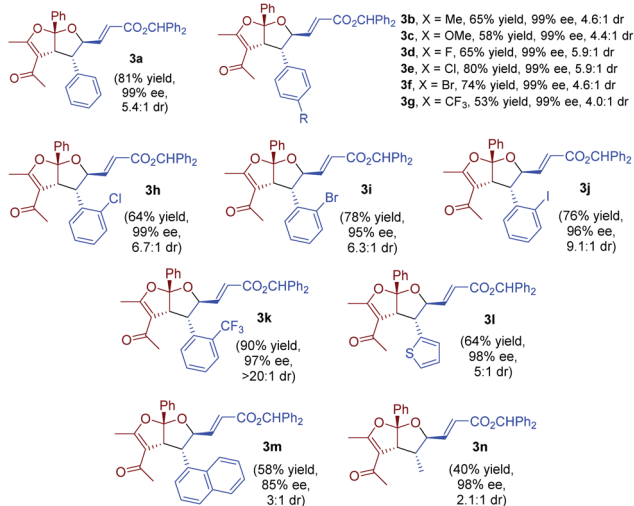
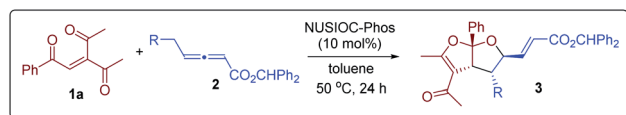
Table 1 Reaction screening^a

Entry	Cat.	Solvent	dr ^b	Yield ^c [%]	ee ^d [%]
1	5a	Toluene	—	Trace	—
2	5b	Toluene	—	Trace	—
3	5c	Toluene	—	Trace	—
4	5d	Toluene	—	Trace	—
5	5e	Toluene	—	Trace	—
6	5f	Toluene	1 : 1	10	–21
7	5g	Toluene	1.8 : 1	41	13
8	5h	Toluene	1.6 : 1	38	–20
9	5i	Toluene	—	Trace	—
10	5j	Toluene	5.7 : 1	65	99
11 ^e	5j	Toluene	5.4 : 1	82	99
12 ^e	5j	CH ₂ Cl ₂	3.7 : 1	75	99
13 ^e	5j	EtOAc	4.3 : 1	72	98
14 ^e	5j	CHCl ₃	3.7 : 1	74	99
15 ^e	5j	1,4-Dioxane	5.3 : 1	73	97
16 ^e	5j	THF	3.0 : 1	27	97
17 ^e	5j	MTBE	5.0 : 1	71	98

^a Reactions were performed with **1a** (0.1 mmol), **2a** (0.15 mmol), and the catalyst (0.01 mmol) in the solvent specified (1.0 mL) at room temperature for 24 h. ^b Determined by crude ¹H NMR analysis. ^c Isolated yield of the major isomer. ^d Determined by HPLC analysis on a chiral stationary phase. ^e The reaction was performed at 50 °C for 48 h.

With the optimized reaction conditions in hand, we investigated the scope of this domino process by employing different γ -substituted allenoates **2**, and the results are summarized in Scheme 1. γ -Benzyl-substituted allenoates bearing a *para*-substituent on the phenyl are well-tolerated, and the desired products were obtained in high yields with excellent enantioselectivities and good diastereoselectivities (65% to 81% yields, 99% ee, up to >5.9 : 1 dr, **3a–3g**). The allenoates containing an *ortho*-substituted phenyl proved to be excellent substrates; excellent ee values and higher dr ratios were attainable (**3h–3j**). In particular, when an *ortho*-CF₃-phenyl containing γ -benzylic allenoate was employed, only one diastereoisomer was observed (**3k**). Allenoates bearing a thiophene (**3l**) or a naphthyl





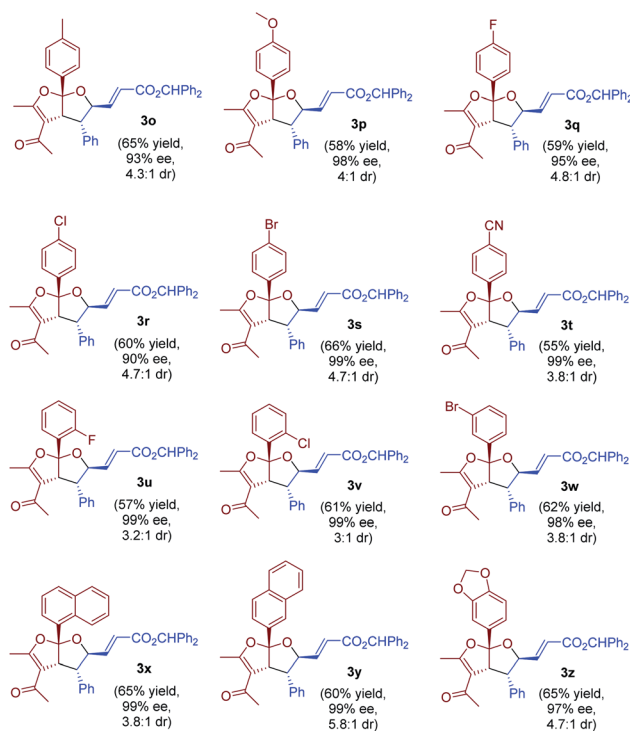
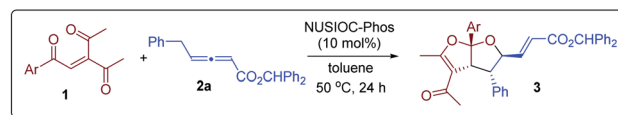
Scheme 1 Reaction scope. Conditions: **1a** (0.1 mmol), **2** (0.15 mmol), and NUSIOC-Phos (0.01 mmol) in toluene (1.0 mL) at 50 °C for 24 hours. The dr values were determined by crude ¹H NMR analysis. Yields given are the isolated yields of the main isomer. The ee values were determined by HPLC analysis on a chiral stationary phase. For **3g–3k**, 20% catalyst and 40% 4-methoxyphenol were used. For **3n**, 20% catalyst was employed.

substituent (**3m**) were also found to be suitable substrates, although the diastereoselectivity was slightly lower for the latter. Moreover, the substituent of γ -allenoates could also be aliphatic, and the desired acetal was obtained in 40% yield with 98% ee and 2:1 dr (**3n**). The absolute configurations of the fused bicyclic furofurans were assigned on the basis of X-ray crystallographic analysis of **3d**.²⁴

We further examined the reaction scope by utilizing a range of enone substrates **1** bearing different substituents (Scheme 2). In general, the electronic nature and substitution pattern of different phenyl groups had little influence on the reaction, and the desired bicyclic furofurans were obtained in reasonable yields, with excellent enantioselectivities and good diastereoselectivities (**3o–3w**). Moreover, enones containing 1-naphthyl, 2-naphthyl, or 5-piperonyl groups were all suitable substrates, and the desired products were derived in satisfactory yields and with high stereoselectivities (**3x–3z**).

Synthesis of conjugated 1,3-dienes

From the synthetic viewpoint, divergent pathways from the same/similar substrates, under the catalysis of similar/same catalysts, would be quite ideal. In this context, we have been interested in developing divergent asymmetric synthetic approaches.²⁵ At the outset, we wanted to examine the domino reaction of γ -substituted allenoates with other carbonyl-activated alkenes. Such structural variation is mechanistically interesting; for instance, the ester-derived enolate will unlikely



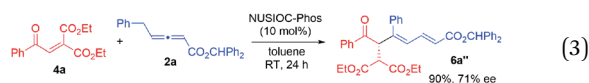
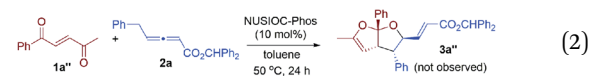
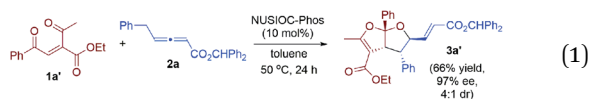
Scheme 2 Further scope exploration. Conditions: **1** (0.1 mmol), **2a** (0.15 mmol), 4-methoxyphenol (0.02 mmol), and NUSIOC-Phos (0.02 mmol) in toluene (1.0 mL) at 50 °C for 24 hours. The dr values were determined by crude ¹H NMR analysis. Yields given are the isolated yields of the main isomer. The ee values were determined by HPLC analysis on a chiral stationary phase.

undergo intramolecular cyclization with another ester moiety and thus offer opportunities for deriving different products.

We examined this domino process by employing other types of activated alkenes, under the optimal conditions that we have established for the synthesis of bicyclic furofurans. When one ketone moiety was replaced by an ester group, both **1a'-Z** and **1a'-E** were found to be suitable for the reaction, forming acetal product **3a'** in slightly decreased yield with similar stereoselectivities (eqn (1)). However, if one ketone moiety was deleted (**1a''**), the corresponding bicyclic furofuran was not formed (eqn (2)). Interestingly, when enone **4a** bearing two ester groups was treated with allene **2a** in the presence of NUSIOC-Phos, conjugated 1,3-diene **6a** was obtained in 90% yield and with 71% ee (eqn (3)). Apparently, a different mechanistic pathway is in operation, due to the structural and electronic differences of the activating groups in the enones. The conjugated 1,3-dienes are useful structural motifs that are often found in natural products and bioactive molecules,²⁶ and they are also of special importance in polymer chemistry and materials science.²⁷ Synthetically, 1,3-dienes are extremely valuable, and thus intensive efforts have been devoted to their efficient synthesis.²⁸ We were then wondering whether we could establish an efficient

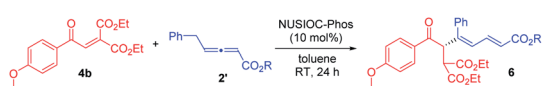


asymmetric synthetic approach to access chiral building blocks containing conjugated 1,3-dienes.



We examined the reaction between diester-activated alkene **4b** and allenolates **2'**, under the catalysis of NUSIOC-Phos, and the results are summarized in Table 2. As we anticipated that certain proton transfer processes are likely to be involved during the formation of 1,3-diene products (*vide infra* for the proposed reaction mechanism), we thus evaluated the influence of adding a number of proton donors to the reaction system. The addition of phenol led to a substantial increase in enantioselectivity (entry 2). While *p*-methoxyphenol and benzoic acid were both effective, *o*-methoxyphenol appeared to be slightly better (entries 3–5). A quick solvent screening confirmed that toluene was most ideal (entries 6–9). We next explored allenolates with different ester moieties and discovered

Table 2 Optimization for the δ -carbon Michael addition/isomerization reaction^a



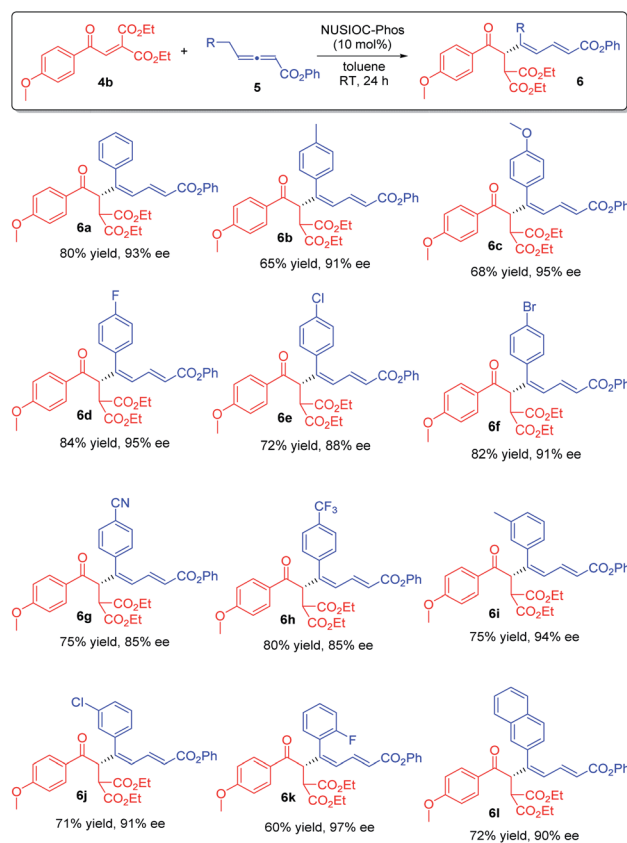
Entry	Solvent	Additive	R	Yield ^b [%]	ee ^c [%]
1	Toluene	No	CHPh ₂	90	71
2	Toluene	Phenol	CHPh ₂	86	80
3	Toluene	<i>p</i> -OMePhOH	CHPh ₂	87	81
4	Toluene	<i>o</i> -OMePhOH	CHPh ₂	87	83
5	Toluene	PhCO ₂ H	CHPh ₂	73	79
6	Mesitylene	<i>o</i> -OMePhOH	CHPh ₂	88	82
7	MTBE	<i>o</i> -OMePhOH	CHPh ₂	71	81
8	PhCl	<i>o</i> -OMePhOH	CHPh ₂	86	80
9	Dioxane	<i>o</i> -OMePhOH	CHPh ₂	82	82
10	Toluene	<i>o</i> -OMePhOH	Me	86	87
11	Toluene	<i>o</i> -OMePhOH	Ph	82	88
12	Toluene	<i>o</i> -OMePhOH	Bn	83	85
13	Toluene	<i>o</i> -OMePhOH	^t Bu	76	77
14 ^d	Toluene	<i>o</i>-OMePhOH	Ph	80	93

^a Reactions were performed with **4b** (0.1 mmol), **2'** (0.15 mmol), the additive (0.05 mmol) and NUSIOC-Phos (0.01 mmol) in the solvent specified (1.0 mL) at 25 °C for 24 h. ^b Isolated yield. ^c Determined by HPLC analysis on a chiral stationary phase. ^d The reaction mixture was first stirred at 0 °C for 6 h and then at 25 °C for 24 h.

that the employment of phenyl allenolate led to best enantioselectivity (entries 10–13). When the reaction was performed at lower temperature under the above optimal conditions, the desired 1,3-diene **5** was obtained in 80% yield with 93% ee (entry 14).

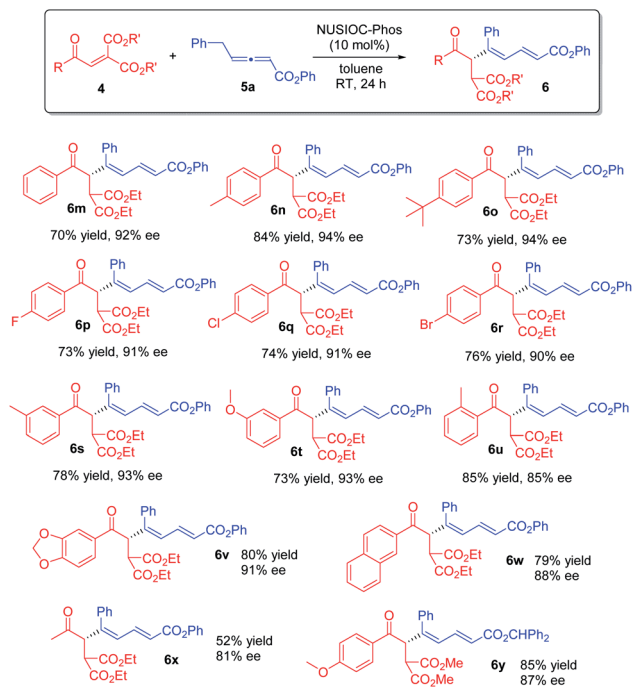
We subsequently applied the optimum conditions to establish the reaction scope (Scheme 3). In general, different benzylic types of γ -substituted allenolates **5** could be utilized, and regardless of the electronic nature and substitution patterns of the aryl moieties, conjugated 1,3-dienes **6** were obtained in decent yields and with excellent enantioselectivities (**6a–6l**).

Furthermore, we examined the reaction scope by employing different diester enones **4** (Scheme 4). Enones containing an electron donating group on the phenyl ring with different substitution patterns were well-tolerated (**6n**, **6o**, and **6s–6u**), and high enantioselectivities were obtained. Similarly, aryl enones bearing different halogen atoms were also found to be suitable (**6p–6r**). Moreover, the reaction was applicable to 5-piperonyl and 2-naphthyl enone substrates, and the desired 1,3-dienes were obtained in good yields with high enantioselectivities (**6v** & **6w**). Finally, when an aliphatic enone was employed, the reaction proceeded smoothly, affording product **6x** in moderate yield with good enantioselectivity. The absolute



Scheme 3 Synthesis of chiral 1,3-dienes: reaction scope. Conditions: **4b** (0.1 mmol), **5** (0.15 mmol), 2-methoxyphenol (0.05 mmol) and NUSIOC-Phos (0.01 mmol) in toluene (1.0 mL) at 0 °C for 6 h, and subsequently at 25 °C for 24 h; yields given were isolated yields; the ee values were determined by HPLC analysis on a chiral stationary phase.





Scheme 4 Further scope. Conditions: **4** (0.1 mmol), **5a** (0.15 mmol), 2-methoxyphenol (0.04 mmol), and NUSIOC-Phos (0.01 mmol) in toluene (1.0 mL) at 0 °C for 6 h, and subsequently at 25 °C for 24 h; yields given were isolated yields; the ee values were determined by HPLC analysis on a chiral stationary phase.

configuration of 1,3-dienes **6** was assigned on the basis of X-ray crystallographic analysis of **6y** (see the ESI† for more details).

Proposed reaction mechanisms

Plausible mechanistic pathways are proposed in Fig. 3. Phosphine attack on the γ -substituted allenoate generates zwitterionic intermediate **Int-1**, which is nucleophilic at either the α - or the γ - position. Subsequently, a proton shift leads to the formation of δ -anionic **Int-2**. When the triketone enone **1a** is used, the conjugate addition of **Int-2** to **1a** forms enolate **A**, which attacks the ketone function intramolecularly to yield **B**. A second intramolecular addition then takes place to afford the bicyclic acetal core structure **C**. Another proton shift, followed by the elimination and re-generation of phosphine, forms the bicyclic furofuran product **3a** (pathway a). With the employment of diester-containing enone **6**, the reaction proceeds through different mechanistic steps. The conjugate addition of **Int-2** to **6** creates intermediate **A'**, which undergoes a proton transfer to form **B'**. Finally, a 1,2-proton shift, followed by re-generation of the phosphine catalyst, furnishes chiral 1,3-diene **6** (pathway b).

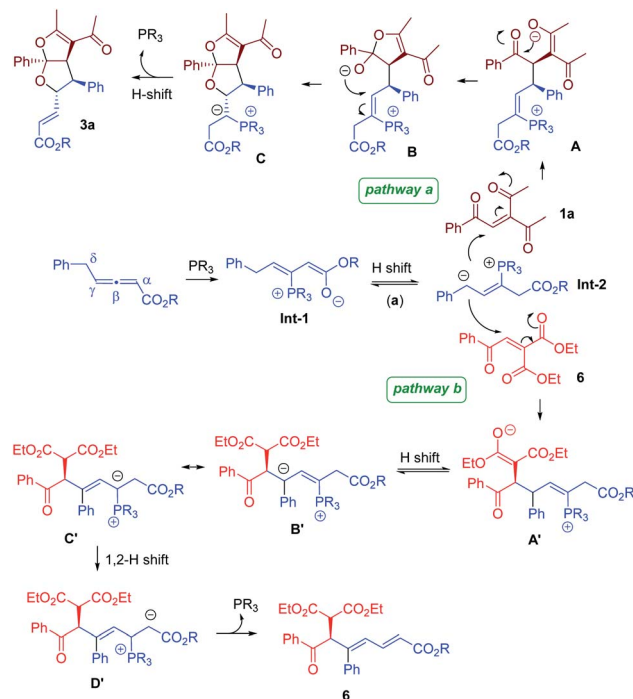
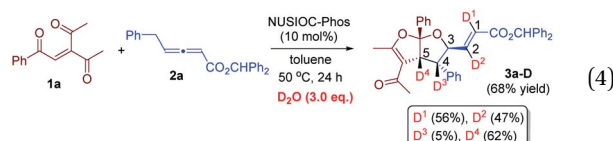
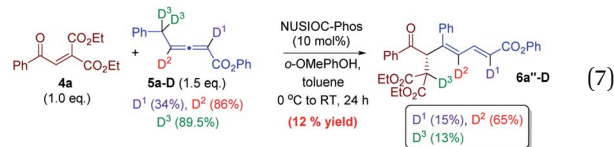
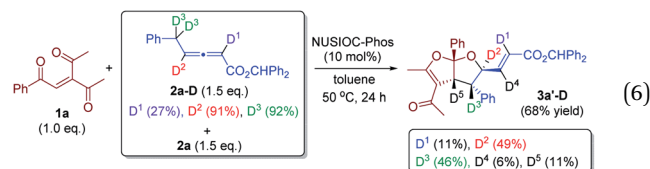
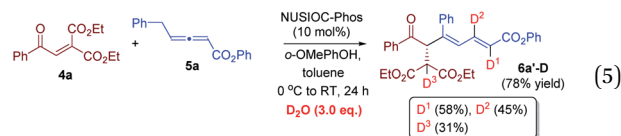


Fig. 3 Proposed mechanism.



We have performed a few deuterium-labelling experiments to further probe our proposed reaction mechanisms. When bicyclic acetal **3a** was synthesized in the presence of D_2O and under otherwise identical reaction conditions, deuterated product **3a-D** with multiple deuterium incorporations was obtained (eqn (4)). Notably, 62% deuterium incorporation at the C5 position of **3a-D** was observed, which is likely due to the facile tautomerization of ketone intermediate **A** to its enol form. When the reaction leading to the formation of conjugated 1,3-dienes was performed in the presence of D_2O , similar deuterium incorporations into



6a'-D were observed (eqn (5)). Notably, the sites where the deuterium atoms were incorporated into the products are at the proposed positions whereby the proton transfers take place, consistent with our proposed mechanistic pathways. When enone **1a** was reacted with equal amounts of allenolate **2a** and deuterated **2a-D**, around half deuterium incorporation in bicyclic acetal **3a'-D** was observed (eqn (6)), suggesting that both deuterated and non-deuterated allenes have similar reaction rates. For the 1,3-diene forming reaction, if a deuterated allenolate (**5a-D**) was employed under otherwise the same reaction conditions, product **6a''-D** with much less deuterium incorporation was obtained in only 12% yield (eqn (7)), and this is in stark contrast to a similar reaction of employing non-deuterated **5a**, whereby 78% of **6a'-D** was attainable (eqn (5)).²⁹ The kinetic isotope effects observed in the above experiment clearly suggest that the rate-determining step for the conjugated 1,3-diene formation involves the proton transfer process.

Conclusions

In summary, we have developed phosphine-catalyzed divergent domino processes between γ -substituted allenolates and carbonyl-activated alkenes. When triketone enone substrates were reacted with allenolates in the presence of NUSIOC-Phos, a domino reaction process led to the formation of diastereoselective bicyclic furofurans in decent yields with excellent enantioselectivities. If enone substrates bearing two ester groups are utilized under similar reaction conditions, a different cascade sequence was in operation, forming chiral conjugated 1,3-dienes in high yields with excellent enantioselectivities. Notably, through careful design and precise control of catalytic processes, by employing substrates with subtle structural differences, we were able to develop highly efficient asymmetric synthetic methodologies that allow for quick access to important chiral molecular architectures. We are currently applying the synthetic methodologies disclosed herein to the synthesis of molecules of biological significance and shall report our findings in due course.

Data availability

All experimental procedures, characterization, copies of NMR spectra for all new compounds related to this article can be found in the ESI.†

Author contributions

M. W. discovered and performed most of the experiments and wrote the first draft of the manuscript. Z. H. and H. N contributed to some experiments (synthesis of some NUSIOC-Phos intermediates). N. W. analyzed the 2-D NMR spectrum and discussed the results. K. D. and Y. L. supervised the work, finalized the manuscript, and coordinated the overall project.

Conflicts of interest

There are no conflicts to declare.

Acknowledgements

Y. L. thanks the Singapore National Research Foundation, Prime Minister's Office for the NRF Investigatorship Award (A-0004067-00-00). Financial support from the Ministry of Education of Singapore (A-0008481-00-00) is also gratefully acknowledged.

Notes and references

- 1 C. Zhang and X. Lu, *J. Org. Chem.*, 1995, **60**, 2906–2908.
- 2 B. M. Trost and C.-J. Li, *J. Am. Chem. Soc.*, 1994, **116**, 3167–3168.
- 3 H. Ni, W.-L. Chan and Y. Lu, *Chem. Rev.*, 2018, **118**, 9344–9411.
- 4 H. Guo, Y. Fan, Z. Sun, Y. Wu and O. Kwon, *Chem. Rev.*, 2018, **118**, 10049–10293.
- 5 For selected phosphine-catalyzed [3 + 2] annulations, see (a) X. Han, Y. Wang, F. Zhong and Y. Lu, *J. Am. Chem. Soc.*, 2011, **133**, 1726–1729; (b) M. G. Sankar, M. Garcia-Castro, C. Golz, C. Strohmman and K. Kumar, *Angew. Chem., Int. Ed.*, 2016, **55**, 9709–9713; (c) X. Han, W.-L. Chan, W. Yao, Y. Wang and Y. Lu, *Angew. Chem., Int. Ed.*, 2016, **55**, 6492–6496; (d) W. Zhou, H. Wang, M. Tao, C.-Z. Zhu, T.-Y. Lin and J. Zhang, *Chem. Sci.*, 2017, **8**, 4660–4665; (e) W.-L. Chan, X. Tang, F. Zhang, G. Quek, G.-J. Mei and Y. Lu, *Angew. Chem., Int. Ed.*, 2019, **58**, 6260–6330; (f) K. Li, T. P. Gonçalves, K.-W. Huang and Y. Lu, *Angew. Chem., Int. Ed.*, 2019, **58**, 5481–5485; (g) B. Tan, N. R. Candeias and C. F. Barbas III, *J. Am. Chem. Soc.*, 2011, **133**, 4672–4675; (h) S. Y. Lee, Y. Fujiwara, A. Nishiguchi, M. Kalek and G. C. Fu, *J. Am. Chem. Soc.*, 2015, **137**, 4587–4591; (i) H. Ni, Z. Yu, Y. Lan, N. Ullah and Y. Lu, *Chem. Sci.*, 2017, **8**, 5699–5704; (j) W. Yao, Z. Yu, S. Wen, H. Ni, N. Ullah, Y. Lan and Y. Lu, *Chem. Sci.*, 2017, **8**, 5196–5200; (k) K. Li, T. P. Gonçalves, K.-W. Huang and Y. Lu, *Angew. Chem., Int. Ed.*, 2019, **58**, 5427–5431; (l) H. Wang, J. Zhang, Y. Tu and J. Zhang, *Angew. Chem., Int. Ed.*, 2019, **58**, 5422–5426.
- 6 For selected phosphine-catalyzed [4 + 1] annulations, see (a) Q. Zhang, L. Yang and X. Tong, *J. Am. Chem. Soc.*, 2010, **132**, 2550–2551; (b) X. Han, W. Yao, T. Wang, Y. R. Tan, Z. Yan, J. Kwiatkowski and Y. Lu, *Angew. Chem., Int. Ed.*, 2014, **53**, 5643–5647; (c) D. T. Ziegler, L. Riesgo, T. Ikeda, Y. Fujiwara and G. C. Fu, *Angew. Chem., Int. Ed.*, 2014, **53**, 13183–13187; (d) S. Kramer and G. C. Fu, *J. Am. Chem. Soc.*, 2015, **137**, 3803–3806; (e) X. Tang, H. Ni and Y. Lu, *Org. Chem. Front.*, 2021, **8**, 4485–4489.
- 7 For selected phosphine-catalyzed [4 + 2] annulations, see (a) X.-F. Zhu, J. Lan and O. Kwon, *J. Am. Chem. Soc.*, 2003, **125**, 4716–4717; (b) R. P. Wurz and G. C. Fu, *J. Am. Chem. Soc.*, 2005, **127**, 12234–12235; (c) Y. S. Tran and O. Kwon, *J. Am. Chem. Soc.*, 2007, **129**, 12632–12633; (d) W. Yao, X. Dou and Y. Lu, *J. Am. Chem. Soc.*, 2015, **137**, 54–57; (e) X. Tang, C. Tan, W.-L. Chan, F. Zhang, W. Zheng and Y. Lu, *ACS Catal.*, 2021, **11**, 1361–1367.
- 8 For selected phosphine-catalyzed γ -addition reactions see: (a) B. M. Trost and C.-J. Li, *J. Am. Chem. Soc.*, 1994, **116**,



- 10819–10820; (b) S. W. Smith and G. C. Fu, *J. Am. Chem. Soc.*, 2011, **131**, 14231–14233; (c) D. T. Ziegler and G. C. Fu, *J. Am. Chem. Soc.*, 2016, **138**, 12069–12072; (d) J. Sun and G. C. Fu, *J. Am. Chem. Soc.*, 2010, **132**, 4568–4569; (e) R. Sinisi, J. Sun and G. C. Fu, *Proc. Natl. Acad. Sci. U. S. A.*, 2010, **107**, 20652–20654; (f) T. Wang, W. Yao, F. Zhong, F. G. H. Pang and Y. Lu, *Angew. Chem., Int. Ed.*, 2014, **53**, 2964–2968; (g) T. Wang, D. L. Hoon and Y. Lu, *Chem. Commun.*, 2015, **51**, 10186–10189; (h) T. Wang, Z. Yu, D. L. Hoon, K.-W. Huang, Y. Lan and Y. Lu, *Chem. Sci.*, 2015, **6**, 4912–4922; (i) H. Qiu, X. Chen and J. Zhang, *Chem. Sci.*, 2019, **10**, 10510–10515.
- 9 For selected phosphine-catalyzed Michael addition reactions see: (a) F. Zhong, X. Dou, X. Han, W. Yao, Q. Zhu, Y. Meng and Y. Lu, *Angew. Chem., Int. Ed.*, 2013, **52**, 943–947; (b) B. Huang, C. Li, H. Wang, C. Wang, L. Liu and J. Zhang, *Org. Lett.*, 2017, **19**, 5102–5105.
- 10 For selected Morita–Baylis–Hillman (MBH) reactions see: (a) F. Zhong, Y. Wang, X. Han, K.-W. Huang and Y. Lu, *Org. Lett.*, 2011, **13**, 1310–1313; (b) F. Zhong, X. Han, Y. Wang and Y. Lu, *Angew. Chem., Int. Ed.*, 2011, **50**, 7837–7841; (c) H. P. Deng, D. Wang, Y. Wei and M. Shi, *Beilstein J. Org. Chem.*, 2012, **8**, 1098–1104; (d) L. Zhang, H. Liu, G. Qiao, Z. Hou, Y. Liu, Y. Xiao and H. Guo, *J. Am. Chem. Soc.*, 2015, **137**, 4316–4319; (e) F. Zhong, J. Lou, G.-Y. Chen, X. Dou and Y. Lu, *J. Am. Chem. Soc.*, 2012, **134**, 10222–10227; (f) M. Shi and L.-H. Chen, *Chem. Commun.*, 2003, **39**, 1310–1311; (g) M. Shi, L.-H. Chen and C.-Q. Li, *J. Am. Chem. Soc.*, 2005, **127**, 3790–3800.
- 11 (a) K. Li, Z. Jin, W.-L. Chan and Y. Lu, *ACS Catal.*, 2018, **8**, 8810–8815; (b) W. Yao, X. Dou, S. Wen, J. Wu, J. J. Vittal and Y. Lu, *Nat. Commun.*, 2016, **7**, 13024–13032; (c) W. Zhou, X. Su, M. Tao, C. Zhu, Q. Zhao and J. Zhang, *Angew. Chem., Int. Ed.*, 2015, **54**, 14853–14857; (d) X. Su, W. Zhou, Y. Li and J. Zhang, *Angew. Chem., Int. Ed.*, 2015, **54**, 6874–6877.
- 12 S. L. Schreiber and K. Satake, *J. Am. Chem. Soc.*, 1984, **106**, 4186–4188.
- 13 H. Shi, L. Fang, C. Tan, L. Shi, W. Zhang, C.-C. Li, T. Luo and Z. Yang, *J. Am. Chem. Soc.*, 2011, **133**, 14944–14947.
- 14 P. Mungkornasawakul, S. G. Pyne, A. C. Willis, A. Jatisatienr, D. Phuthsuk and W. Lie, *Phytochem. Lett.*, 2013, **6**, 602–605.
- 15 (a) H. Zhang, Y. F. Wang, C.-H. Shen, J. Agniswamy, K. V. Rao, X. Xu, A. K. Ghosh, R. W. Harrison and I. T. Weber, *J. Med. Chem.*, 2013, **56**, 1074–1083; (b) A. K. Ghosh, G. L. Parham, C. D. Martyr, P. R. Nyalapatla, H. L. Osswald, J. Agniswamy, Y. F. Wang, M. Amano, I. T. Weber and H. Mitsuya, *J. Med. Chem.*, 2013, **56**, 6792–6802.
- 16 M. Fan, Y. Bao, Z.-J. Zhang, H.-B. Zhang and Q.-S. Zhao, *Fitoterapia*, 2017, **123**, 44–50.
- 17 K. McKeage, C. M. Perry and S. J. Keam, *Drugs*, 2009, **69**, 477–503.
- 18 (a) G. M. Borrajo-Calleja, V. Bizet and C. Mazet, *J. Am. Chem. Soc.*, 2016, **138**, 4014–4017; (b) B. M. Paz, L. Klier, L. Næsberg, L. V. H. Lauridsen, F. Jensen and K. A. Jørgensen, *Chem.–Eur. J.*, 2016, **22**, 16810–16818; (c) W.-L. Huang, A. Raja, B.-C. Hong and G.-H. Lee, *Org. Lett.*, 2017, **19**, 3494–3497; (d) J. Yang, G. Qiu, J. Jiang, Y. Hu, S. Chen, S. Zhang and Y. Zhang, *Adv. Synth. Catal.*, 2017, **359**, 2184–2190.
- 19 (a) A. K. Ghosh and Y. Chen, *Tetrahedron Lett.*, 1995, **36**, 505–508; (b) A. K. Ghosh, C. X. Xu, K. V. Rao, A. Baldrige, J. Agniswamy, Y. F. Wang, I. T. Weber, M. Aoki, S. G. Miguel, M. Amano and H. Mitsuya, *ChemMedChem*, 2010, **5**, 1850–1854; (c) S. G. Akakios, M. L. Bode and R. A. Sheldon, *Green Chem.*, 2021, **23**, 3334–3347; (d) Y. Hayashi, T. Aikawa, Y. Shimasaki, H. Okamoto, Y. Tomioka, T. Miki, M. Takeda and T. Ikemoto, *Org. Process Res. Dev.*, 2016, **20**, 1615–1620.
- 20 M. Wu, Z. Han, K. Li, J. Wu, K. Ding and Y. Lu, *J. Am. Chem. Soc.*, 2019, **141**, 16362–16373.
- 21 (a) C. Paal, *Ber. Dtsch. Chem. Ges.*, 1884, **17**, 2756–2767; (b) L. Knorr, *Ber. Dtsch. Chem. Ges.*, 1884, **17**, 2863–2870.
- 22 For selected phosphine-catalyzed reactions using γ -substituted allenes, see: (a) X. Meng, Y. Huang, H. Zhao, P. Xie, J. Ma and R. Chen, *Org. Lett.*, 2009, **11**, 991–994; (b) E. Li, Y. Huang, L. Liang and P. Xie, *Org. Lett.*, 2013, **15**, 3138–3141; (c) J. Zheng, Y. Huang and Z. Li, *Org. Lett.*, 2013, **15**, 5064–5067; (d) H. Zhao, X. Meng and Y. Huang, *Chem. Commun.*, 2013, **49**, 10513–10515; (e) E. Li and Y. Huang, *Chem. Commun.*, 2014, **50**, 948–950; (f) E. Li, P. Jia, L. Liang and Y. Huang, *ACS Catal.*, 2014, **4**, 600–603; (g) E. Li and Y. Huang, *Chem.–Eur. J.*, 2014, **20**, 3520–3527; (h) E. Li, H. Jin, P. Jia, X. Dong and Y. Huang, *Angew. Chem., Int. Ed.*, 2016, **55**, 11591–11594; (i) D. Wang, Z. Song, W. Wang and T. Xu, *Org. Lett.*, 2019, **21**, 3963–3967; (j) M. Gicquel, C. Gomez, P. Retailleau, A. Voituriez and A. Marinetti, *Org. Lett.*, 2013, **15**, 4002–4005; (k) D. Wang, Y. Lei, Y. Wei and M. Shi, *Chem.–Eur. J.*, 2014, **20**, 15325–15329; (l) S. Xu, L. Zhou, R. Ma, H. Song and Z. He, *Chem.–Eur. J.*, 2009, **15**, 8698–8702; (m) R. Ma, S. Xu, X. Tang, G. Wu and Z. He, *Tetrahedron*, 2011, **67**, 1053–1061.
- 23 H. Ni, Y. L. Wong, M. Wu, Z. Han, K. Ding and Y. Lu, *Org. Lett.*, 2020, **22**, 2460–2463. Also see ref. 20.
- 24 CCDC 1986649 contains the supplementary crystallographic data for this compound. See the ESI† for more details.
- 25 (a) T. Wang, Z. Yu, D. L. Hoon, C. Y. Phee, Y. Lan and Y. Lu, *J. Am. Chem. Soc.*, 2016, **138**, 265–271; (b) Y. Chen, K. Zhu, Q. Huang and Y. Lu, *Chem. Sci.*, 2021, **12**, 13564–13571. Also see ref. 5j.
- 26 (a) C. Thirsk and A. Whiting, *J. Chem. Soc., Perkin Trans. 1*, 2002, 999–1023; (b) C. Souris, F. Frebault, A. Patel, D. Audisio, K. N. Houk and N. Maulide, *Org. Lett.*, 2013, **15**, 3242–3245.
- 27 (a) H. B. Kagan and O. Riant, *Chem. Rev.*, 1992, **92**, 1007–1019; (b) Z. Zhang, D. Cui, B. Wang, B. Liu and Y. Yang, *Struct. Bonding*, 2010, **137**, 49–108.
- 28 (a) M. De Paolis, I. Chataigner and J. Maddaluno, *Top. Curr. Chem.*, 2012, **327**, 87–146; (b) Z. Huang and E. Negishi, *J. Am. Chem. Soc.*, 2007, **129**, 14788–14792; (c) V. T. Nguyen, H. T. Dang, H. H. Pham, V. D. Nguyen, C. Flores-Hansen, H. D. Arman and O. V. Larionov, *J. Am. Chem. Soc.*, 2018, **140**, 8434–8438; (d) M. Liu, P. Yang, M. K. Karunananda, Y. Wang, P. Liu and K. M. Engle, *J. Am. Chem. Soc.*, 2018,



- 140**, 5805–5813; (e) D. Fiorito, S. Folliet, Y. Liu and C. Mazet, *ACS Catal.*, 2018, **8**, 1392–1398; (f) J. E. Bäckvall and A. Ericsson, *J. Org. Chem.*, 1994, **59**, 5850–5851; (g) K. M. Miller, T. Luanphaisarnnont, C. Molinaro and T. F. Jamison, *J. Am. Chem. Soc.*, 2004, **126**, 4130–4131; (h) J. R. Kong, C. W. Cho and M. Krische, *J. Am. Chem. Soc.*, 2005, **127**, 11269–11276; (i) S. T. Diver and A. J. Giessert, *Chem. Rev.*, 2004, **104**, 1317–1382; (j) R. Shintani, W.-L. Duan, S. Park and T. Hayashi, *Chem. Commun.*, 2006, **42**, 3646–3647; (k) S. Mannathan and C.-H. Cheng, *Chem. Commun.*, 2010, **46**, 1923–1925; (l) B. E. Maryanoff and A. B. Reitz, *Chem. Rev.*, 1989, **89**, 863–927; (m) J.-R. Kong, M.-Y. Ngai and M. J. Krische, *J. Am. Chem. Soc.*, 2006, **128**, 718–719; (n) W. R. Brown, F. Zamani, M. G. Gardiner, H. Yu, S. G. Pyne and C. J. T. Hyland, *Chem. Sci.*, 2019, **10**, 9051–9056; (o) B. M. Trost and U. Kazmaier, *J. Am. Chem. Soc.*, 1992, **114**, 7933–7935; (p) C. Zhang and X. Lu, *Synlett*, 1995, 645–646; (q) S. Xu, L. Zhou, S. Zeng, R. Ma, Z. Wang and Z. He, *Org. Lett.*, 2009, **11**, 3498–3501.
- 29 The reaction described in eqn (7) was run in the presence of H₂O (3 eq.), and similar deuterium incorporation in **6a'-D** was observed.

