

Cite this: *J. Mater. Chem. A*, 2019, 7, 15042Received 13th May 2019
Accepted 3rd June 2019

DOI: 10.1039/c9ta04905c

rsc.li/materials-a

Demonstration of an azobenzene derivative based solar thermal energy storage system†

Zhihang Wang,^a Raul Losantos,^b Diego Sampedro,^{*b} Masa-aki Morikawa,^{cd} Karl Börjesson,^e Nobuo Kimizuka^{*cd} and Kasper Moth-Poulsen^{id}^{*,a}

Molecules capable of reversible storage of solar energy have recently attracted increasing interest, and are often referred to as molecular solar thermal energy storage (MOST) systems. Azobenzene derivatives have great potential as an active MOST candidate. However, an operating lab scale experiment including solar energy capture/storage and release has still not been demonstrated. In the present work, a liquid azobenzene derivative is tested comprehensively for this purpose. The system features several attractive properties, such as a long energy storage half-life (40 h) at room temperature, as well as an excellent robustness demonstrated by optically charging and discharging the molecule over 203 cycles without any sign of degradation (total operation time of 23 h). Successful measurements of solar energy storage under simulated sunlight in a microfluidic chip device have been achieved. The identification of two heterogeneous catalyst systems during testing enabled the construction of a fixed bed flow reactor demonstrating catalyzed back-conversion from *cis* to *trans* azobenzene at room temperature under flow conditions. The working mechanism of the more suitable catalytic candidate was rationalized by detailed density functional theory (DFT) calculations. Thus, this work provides detailed insights into the azobenzene based MOST candidate and identifies where the system has to be improved for future solar energy storage applications.

Introduction

The development of sustainable energy has been attracting increasing attention, due to the pressing environmental and social challenges linked to high dependency on fossil fuels in our modern society.¹ As the most abundant energy source for Earth, the Sun can provide the energy needed for mankind for an entire year in only six hours.² Various ways to take advantage of solar energy have been studied and developed over the last few decades, including photovoltaics,³ artificial photosynthesis,⁴ and solar thermal heating.⁵ In order to store sunlight for future use, molecular solar thermal storage techniques (MOST,^{6,7} also known as solar thermal fuels, STF⁸) focus on harvesting solar energy and storing it in photoswitchable materials. A parent molecule can be isomerized by solar irradiation to a metastable high energy photoisomer for a long storage period. When the energy is required, it can be thermally or catalytically back-converted to the parent state. Ideally, the stored energy should be released on demand as heat, thus operating as a closed-cycle system.

In order to realize the MOST concept, several features concerning the charge and discharge process need to be considered.^{7,9,10} (1) Since more than 50% of sunlight is distributed from 300 nm to 800 nm, the parent molecules should be able to absorb broadly in this spectral region. (2) The quantum yield of the photoisomerisation reaction should be as close to unity as possible. (3) The storage half-life at room temperature should be long enough to fulfill application-relevant storage times, such as daily, monthly, yearly or even longer storage requirements. (4) The energy of the metastable photoisomer should be significantly higher than the ground state of the parent isomer. (5) The system should ideally be able to operate over an infinite number of charging and heat releasing cycles. (6) Using a heterogeneous catalyst, the photoisomer should easily release the stored energy as heat. (7) For energy collection, storage, and bulk heating applications, MOST materials need to be pumped between solar collector, storage reservoir and heat extraction devices. As a consequence, the MOST system should be a liquid or highly soluble solid.

^aDepartment of Chemistry and Chemical Engineering, Chalmers University of Technology, 41296 Gothenburg, Sweden. E-mail: kasper.moth-poulsen@chalmers.se

^bDepartment of Chemistry, Centro de Investigación en Síntesis Química (CISQ), Universidad de La Rioja, Madre de Dios 53, E-26006 Logroño, La Rioja, Spain. E-mail: diego.sampedro@unirioja.es

^cDepartment of Chemistry and Biochemistry, Graduate School of Engineering, Kyushu University, 744 Moto-oka, Nishi-ku, Fukuoka 819-0395, Japan. E-mail: kimizuka.nobuo.763@m.kyushu-u.ac.jp

^dCenter for Molecular Systems (CMS), Kyushu University, 744 Moto-oka, Nishi-ku, Fukuoka 819-0395, Japan

^eDepartment of Chemistry and Molecular Biology, University of Gothenburg, Kemigården 4, 41296 Gothenburg, Sweden

† Electronic supplementary information (ESI) available. See DOI: 10.1039/c9ta04905c



The MOST concept has been represented by many potential candidates, including norbornadiene/quadracyclane derivatives,^{7,9–14} dihydroazulene/vinylheptafulvene couples,^{15–21} difulvalenediruthenium complexes,⁶ anthracene dimers,²² Dewar isomers²³ and azobenzene derivatives.^{8,24–43} The last systems have been in the spotlight recently due to the broad absorption spectrum, high robustness, daily storage half-life, tunable energy density (J mol^{-1}) of photoswitches, and the low synthetic cost.^{40–42} **AZO1** (see Fig. 1a) possesses many of the needed features described above; however it has not been tested in a full MOST operating cycle including energy capture, storage and release. Here, for the first time, we investigate the performance of **AZO1** by studying its function through multiple energy storage and release cycles. In order to do so, we have identified and tested a heterogeneous catalyst system for the energy release step and constructed a flow system consisting of a solar collector and a fixed-bed catalytic converter. Furthermore, the functioning mechanism of the catalytic conversion is further proposed and rationalized using PCM-B3LYP-D3BJ/6-31G(d)+SDD(Cu) calculations.

Results and discussion

To characterize the physical properties of **AZO1**, it was first studied in toluene in terms of its absorptivity, half-life of energy storage and quantum yields of the photoisomerization reaction. Comparing these results with available data of **AZO1** in methanol,⁴³ the maximum in the absorption spectrum was observed to be slightly red shifted, indicating a low solvent polarity effect compared to, for instance, a DHA-MOST system¹⁸ (ca. 5 nm,

$\epsilon_{\text{Max@350 nm}} = 2.6 \times 10^4 \text{ M}^{-1} \text{ cm}^{-1}$, see Fig. 1b). Concerning the storage lifetime, a half-life from *cis* to *trans* state of 36.3 h in toluene can be extracted from the Eyring plot. The activation enthalpy was calculated as $\Delta H_{\text{therm}}^{\ddagger} = 93.7 \text{ kJ mol}^{-1}$, together with an activation entropy $\Delta S_{\text{therm}}^{\ddagger} = -31.7 \text{ J mol}^{-1} \text{ K}^{-1}$ (S2, ESI†). The quantum yield of the *trans* to *cis* photoisomerisation reaction was determined to be 21% at 340 nm, using a literature procedure⁴⁴ (S3, ESI†). In addition, it was observed that the **AZO1-cis** state can photoisomerise back to the *trans* form. The corresponding quantum yield of the *cis* to *trans* photoisomerisation was determined to be 23% at 455 nm, slightly higher than the reverse process. Due to this photo-induced two-way switch effect for **AZO1**, full conversion *via* full spectrum solar light can likely not be achieved and a band pass filter was used in the device conversion experiments.

Good cyclability is one of the most important criteria of MOST systems. To investigate the robustness of **AZO1**, a solution of ca. 10^{-5} M in toluene was prepared without degassing. Two controllable LED light sources were turned on and off alternately (340 nm with 100 s irradiation time and 455 nm with 300 s irradiation time) to charge and discharge the molecules back and forth. After 203 complete cycles (with a total operation time of 22.6 h), no significant signs of degradation were observed, thus demonstrating high robustness of **AZO1**, even in the presence of oxygen (see Fig. 1c).

To further demonstrate the functionality of the **AZO1** system in a real device, a continuous flow system was built. For this lab-scale conversion test under an AM1.5 solar simulator, diluted solutions of **AZO1** were used to collect data by UV-vis spectroscopy. Two concentrations of **AZO1** solutions were pumped individually through a microfluidic chip,^{20,21} with varying residence time (33.9 mm^3 inner volume with a channel depth of 100 μm , see Fig. 2a). Since **AZO1-cis** can be back-converted by visible light, an optical UV transmitting band pass filter ($<400 \text{ nm}$) was inserted in between the solar simulator and the microfluidic chip. The UV-Vis spectra of the **AZO1** solution before and after pumping into the microfluidic chip were recorded. Eqn (1) was used to calculate the *cis*-to-*trans* conversion percentage (S4, ESI†):

$$\text{Conversion \%} = \frac{A_{@350 \text{ nm}} \epsilon_{\text{iso}@306 \text{ nm}} - \epsilon_{\text{isomer}@350 \text{ nm}}}{\epsilon_{\text{parent}@350 \text{ nm}} - \epsilon_{\text{isomer}@350 \text{ nm}}} \quad (1)$$

where $A_{@350 \text{ nm}}$ is the actual absorbance at 350 nm; $A_{\text{iso}@306 \text{ nm}}$ and $\epsilon_{\text{iso}@306 \text{ nm}}$ correspond to the absorbance and absorptivity of the solution at its isosbestic point at 306 nm, respectively; and $\epsilon_{\text{parent}@350 \text{ nm}}$ and $\epsilon_{\text{isomer}@350 \text{ nm}}$ are the absorptivity of the **AZO1-trans** and **AZO1-cis** isomers at 350 nm, respectively. A maximum conversion of around 80% from the **AZO1 trans** to *cis* state was obtained from a solution of $2 \times 10^{-4} \text{ M}$. This is likely due to the photo-stationary state of azobenzene *trans*-to-*cis* photoisomerization (see Fig. 2b). Concerning the energy storage efficiency, 0.88% of the solar energy could theoretically be stored in a neat sample (S5, ESI†). The highest efficiency that can be expected for a $5 \times 10^{-4} \text{ M}$ solution is 0.02%, and for a $2 \times 10^{-4} \text{ M}$ solution is 0.01%. With a band pass filter (SCHOTT,

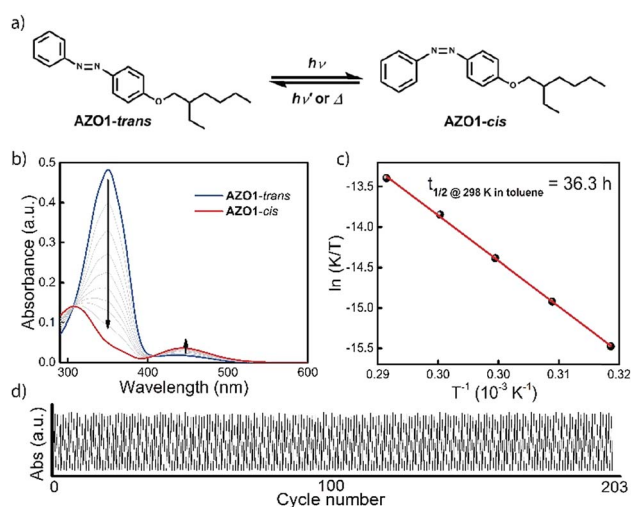


Fig. 1 (a) Structure of **AZO1** in the *trans* and *cis* state. (b) Absorption spectra of **AZO1-trans** (in blue) and its corresponding photoisomer **AZO1-cis** (in red). The sample (ca. 2 mg in 100 mL toluene) was converted with a 340 nm LED lamp. (c) Eyring plot of **AZO1-cis**. The half-life at 25 °C was determined as 36.3 h in toluene solution. (d) Optical cycling test of **AZO1** in toluene. The figure shows 203 cycles in total. The absorbance was recorded at 350 nm. The charge and discharge processes were archived with a 340 nm LED (~60 mW) over 100 s and a 455 nm LED (~1020 mW) over 300 s, alternatively.



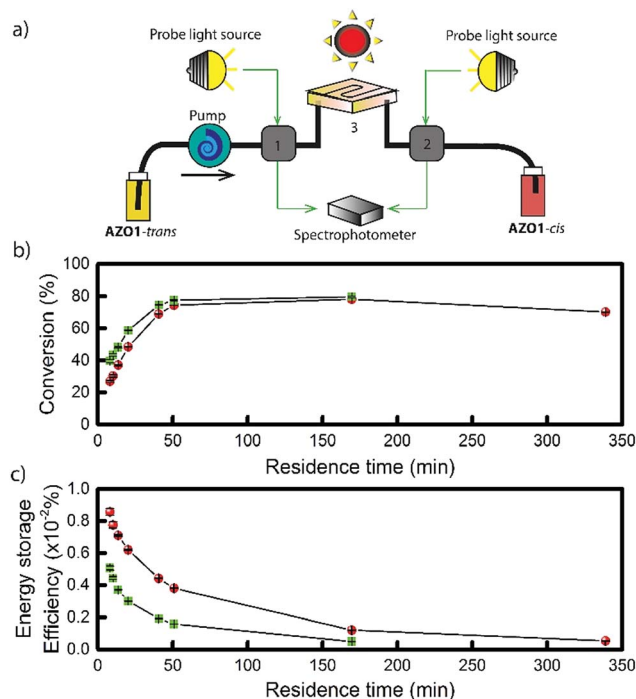


Fig. 2 (a) Experimental setup of AZO1 in a microfluidic chip device. Gray boxes 1 and 2 contain a flow UV-vis detection device connected to a portable spectrophotometer, 3, corresponding to a total volume of 33.9 mm^3 quartz chip, with a $100 \mu\text{m}$ optical path length. (b) Experimental data of the two concentrations used: 2×10^{-4} M in green and 5×10^{-4} M in red. Conversion percentage of AZO1-trans with different residence times in the microfluidic chip. (c) Measured energy storage efficiency of the AZO1 compound in toluene.

UG11) and a solar simulator, the actual measurements showed that the maximum energy storage efficiency was *ca.* 0.009% for the 5×10^{-4} M solution, and 0.005% for the 2×10^{-4} M solution (see Fig. 2c, S6, ESI†). These experimental results were close to reach the theoretical predictions, but are still limited overall by the concentrations used and the photo-stationary state between the two species.

After solar capture/storage, energy release is the second fundamental process for the MOST concept. To estimate the adiabatic heat release as a function of concentration, a modified equation from a previous study¹¹ was used (eqn (2)):

$$\Delta T = \frac{c M_w \Delta H_{\text{storage}}}{\frac{c^2 M_w^2}{\rho_{\text{AZO1}}} C_{p,\text{AZO1}} + 1 - \frac{c M_w}{\rho_{\text{AZO1}}} \rho_{\text{solvent}} C_{p,\text{solvent}}} \quad (2)$$

where c is the concentration of AZO1, M_w represents its molecular weight; $\Delta H_{\text{storage}}$ corresponds to the DSC measured energy storage capacity of AZO1-cis which equals to 167.5 J g^{-1} ; ρ_{AZO1} is the volumetric mass density of AZO1 supposed to be 1.09 g mL^{-1} ; $C_{p,\text{AZO1}}$ is the specific heat capacity of AZO1 in $\text{J g}^{-1} \text{ K}^{-1}$, assumed similar to that of unsubstituted azobenzene;⁴⁵ and ρ_{solvent} and $C_{p,\text{solvent}}$ address the volumetric mass density in g L^{-1} and the specific heat capacity in $\text{J g}^{-1} \text{ K}^{-1}$ of the solvent, respectively (which are equal to 867 g L^{-1} and $1.7 \text{ J g}^{-1} \text{ K}^{-1}$). In this approach, the volume load factor of the solvent and

photoisomer was considered, *i.e.* when the concentration approaches neat conditions, $\left(1 - \frac{c M_w}{\rho_{\text{AZO1}}}\right) \rho_{\text{solvent}} C_{p,\text{solvent}}$ approaches zero. This correction is reasonable for all MOST heat release estimations with close to neat conditions. In the case of AZO1, the theoretical maximum temperature difference was calculated as *ca.* 226°C for a fully charged neat sample (see S7, ESI†).

Concerning related catalysts, several candidates, including mineral acids like perchloric acid, Cu(II) salts (CuCl_2 , $\text{Cu}(\text{OAc})_2$), gold nanoparticles which involve a redox mechanism, as well as electrocatalytic methods have been reported to induce the back-conversion of azobenzene derivatives.^{46–48} However, for a closed cycle system which can be operated in devices, a heterogeneous catalyst that can be fixed in a reaction centre is required. Based on this fact, a heterogeneous catalyst or an insoluble homogeneous catalyst needs to be developed. For AZO1, two potential catalysts, cobalt(II) phthalocyanine physisorbed on the surface of activated carbon (CoPc@C) and $[\text{Cu}(\text{CH}_3\text{CN})_4]\text{PF}_6$ fulfill the described physical properties and thus, they were tested individually. Both showed a positive effect on reducing the back-conversion half-life at room temperature. $[\text{Cu}(\text{CH}_3\text{CN})_4]\text{PF}_6$ has a very low solubility in toluene, being active for various MOST systems, including norbornadiene/quadracyclane derivatives⁴¹ and dihydroazulene/vinylheptafulvene couples.^{20,49} For the AZO1-cis compound, a back-conversion reaction rate of up to 30 s^{-1} was calculated at room temperature of 25°C (up to 6×10^6 times higher than a reaction rate of $5 \times 10^{-6} \text{ s}^{-1}$ without the catalyst at 25°C ; see Fig. 3a, S7, ESI†). CoPc@C was produced following a reported procedure; however it had a risk of leaching from its solid support.⁴¹ Therefore, the $[\text{Cu}(\text{CH}_3\text{CN})_4]\text{PF}_6$ salt was chosen to be incorporated into the catalytic device for further testing. With this result in mind, a small-sized reaction centre was built. 5 mg of Cu(I) salt was inserted into a Teflon tube which has a 1 mm inner diameter (see Fig. 3b). 5×10^{-4} M 79% AZO1-cis solution from the microfluidic chip experiments was then flowed through the catalytic bed with a speed of 1 mL h^{-1} . As result, 48% of AZO1-cis was successfully back-converted to the corresponding trans state. Thus, the described continuous fluidic chip experiments can achieve the requirements for the complete application of the MOST concept including photon capture/storage and energy release processes.

To further understand the mechanism of back-conversion with $[\text{Cu}(\text{CH}_3\text{CN})_4]\text{PF}_6$, a detailed study within the framework of the density functional theory (DFT) was performed. A simplified AZO1 system was used replacing the ethylhexyl moiety with a methyl group at the PCM-B3LYP-D3BJ/6-31G(d)+SDD(Cu) level of theory (S8, ESI†). Among the different coordination options, the CH_3CN ligands could be displaced by the new ligand (the cis isomer of the azobenzene moiety, in this case). Four different coordination possibilities were considered to ensure a good modelling of the experimental conditions. In all cases, the formation of the new complex is slightly endergonic ($1\text{--}5 \text{ kcal mol}^{-1}$). As the azobenzene derivative is not symmetric, two sets of coordination alternatives arise. Coordination through the nitrogen atom directly linked to the



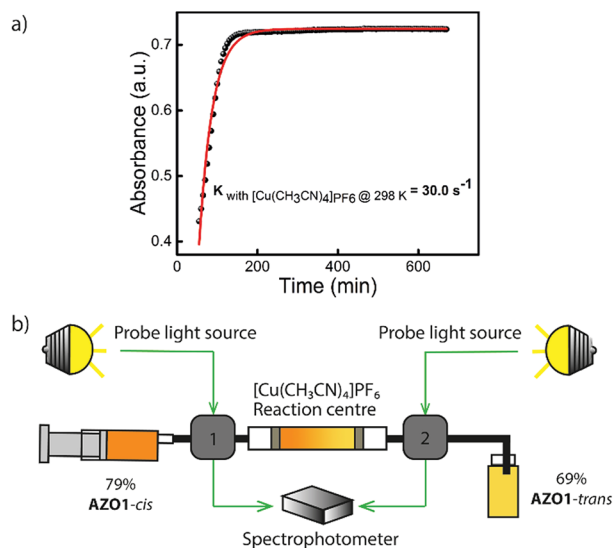


Fig. 3 (a) Kinetics study of AZO1-*cis* in the presence of $[\text{Cu}(\text{CH}_3\text{CN})_4]\text{PF}_6$ in toluene at 25 °C. Black dots represent the experimental data, red curve corresponds to the exponential fitting. The reaction constant was calculated as 30.0 s^{-1} (b) Conceptual device demonstration of catalytic back-conversion of AZO1-*cis*. Around 5 mg of Cu(I) salt were loaded in to the reaction centre. A $5 \times 10^{-4} \text{ M}$ 79% AZO1-*cis* solution was flown through the Cu(I) reactor with a speed of 1 mL h^{-1} . 69% of the AZO1-*trans* was obtained after the reaction centre, i.e. 48% of the AZO1-*cis* can be successfully back-converted to AZO1-*trans* state.

unsubstituted phenyl ring (path b, S8, ESI† and Fig. 4a) is favored (by *ca.* 2.3 kcal mol^{-1}) as compared to the methoxyphenyl linked nitrogen atom (path a). Isomerization of azobenzenes is very dependent on substitution and reaction conditions.⁵⁰ In this case, different pathways were considered and rotation and inversion mechanisms of the isomerization were explicitly evaluated. As in the not catalyzed thermal reaction,⁴⁷ the inversion transition states (TS1a–TS1b) were found to be preferred.

A relaxed scan along the rotation coordinate (CNNC dihedral) (see Fig. 4b) reveals a possible $\text{S}_0\text{--T}_1\text{--S}_0$ mechanism accessible by coordination of the nitrogen atom of AZO1-*cis* to copper, which reveals a MLCT (metal-to-ligand charge transfer). In turn, this implies the participation of a π^* orbital of the azobenzene allowing rotation along the $\text{N}=\text{N}$ with participation of the T_1 state. At relative high torsion angles, the triplet state becomes less energetic and this path yields a barrier of around 20 kcal mol^{-1} . This alternative mechanism allows for the bypassing of the more energetic inversion TS in the ground state (30 kcal mol^{-1}) and it should be available at room temperature.

Thus, copper coordination yields a decrease in the isomerization barrier of *ca.* 6 kcal mol^{-1} (computed barrier decreases from 25.4 kcal mol^{-1} for free azobenzene to 19.4 kcal mol^{-1}). This relatively small decrease in the energy barrier is enough to allow the isomerization process to occur in a few minutes instead of some days, thus accelerating the isomerization by 4 orders of magnitude, resulting in good agreement with experiments (energy difference of 8 kcal mol^{-1} , from 23.5 kcal mol^{-1} for the free AZO1 to 15.6 kcal mol^{-1} for the copper activated

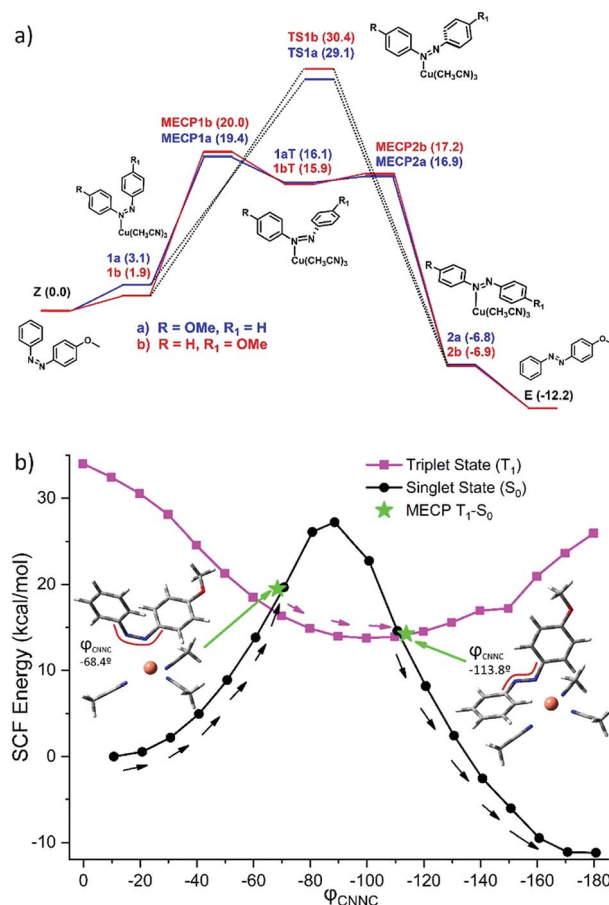


Fig. 4 (a) Reaction paths for *cis*–*trans* isomerization. Coordination through the nitrogen atom directly linked to the phenyl ring (path b, in red) and to the methoxyphenyl nitrogen atom (path a, in blue). Solid lines are the $\text{S}_0\text{--T}_1\text{--S}_0$ pathway (MECP1(a,b)–1(a,b)T–MECP2(a,b)). Dotted black lines are the singlet reaction path (TS1a–TS1b). Free energies referred to *cis*-AZO + $\text{Cu}(\text{CH}_3\text{CN})_4^+$. (b) Relaxed scan along CNNC rotation and MECPs.

reaction). Overall, while $[\text{Cu}(\text{CH}_3\text{CN})_4]\text{PF}_6$ is useful to increase the reaction rate notably, there is still great potential for improvement in the design of the energy release step. This could be done, for instance, favoring the MLCT or stabilizing the MECP between singlet and triplet states to increase the efficiency of the crossing. In both cases, this could lead to a decrease in the energy barrier and a subsequent acceleration of the back-conversion.

Conclusions

An AZO1-MOST charging/discharging cycle has been successfully demonstrated, including the study of the photophysical properties and back-conversion of the photoisomer. The AZO1 system features strong absorption ($\epsilon_{\text{Max@350 nm}} = 2.6 \times 10^4 \text{ M}^{-1} \text{ cm}^{-1}$) and long thermal half-life (36.3 h). The optical cyclability test for a diluted solution shows no significant degradation in the presence of oxygen, allowing the use of AZO1 in toluene in application. For MOST application purposes, the conversion quantum yield at 340 nm was determined to be 21%

which is similar to the quantum yield of back-conversion of 23% at 455 nm. This implies that even diluted samples cannot be fully converted under sunlight. The estimated maximum energy storage efficiency for **AZO1** in the neat state was calculated to be 0.88%. To experimentally demonstrate the functionality of this liquid azobenzene for MOST applications, conversion experiments were performed at different concentrations of **AZO1** in a continuous microfluidic chip system. The measured maximum energy storage efficiency for a 5×10^{-4} M solution can reach close to 0.009%, close to reach the theoretical prediction of 0.02% at such a concentration. This, unfortunately, showed a strong photo-stationary effect between **AZO-cis** and **AZO-trans**, therefore highlights the need to further develop the azobenzene system by altering the optical properties.^{51–53} Further improvement to increase quantum yields and diminish the absorption of photoisomer, as well as differentiate the spectral difference between *cis* and *trans* states, would be certainly required. To estimate the theoretical heat release temperature difference, a corrected formula was introduced to account for the change from the diluted solution to the neat sample. A maximum temperature increase of 226 °C can be theoretically achieved by using eqn (2) with a correction term for a neat MOST sample. Furthermore, two new catalysts have been identified to allow the back-conversion of **AZO1-cis** and a reaction centre based on a Cu(I) salt has been prepared as a proof of concept for the energy release process. With a concentration of 5×10^{-4} M and a flow speed of 1 mL h⁻¹, 48% of the *cis* state isomer was successfully converted back to the *trans* state. However, the reaction rate was still too low to be used for macroscopic heat release purposes. Finally, a detailed theoretical study of the mechanism has been proposed to further understand the discharge process using a Cu(I) salt. This could help in the future design of new azobenzene derivatives and the corresponding catalysts. In addition, results shown here could be extended to the control of azobenzene derivatives for different applications.

Conflicts of interest

There are no conflicts to declare.

Acknowledgements

This work was supported by the K. & A. Wallenberg foundation and the Swedish Foundation for Strategic Research. D. S. and R. L. thank the Spanish Ministerio de Economía y Competitividad (MINECO)/Fondos Europeos para el Desarrollo Regional (FEDER) (CTQ2017-87372-P). R. L. thanks the Universidad de La Rioja for his fellowship. This work used the Beronia cluster (Universidad de La Rioja), which is supported by FEDER-MINECO grant number UNLR-094E-2C-225. Thanks a lot to Xin Wen and Sarah Lerch for all the fruitful discussions.

Notes and references

- 1 IPCC, *Climate Change Synthesis Report Summary for Policymakers*, 2014.

- 2 R. Perez and M. Perez, *The International Energy Agency SHCP Solar Update*, 2009, vol. 50, pp. 2–3.
- 3 K. Mertens, *Photovoltaics: Fundamentals, Technology and Practice*, Wiley, 2014.
- 4 F. Collings and C. Critchley, *Artificial Photosynthesis: from Basic Biology and Industrial Application*, Wiley, 2005.
- 5 S. M. Hasnain, *Energy Convers. Manage.*, 1998, **39**, 1127–1138.
- 6 K. Moth-Poulsen, D. Čoso, K. Börjesson, N. Vinokurov, S. K. Meier, A. Majumdar, K. P. C. Vollhardt and R. A. Segalman, *Energy Environ. Sci.*, 2012, **5**, 8534–8537.
- 7 Z.-i. Yoshida, *J. Photochem.*, 1985, **29**, 27–40.
- 8 L. Dong, Y. Feng, L. Wang and W. Feng, *Chem. Soc. Rev.*, 2018, **47**, 7339–7368.
- 9 V. A. Bren', A. D. Dubonosov, V. I. Minkin and V. A. Chernov, *Russ. Chem. Rev.*, 1991, **60**, 913–948.
- 10 K. Börjesson, A. Lennartson and K. Moth-Poulsen, *ACS Sustainable Chem. Eng.*, 2013, **1**, 585–590.
- 11 Z. Wang, A. Roffey, R. Losantos, A. Lennartson, M. Jevric, A. U. Petersen, M. Quant, A. Dreos, X. Wen, D. Sampedro, K. Börjesson and K. Moth-Poulsen, *Energy Environ. Sci.*, 2019, **12**, 187–193.
- 12 A. Dreos, Z. Wang, J. Udmark, A. Ström, P. Erhart, K. Börjesson, M. B. Nielsen and K. Moth-Poulsen, *Adv. Energy Mater.*, 2018, **8**, 1703401.
- 13 M. Jevric, A. U. Petersen, M. Mansø, S. K. Singh, Z. Wang, A. Dreos, C. Sumby, M. B. Nielsen, K. Börjesson, P. Erhart and K. Moth-Poulsen, *Chem.–Eur. J.*, 2018, **24**, 12767–12772.
- 14 A. U. Petersen, M. Jevric and K. Moth-Poulsen, *Eur. J. Org. Chem.*, 2018, **32**, 4465–4474.
- 15 A. Vlasceanu, S. L. Broman, A. S. Hansen, A. B. Skov, M. Cacciarini, A. Kadziola, H. G. Kjaergaard, K. V. Mikkelsen and M. B. Nielsen, *Chem.–Eur. J.*, 2016, **22**, 10796–10800.
- 16 M. Cacciarini, A. B. Skov, M. Jevric, A. S. Hansen, J. Elm, H. G. Kjaergaard, K. V. Mikkelsen and M. B. Nielsen, *Chem.–Eur. J.*, 2015, **21**, 7454–7461.
- 17 M. Cacciarini, M. Jevric, J. Elm, A. U. Petersen, K. V. Mikkelsen and M. B. Nielsen, *RSC Adv.*, 2016, **6**, 49003–49010.
- 18 O. Schalk, S. L. Broman, M. Å. Petersen, D. V. Khakhulin, R. Y. Brogaard, M. B. Nielsen, A. E. Boguslavskiy, A. Stolor and T. I. Sølling, *J. Phys. Chem. A*, 2013, **117**, 3340–3347.
- 19 A. B. Skov, S. L. Broman, A. S. Gertsen, J. Elm, M. Jevric, M. Cacciarini, A. Kadziola, K. V. Mikkelsen and M. B. Nielsen, *Chem.–Eur. J.*, 2016, **22**, 14567–14575.
- 20 Z. Wang, J. Udmark, K. Börjesson, R. Rodrigues, A. Roffey, M. Abrahamsson, M. B. Nielsen and K. Moth-Poulsen, *ChemSusChem*, 2017, **10**, 3049–3055.
- 21 M. H. Hansen, S. T. Olsena, K. O. Sylvester-Hvidb and K. V. Mikkelsen, *Chem. Phys.*, 2019, **519**, 92–100.
- 22 R. R. Islangulov and F. N. Castellano, *Angew. Chem., Int. Ed.*, 2006, **45**, 5957–5959.
- 23 K. Edel, X. Yang, J. S. A. Ishibashi, A. N. Lamm, C. Maichle-Mössmer, Z. X. Giustra, S. Liu and H. F. Bettinger, *Angew. Chem., Int. Ed.*, 2018, **57**, 5296–5300.
- 24 H. Taoda, K. Hayakawa, K. Kawase and H. Yamakita, *J. Chem. Eng. Jpn.*, 1987, **3**, 265–270.



- 25 A. Natansohn and P. Rochon, *Chem. Rev.*, 2002, **102**, 4139–4175.
- 26 K. G. Yager and C. J. Barrett, *J. Photochem. Photobiol., A*, 2006, **182**, 250–261.
- 27 A. A. Beharry and G. A. Woolley, *Chem. Soc. Rev.*, 2011, **40**, 4422–4437.
- 28 J. Olmsted III, J. Lawrence and G. G. Yee, *Sol. Energy*, 1983, **3**, 271–274.
- 29 H. Taoda, K. Hayama, K. Kawase and H. Yamashita, *J. Chem. Eng. Jpn.*, 1987, **20**, 265–270.
- 30 A. Natansohn and P. Rochon, *Chem. Rev.*, 2002, **102**, 4139–4175.
- 31 K. G. Yager and C. J. Barrett, *J. Photochem. Photobiol., A*, 2006, **182**, 250–261.
- 32 A. A. Beharry and G. A. Woolley, *Chem. Soc. Rev.*, 2011, **40**, 4422–4437.
- 33 M. Irie, *Bull. Chem. Soc. Jpn.*, 2008, **81**, 917–926.
- 34 A. M. Kolpak and J. C. Grossman, *Nano Lett.*, 2011, **11**, 3156–3162.
- 35 A. M. Kolpak and J. C. Grossman, *J. Phys. Chem.*, 2013, **138**, 034303.
- 36 T. J. Kucharski, N. Ferralis, A. M. Kolpak, J. O. Zheng, D. G. Nocera and J. C. Grossman, *Nat. Chem.*, 2014, **6**, 441–447.
- 37 I. Gui, K. Sawyer and R. Prasher, *Science*, 2012, **335**, 1454–1455.
- 38 L. C. Branco and F. Pina, *Chem. Commun.*, 2009, 6204–6206.
- 39 S. L. Zhang, Q. Zhang and Y. Deng, *Chem. Commun.*, 2011, **47**, 6641–6646.
- 40 G. D Han, S. S. Park, Y. Liu, D. Zhitomirsky, E. Cho, M. Dinca and J. C. Grossman, *J. Mater. Chem. A*, 2016, **4**, 16157–16165.
- 41 D. Zhitomirsky and J. C. Grossman, *ACS Appl. Mater. Interfaces*, 2016, **8**, 26319–26325.
- 42 D. Zhitomirsky, E. Cho and J. C. Grossman, *Adv. Energy Mater.*, 2016, **6**, 1502006.
- 43 K. Masutani, M.-a. Morikawa and N. Kimizuka, *Chem. Commun.*, 2014, **50**, 15803–15806.
- 44 K. Stranius and K. Börjesson, *Sci. Rep.*, 2017, **7**, 41145.
- 45 J. A. Bouwstra, V. V. De Leeuw and J. C. Van Miltenburg, *J. Chem. Thermodyn.*, 1985, **17**, 685–695.
- 46 E. Titov, L. Lysyakova, N. Lomadze, A. V. Kabashin, P. Saalfrank and S. Santer, *J. Phys. Chem. C*, 2015, **119**(30), 17369–17377.
- 47 A. Cembran, F. Bernardi, M. Garavelli, L. Gagliardi and G. Orlandi, *J. Am. Chem. Soc.*, 2004, **126**, 3234–3243.
- 48 A. Goulet-Hanssens, M. Utecht, D. Mutruc, E. Titov, J. Schwarz, L. Grubert, D. Bléger, P. Saalfrank and S. Hecht, *J. Am. Chem. Soc.*, 2017, **139**, 335–341.
- 49 M. Cacciarini, A. Vlasceanu, M. Jevric and M. B. Nielsen, *Chem. Commun.*, 2017, **53**, 5874.
- 50 H. M. D. Bandara and S. C. Burdette, *Chem. Soc. Rev.*, 2012, **41**(5), 1809–1825.
- 51 C. García-Iriepa, M. Marazzi, L. M. Frutos and D. Sampedro, *RSC Adv.*, 2013, **3**, 6241–6266.
- 52 H. M. Dhammika Bandara and S. C. Burdette, *Chem. Soc. Rev.*, 2012, **41**, 1809–1825.
- 53 J. Moreno, L. Grubert, J. Schwarz, D. Bléger and S. Hecht, *Chem.–Eur. J.*, 2017, **23**, 14090–14095.

