



Cite this: *Chem. Sci.*, 2019, 10, 8503

All publication charges for this article have been paid for by the Royal Society of Chemistry

Received 26th July 2019  
Accepted 3rd September 2019

DOI: 10.1039/c9sc03765a

rs.c.li/chemical-science

# New avenues for C–B bond formation *via* radical intermediates

Florian W. Frieze and Armido Studer \*

This perspective gives an overview on recent findings in the emerging area of C-radical borylation using diborons as radical trapping reagents. Aryl, vinyl and alkyl boronic esters can be accessed *via* such an approach under mild conditions. These processes are complementary to established transition metal catalysed cross coupling reactions. Radical borylations can be conducted in the absence of a transition metal but some processes require transition metals as catalysts. It will be shown that various readily available C-radical precursors can be used to run these borylations. For a better understanding of the chemistry, mechanistic discussions are also presented and an outlook on this topic will be provided at the end of the article.

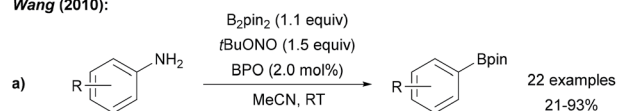
## 1. Introduction

Aryl and alkyl boronates are highly valuable building blocks in chemical synthesis, especially considering their applications in transition-metal catalysed C–C coupling reactions like the Suzuki–Miyaura<sup>1</sup> or Chan–Lam reaction.<sup>2</sup> Furthermore, the C–B bond in such esters can easily be transformed into various useful functional groups.<sup>3,4</sup> Along with their intense applications as reagents in organic synthesis, boronates have found their way as biological active functionalities into medicinal chemistry and are nowadays relevant also in drug discovery.<sup>5</sup>

Historically, the synthesis of alkyl/aryl boronates is accomplished *via* nucleophilic attack of a metal–organic reagent (Li, Mg) to a boron-based electrophile which is generally not ideal.<sup>6</sup> Using the boron reagents as nucleophiles in two electron transition metal catalysis, remarkable advances have been achieved in the past.<sup>4,7</sup> Over the last few years, C-radical borylation has been developed as a complementary approach, allowing to access boronates from various readily available feedstock chemicals under mild conditions, beginning with anilines in 2010 (Scheme 1), followed by aryl halides, alkyl and aryl carboxylic acids, alkyl halides, amines and alcohols. Diboron reagents based on tetrahydroxydiboron, which can be used as the free acid or as its esters like B<sub>2</sub>pin<sub>2</sub> (bis(pinacolato)diboron), B<sub>2</sub>cat<sub>2</sub> (bis(catecholato)diboron) and B<sub>2</sub>neop<sub>2</sub> (bis(neopentyl glycolato)diboron) are the most widely applied radical borylation reagents. These compounds feature two empty p(B)-orbitals that interact with both Lewis bases and radical intermediates which is the basis for a successful radical C–B bond forming reaction.

Notably, published review articles cover parts of the current research activities in this highly active field but not in its entirety, especially considering the borylation of sp<sup>3</sup>-centered radicals.<sup>8</sup> It is therefore the aim of this perspective to address the whole field of boronate synthesis using radical pathways. The review is structured based on the nature of the radical precursor and its hybridisation state (sp<sup>2</sup> & sp<sup>3</sup>). Reactions that require metals to mediate the C–B bond forming step are categorised according to the reactive boron species involved, either a diboron reagent or a metal–B complex (see Chapter 4).

Wang (2010):



A plausible mechanism:



Scheme 1 Metal free borylation of anilines *via in situ* generation of diazonium salts (a). Mechanism (b).



## 2. Radical C(sp<sup>2</sup>)–B bond formation

### 2.1. Deaminative borylation (sp<sup>2</sup>)

Radical deaminative borylation of anilines can be achieved *via* their quaternary aryl ammonium salts (see Chapter 2.2)<sup>9</sup> or *via* their diazonium salts.

Following Sandmeyer-type chemistry, Wang first reported the efficient direct conversion of anilines into aryl pinacol boronic esters by reaction of the aniline with *tert*-butyl nitrite, B<sub>2</sub>pin<sub>2</sub> and benzoyl peroxide (BPO) as an initiator in MeCN (Scheme 1).<sup>10</sup> It was later found that in the absence of BPO at higher reaction temperature substrate scope could be broadened.<sup>11</sup> Although in these initial reports a clear mechanistic picture was missing, recent reports in this field allow us to suggest a reasonable mechanism. Anionic Lewis bases such as *tert*-butanolate generated during the diazotisation of the aniline, coordinate B<sub>2</sub>pin<sub>2</sub> to provide the active ate-complex of type **A** (Scheme 1).<sup>12</sup> *Via* radical anion **B**, featuring a weak single electron  $\sigma$  bond,<sup>13,14</sup> trapping of the aryl radical gives the pinacol boronic ester **C** and radical anion **D**. The latter is capable of reducing the diazonium salt **E** to the aryl radical **G** under loss of N<sub>2</sub> to close the chain. Initiation is either achieved by thermal decomposition of BPO or *via* ET (electron transfer) from anion **A** to **E** (Scheme 1). Alternatively, a nucleophilic *ipso*-substitution in the diazonium salt with ate-complex **A** was proposed for such transformations.<sup>15</sup> For instance, Yamane suggested an ionic mechanism for the BF<sub>3</sub>·Et<sub>2</sub>O mediated borylation of aryl triazenes with B<sub>2</sub>pin<sub>2</sub> as he could not find any evidence for the presence of radicals.<sup>16</sup>

Yan was the first to employ photo-excited eosin Y to mediate/catalyse the borylation of tetrafluoroborate diazonium salts with B<sub>2</sub>pin<sub>2</sub> (Scheme 2a).<sup>17</sup> Ranu further improved that protocol and found that the eosin Y process also works on *in situ* generated diazonium salts.<sup>18</sup> Recently, the eosin Y promoted borylation of BF<sub>4</sub> diazonium salts was also conducted as a solvent-free mechanochemical process in a modified ball mill.<sup>19</sup> Moreover, Maiti used water soluble CdSe-quantum dots as redox catalysts (or smart initiators) for the radical borylation of diazonium salts with diboron esters in biphasic CH<sub>2</sub>Cl<sub>2</sub>/H<sub>2</sub>O under blue LED irradiation.<sup>20</sup>

Diazonium salts were found to readily react with various metallocenes (Ti, Zr, Co, Ni, Ru) employing H<sub>2</sub>B=NiPr<sub>2</sub> as boron source to provide the corresponding aryl amino boranes, which were further converted to the pinacol boronic esters prior to isolation, as reported by Pucheault (Scheme 2b).<sup>21</sup>

The authors suggested a radical chain reaction initiated by an ET from the metallocene Cp<sub>2</sub>M to the diazonium salt. The fact that the different metallocenes studied provide similar yields support that mechanistic proposal. Furthermore, Wu disclosed a Zn(ClO<sub>4</sub>)<sub>2</sub> mediated process with B<sub>2</sub>pin<sub>2</sub> as the borylation reagent using preformed BF<sub>4</sub> or *in situ* generated diazonium salts as radical precursors (Scheme 2c).<sup>22</sup> The authors suggested that the Zn salt assists initial aryl radical formation.

Efforts devoted to the use of more affordable diboron sources in environmentally friendly solvents have been made. Blanchet and Xiao both utilised diboronic acid in the borylation of aryl diazonium salts derived from anilines by diazotisation with NaNO<sub>2</sub>/HCl (Scheme 3a–c).<sup>23</sup> Wu later showed that aryl diazonium salts can readily be converted to boronic esters using B<sub>2</sub>pin<sub>2</sub> in a water acetone mixture<sup>24</sup> and it was found that metal free borylation under blue LED irradiation can also be achieved with methyl arylazo sulfones as C-radical precursors (Scheme 3d).<sup>25</sup>

Glorius showed that benzotriazoles, electronically related to aryl diazonium salts, are efficiently converted to aryl boronates under loss of N<sub>2</sub> using an Ir photoredox catalyst with B<sub>2</sub>pin<sub>2</sub> as the radical trapping reagent (Scheme 4).<sup>26</sup> Determination of the quantum yield ( $\Phi = 64.7$ ) clearly revealed that the Ir complex upon photoexcitation acts as a smart initiator for this efficient radical chain reaction.<sup>27</sup>

### 2.2. Dehalogenative borylation (sp<sup>2</sup>)

**Thermal initiation.** The transition metal free borylation of aryl iodides with B<sub>2</sub>pin<sub>2</sub> was first disclosed by Wu and Zhang (Scheme 5).<sup>28</sup> It was found that the reaction of aryl iodides with B<sub>2</sub>pin<sub>2</sub> and Cs<sub>2</sub>CO<sub>3</sub> in MeOH at elevated temperature provides



Scheme 2 Radical boryl mediated by eosin Y (a), group IV metallocenes (b) or Zn salts (c).



Scheme 3 Borylation of anilines and derivatives using diboronic acid reported by Blanchet (a and b), Xiao (c) and Fang (d).





**Scheme 4** Deaminative borylation of benzotriazoles using a photo-redox catalysis with  $B_2pin_2$  and diisopropylethylamine (DIPEA) under irradiation with blue LEDs.



**Scheme 5** Thermally initiated radical borylation of aryl halides using  $B_2pin_2$  and a Lewis-basic activator.

the corresponding aryl boronic esters in moderate to good yields.

A series of experiments provided insights into the possible mechanism of this interesting transformation. Addition of  $CuI$  and  $nBu_3P$ , a typical catalyst system for C–B bond formation,<sup>29</sup> did not improve the reaction efficiency, indicating that metal catalysis by Cu-traces is likely not occurring. The presence of TEMPO ((2,2,6,6-tetramethylpiperidin-1-yl)oxyl), a well-established radical trapping reagent, inhibited the reaction. However, borylation could be restarted upon renewed addition of the diboron reagent. Therefore, authors argued that the process is likely not radical in nature. However, it must be considered that TEMPO might promote the decomposition of  $B_2pin_2$ .<sup>30</sup> Starting with *para*-iodotoluene, formation of toluene and a biphenyl derivative was later observed under these reaction conditions strongly supporting the presence of aryl radicals.<sup>12</sup> Since the aryl iodides applied by Wu and Zhang are not particularly activated for a nucleophilic substitution at the *ipso*-carbon atom, we suggest a radical chain reaction for this transformation (Scheme 6a). We consider this mechanistic scheme of general importance for this perspective and will therefore present it in a generalised form.

It is well established that anionic Lewis bases coordinate  $B_2pin_2$  to provide adducts of type **A**.<sup>12</sup> These adducts are activated towards trapping of aryl radicals **G** to give the corresponding intermediates **B**. The weak single electron  $\sigma$  bond<sup>13,14</sup> in **B** readily cleaves to give the boronic ester **C** along with the radical anion **D**, which can transfer an electron to the starting aryl halide **E**. C–I bond mesolytic cleavage then leads to the transient aryl radical **G** and anion **F**, sustaining the chain reaction. The fate of the second Bpin moiety in the diborane (see **F**) was confirmed by studies of Lin, Kleeberg and Marder.<sup>12</sup> This mechanistic picture is likely valid for most aryl radical borylations with  $B_2pin_2$  that are conducted in the presence of an ionic activator such as an alcoholate, a carbonate, fluoride or hydroxide in polar solvents. Notably, precoordination is not necessarily required as Wang observed formation of the phenyl

#### A plausible mechanism:



**Scheme 6** Base mediated borylation of aryl halides and our suggested general mechanism (Ar = aryl) (a). Alternative mechanism (b).

boronic ester through thermal decomposition of dibenzoylperoxide (BPO) in the presence of  $B_2pin_2$  in MeCN in 37% yield,<sup>10</sup> albeit benzoate formed *in situ* as a byproduct might take that role in this particular case. In any case, as an alternative mechanism, direct trapping of the aryl radical with  $B_2pin_2$  must also be considered (see Scheme 6b).

**Pyridine catalysis.** A fundamentally different mechanism was proposed for pyridine mediated processes. Jiao achieved the borylation of various aryl halides using a catalytic amount of a pyridine derivative in combination with an excess of potassium methanolate at elevated temperature (Scheme 7a).<sup>31</sup> This procedure was recently further improved by using irradiation with visible light (400 nm) at room temperature, enabling the highly efficient borylation of less reactive aryl chlorides with  $B_2pin_2$  (Scheme 7b).<sup>32</sup>

The authors first proposed a radical–radical coupling between an aryl radical and a pyridine stabilised boryl radical that was considered as a persistent radical, which is especially true for its 4-cyanopyridine derivative.<sup>33–38</sup> Nevertheless, recent findings led to a different mechanistic picture.<sup>32,39</sup>

$B_2pin_2$ , 4-phenyl pyridine (4-PhPy) and KOMe react *via* pyridyl anion **A** with a second equivalent of 4-PhPy to adduct **B** (Scheme 7d), which was fully characterised by X-ray diffraction analysis (as its DME complex) and by NMR spectroscopy. In addition, the KOMe adduct of pyridine boryl radical (see **C**) was detected by EPR spectroscopy. Radical **C** is formed by the reaction of **B** with MeOBpin. Both **B** and **C** are excellent electron donors and efficiently reduce aryl bromides and iodides to give the corresponding aryl radicals. Through photo excitation, the redox potential of **B** is significantly decreased thus allowing even the reduction of chloro arenes.<sup>32,39</sup> Addition of the thus formed free aryl radicals to  $B_2pin_2$  gives rise to the borylated product. The boryl radical, generated in the homolytic substitution as a byproduct, likely adds to the 4-PhPy to give **D** contributing to the regeneration of **B**. ET from **B** gives



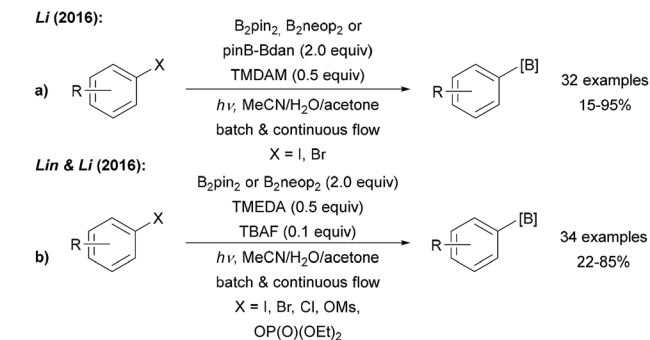


Scheme 7 Pyridine mediated borylation of aryl halides enabled by the formation of electron donors derived from diboron and 4-phenyl pyridine (a and b). Related protocol (c) and mechanism (d and e).

a stabilised boryl radical **D** that dimerises to **E**. By the addition of KOMe, **B** can be regenerated.

A similar process was introduced by Pinet and Pucheault who found that CsF in combination with pyridine upon heating in DMSO also allows preparing boronic esters from aryl iodides and  $B_2pin_2$  (Scheme 7c).<sup>40</sup> Notably, simple pyridine also activates  $B_2pin_2$  for borylation of aryl iodides, as disclosed by Jiao.<sup>31</sup>

**Photolytic C–X bond cleavage.** Aryl radical generation can also be achieved upon irradiation of the corresponding halides. This was applied by Li who showed that aryl bromides and iodides are efficiently borylated using various diboron reagents, a base ( $N,N,N',N'$ -tetramethyldiaminomethane, TMDAM) and a polar protic solvent mixture under irradiation with a high pressure mercury lamp (Scheme 8a).<sup>41</sup> Both batch and flow conditions were applied and the transformation showed broad substrate scope and good functional group tolerance. Later, the method was extended to the borylation of electron rich aryl chlorides, fluorides, mesylates and phosphates (Scheme 8b).<sup>42</sup> The authors provided two different mechanistic proposals, involving either aryl radical formation from the halide *via*

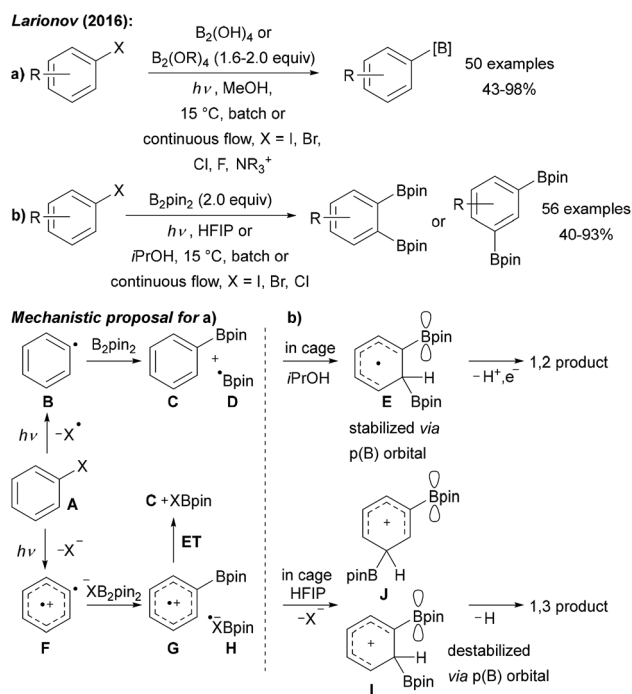


Scheme 8 Light mediated borylation of aryl halides, mesylates and phosphates using various diboron reagents under basic conditions with mixed (a) and symmetric (b) diborons.

photoinduced C–X homolysis or formation of a triplet radical cation *via* C–X heterolysis.

Larionov was first to use the free diboronic acid for aryl radical borylation upon UV (254 nm) irradiation of aryl halides in MeOH (Scheme 9a).<sup>9,43</sup> Along with aryl iodides, bromides, and chlorides also quaternary ammonium salts can be used as formal aryl radical precursors. In contrast to the examples discussed above, no additional base is required. The authors suggested different mechanistic pathways for these transformations as a function of the leaving group at the arene moiety (Scheme 9).

Upon excitation, bromo- and iodoarenes **A** preferably homolyse to give the aryl radicals **B**. However, for fluoroarenes as substrates, heterolysis to a triplet aryl radical cation **F** was



Scheme 9 (a) Borylation of aryl halides using various diboron reagents and initiation by UV (254 nm) irradiation. (b) Solvent dependent diborylation of aryl halides.





suggested to be the preferred pathway (Scheme 9). The aryl radical intermediates are then trapped with diborane or with a Lewis base complexed diborane to give the boronic ester **C** and boryl radical **D**. Radical cation **G** is formed from triplet **F** upon reaction with a  $\text{XB}_2\text{pin}_2$ -adduct anion and **G** is then reduced to **C** by **H**. **D** might be trapped with the Lewis basic solvent to give a radical adduct that either reduces the aryl halide in the ground or excited state to regenerate the aryl radical.<sup>9</sup>

Interestingly, changing the solvent to HFIP (hexafluoro-2-propanol) or *i*PrOH yielded selectively either 1,3- or 1,2-diborylated arenes (Scheme 9b).<sup>44</sup> Two different reaction pathways were suggested to explain this interesting reactivity (Scheme 9a).<sup>44</sup> In isopropanol, the first C–B bond formation occurs *via* the aryl radical **B** to give the boronic ester **C** and the boryl radical **D**. Likely enabled by a cage effect, B-radical **D** then adds to the mono borylated intermediate **C** to give the p(B)-orbital stabilised cyclohexadienyl radical **E** which can undergo deprotonation and oxidation to finally afford the isolated 1,2-addition product. The authors suggested that the very polar HFIP supports a heterolytic pathway to generate a triplet aryl radical cation **F**.<sup>45</sup> Trapping with pre-coordinated  $\text{B}_2\text{pin}_2$  gives the intermediate radical cation **G** that can add to boryl radical anion **H** to generate the intermediate **I** upon release of  $\text{X}^-$ . The p(B)-orbital destabilises this cationic intermediate **I** in case of a 1,2-addition explaining the change in regioselectivity upon switching from *i*PrOH to HFIP. Finally, deprotonation delivers the 1,3-addition product with good regioselectivity.

**Other initiation methods.** Other routes to generate an aryl radical from a halo arene were followed for the preparation of aryl boronic esters. Fu reported a *fac*- $\text{Ir}(\text{ppy})_3$  mediated borylation using visible light irradiation,  $\text{B}_2\text{pin}_2$  and a trialkyl amine in a polar protic solvent mixture (Scheme 10a).<sup>46</sup> Mechanistically, a photoredox cycle in which the excited  $\text{Ir}^{\text{III}}$  complex is used for aryl radical generation was suggested.

The  $\text{Ir}^{\text{III}}$  species gets regenerated from the intermediately formed  $\text{Ir}^{\text{IV}}$  complex by SET-reduction with the trialkyl amine. Alternatively, the  $\text{Ir}^{\text{IV}}$  complex might also be reduced by radical anion **D** in a chain reaction (see Scheme 6). In such a scenario, the Ir-complex would then serve as a smart initiator to start a radical chain reaction.<sup>27</sup> Along these lines, initiation of the chain can also be achieved electrochemically under basic conditions in MeOH, as reported by Mo (Scheme 10b).<sup>47</sup> Borylation of aryl iodides was also realised by Schelter using  $\text{CeCl}_3$  to initiate/mediate the transformation (Scheme 10c).<sup>48</sup> The authors stated that the photo-excited  $[\text{Ce}^{\text{III}}\text{Cl}_6]^{3-}$  is formed in solution under UV light irradiation, which then reduces the aryl halide.

Poisson recently reported a borylation of aryl halides, several vinyl halides and also alkyl halides using a Cu photoredox catalyst with  $\text{B}_2\text{pin}_2$  in the presence of DIPEA ( $\text{Et}_3\text{NiPr}_2$ ) and pyridine.<sup>49</sup> Based on mechanistic studies, ET from a  $\text{Cu}^0$  species to the halide to generate the corresponding C-radical was suggested. The  $\text{Cu}^0$  catalyst is then regenerated *via* reductive quenching of the thus formed photoexcited  $\text{Cu}^{\text{I}}$  complex with DIPEA. As in all these redox catalyst mediated borylations of aryl halides (in particular for iodides), a chain reaction has to be considered where the Cu-species acts as a smart initiator and



**Scheme 10** Photoredox catalyst (a), electro chemistry (b),  $[\text{Ce}^{\text{III}}\text{Cl}_6]^{3-}$  (c) or Cu photoredox catalyst (d),  $\text{L}_1 = \text{DPEphos}$ ,  $\text{L}_2 = \text{DMEGqu}$  mediated borylation of halo arenes.

the reducing radical anion **D** (see Scheme 6) sustains a chain reaction.

Recently, we showed that radical borylation of aryl iodides can readily be achieved under neutral conditions upon blue LED irradiation of the halides in the presence of  $\text{B}_2\text{cat}_2$  in DMF (Scheme 11).<sup>50</sup> Since the catechol boronic esters obtained as primary products are difficult to handle, transesterification with  $\text{Et}_3\text{N}$  and pinacol was conducted. *Via* radical clock experiments, the rate constant for the trapping of an aryl radical with  $\text{B}_2\text{cat}_2$  was measured to be  $7.4 \times 10^7 \text{ M}^{-1} \text{ s}^{-1}$ . For a mechanistic discussion of this interesting transformation we refer to Scheme 14 below.

### 2.3. Decarboxylative borylation ( $\text{sp}^2$ )

Guided by the well-known Barton-PTOC-esters,<sup>51</sup> Glorius reported that *N*-hydroxyphthalimide (NHPI) esters can serve as suitable precursors for aryl radicals in borylation reactions (Scheme 12a).<sup>52</sup> Easily accessible and stable NHPI esters were reacted with  $\text{B}_2\text{pin}_2$  under basic conditions under blue LED irradiation to give various boronic esters in moderate to very good yields. Recently, the same group described the use of aryl 4,4'-difluorobenzophenone oxime esters for photosensitised decarboxylative aryl radical generation.<sup>53</sup> Shang and Fu found that a similar transformation is feasible using *tert*-butyl



**Scheme 11** Metal free radical borylation of aryl iodides using  $\text{B}_2\text{cat}_2$  in DMF under blue LED irradiation.





**Scheme 12** Decarboxylative borylation of NHPI esters using  $B_2pin_2$  under basic conditions and irradiation with blue LEDs (a) or mediated by *tert*-butyl nicotinate ( $X = tBuO_2C$ , (b)). Mechanism (c).

isonicotinate as the activator for  $B_2pin_2$  at 110 °C also enabling the borylation of alkenyl NHPI esters (Scheme 12b).<sup>54</sup>

The suggested mechanism involves coordination of pyridine **A** to  $B_2pin_2$  generating intermediate **B**. For the light mediated process, Stern–Volmer fluorescence quenching studies indicated that initiation proceeds *via* an ET from **B** to the photo-excited NHPI (Scheme 12c).<sup>52</sup> Considering the thermal process, the authors proposed that a dual activation of the diboron is a requirement which is achieved by coordination of the  $B_2pin_2$ /pyridine Lewis acid/base complex with the NHPI ester resulting in intermediate **C**.<sup>54</sup> Intramolecular ET then leads to decarboxylative aryl radical formation and generation of the long-lived radical **D**.<sup>33–37</sup> Subsequent recombination of these radical species yields the corresponding product boronic ester thereby regenerating the pyridine **A**.

#### 2.4. Deoxygenative borylation ( $sp^2$ )

The first deoxygenative borylation *via*  $sp^2$ -hybridised carbon radicals was disclosed recently by Li (Scheme 13). Aryl triflates were successfully borylated in moderate to good yields upon



**Scheme 13** Deoxygenative borylation of aryl triflates under UV irradiation.

treatment with  $B_2pin_2$ , TMDAM (*N,N,N',N'*-tetramethylmethanedi-amine) and NaI under UV (254 nm) irradiation.<sup>55</sup> The authors suggested a mechanism involving light assisted aryl radical generation by ET from the iodide to the triflate followed by C–O bond mesolytic cleavage and subsequent reaction with  $B_2pin_2$ . In analogy, a vinyl triflate was converted to its boronic ester.

### 3. Radical $C(sp^3)$ –B bond formation

As compared to the reaction with aryl radicals, trapping of alkyl radicals with diboron compounds is less efficient and often requires a large excess of the diboron reagent. The trapping of primary alkyl radicals with  $B_2pin_2$  in DMF was reported;<sup>56</sup> however, for the borylation of secondary alkyl radicals under these conditions only trace product formation was achieved. In contrast, diboronic acid reacts rather efficiently with secondary alkyl radicals. Presumably the most powerful reagent for the metal free borylation of alkyl radicals is  $B_2cat_2$  in the presence of a Lewis base (most commonly an amide based solvent), first described by Aggarwal.<sup>57</sup> Even selected tertiary alkyl radicals can be borylated under these conditions.<sup>57,58</sup> Since the catechol boronic esters are difficult to handle, transesterification with  $Et_3N$  and pinacol is usually required. The general mechanism for such alkyl radical borylations with  $B_2cat_2$  is presented in Scheme 14 and specific examples will be discussed in the ensuing chapters. Initiation generates an alkyl radical **A** from a suitable radical precursor with a leaving group (LG), which adds to  $B_2cat_2$  to give an adduct radical **B**. Coordination of the Lewis basic solvent leads to a radical **C** that features a weak B–B one electron  $\sigma$  bond.<sup>13,14</sup> B–B bond cleavage eventually releases product **D** and the Lewis base stabilised radical **E**. DFT studies showed that the highest spin density in **E** is located at the carbon atom of the solvent represented by resonance structure **F**.<sup>50</sup> Atom/group transfer (for iodides, NHPI esters)<sup>50,57</sup> or ET (Katritzky salts)<sup>59,60</sup> then generates the alkyl radical **A** from the starting material **G** sustaining the chain.



**Scheme 14** General mechanism for radical borylations involving alkyl radical trapping with  $B_2cat_2$  in DMF or DMAc.



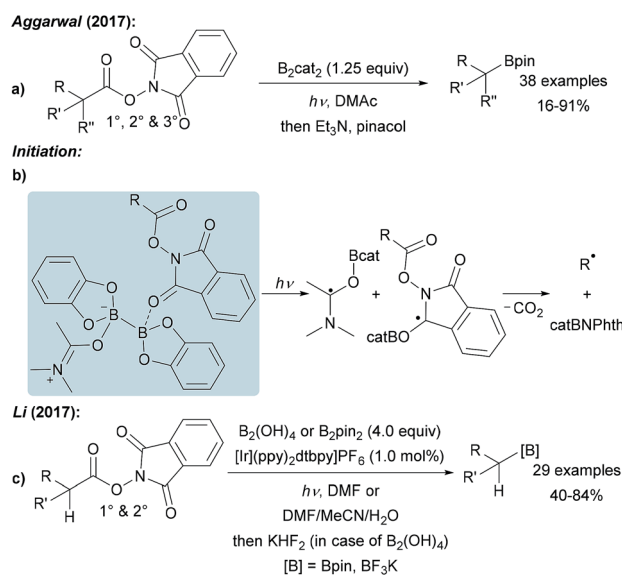
### 3.1. Decarboxylative borylation ( $\text{sp}^3$ )

NHPI esters have been shown to be highly valuable alkyl radical precursors.<sup>61</sup> Along these lines, Aggarwal reported a metal free borylation of alkyl NHPI esters using  $\text{B}_2\text{cat}_2$  in DMAc under blue LED irradiation (Scheme 15a).<sup>57</sup> Due to the mild reaction conditions, the protocol tolerates many functional groups and was successfully applied to the borylation of primary, secondary and selected tertiary carboxylic acid derivatives including natural product and drug derived NHPI esters. The borylation of tertiary alkyl radicals seems to be limited to more reactive strained rigid systems. Mechanistically, this valuable process follows the general picture displayed in Scheme 14 (LG =  $\text{CO}_2\text{NPhth}$ ). Initiation is achieved by dual coordination of DMAc and the NHPI ester to  $\text{B}_2\text{cat}_2$ . Photo-excitation triggers homolysis of the weak B–B bond of this complex followed by decarboxylation leading to the corresponding alkyl radical (Scheme 15b). Phthalimide transfer from the starting material **G** to radical **F** (Scheme 14) and fragmentation of  $\text{CO}_2$  propagate the chain.

NHPI esters were also borylated by Li using a photoredox catalyst,  $\text{B}_2\text{pin}_2$  or  $\text{B}_2(\text{OH})_4$  in DMF or a polar protic solvent mixture under visible light irradiation (Scheme 15c).<sup>56</sup> Alkyl radical generation is achieved by ET from the photo-excited Ir complex to the NHPI ester followed by fragmentation and loss of  $\text{CO}_2$ . C–B bond formation occurs as discussed in Scheme 6. Notably, this protocol represents one of the very few examples of a successful borylation of primary and secondary alkyl radicals with a diboron other than  $\text{B}_2\text{cat}_2$ .

### 3.2. Dehalogenative borylation ( $\text{sp}^3$ )

Our group first reported a mild metal free borylation of primary and secondary alkyl iodides using  $\text{B}_2\text{cat}_2$  in DMF under blue LED irradiation (Scheme 16a).<sup>50</sup> These reactions that show excellent functional group tolerance are very easy to conduct



**Scheme 15** Decarboxylative borylation of alkyl carboxylic ester via the NHPI esters using  $\text{B}_2\text{cat}_2$  under blue LED irradiation (a) or with additional photo redox catalyst and  $\text{B}_2\text{pin}_2/\text{B}_2(\text{OH})_4$  (c). Initiation (b).



**Scheme 16** Metal free radical borylation of alkyl iodides (a) and radical probe experiment (b). Dithiocarbonyl anion enabled borylation of benzyl electrophiles (c) using  $\text{B}_2\text{cat}_2$  in DMF and blue LED irradiation and base mediated borylation of primary alkyl iodides using  $\text{B}_2\text{pin}_2$  (d).

and high yielding. Radical clock experiments using the 5-*exo*-cyclisation of the 5-hexenyl radical<sup>62</sup> revealed that the second order rate constant for the borylation of a primary C-radical with  $\text{B}_2\text{cat}_2$  in DMF is  $3.8 \times 10^6 \text{ M}^{-1} \text{ s}^{-1}$  thus representing a very fast transformation (Scheme 16b). According to DFT calculations, the mechanism follows the general proposal presented in Scheme 14 (LG = I). Initiation of these efficient chain reactions is achieved by photolysis of the starting alkyl halides and iodine atom transfer from **G** to **F** maintains the chain. This protocol was later extended to the borylation of primary benzylic radicals by Melchiorre (Scheme 16c).<sup>63</sup>  $\text{S}_{\text{N}}2$  reaction of a benzylic chloride or bromide with a dithiocarbonyl anion leads to a dithiocarbamate as *in situ* generated benzyl radical precursor. Generation of the benzylic radical is achieved by photolysis of the dithiocarbamate in a non-chain process and borylation occurs as discussed in Scheme 14. The authors suggested an ET from **F** to the thiocarbonyl radical thereby regenerating the dithiocarbonyl anion, which can be used in catalytic amounts (10 mol%).

Very recently, Mo disclosed a metal free borylation of primary alkyl iodides using  $\text{B}_2\text{pin}_2$  under basic conditions at slightly elevated temperature in  $\text{MeOH}/\text{H}_2\text{O}$  via a radical pathway (Scheme 16d).<sup>64</sup> However, for secondary substrates, the use of  $\text{B}_2\text{cat}_2$  was generally necessary.

### 3.3. Deaminative borylation ( $\text{sp}^3$ )

The use of stable Katritzky salts as alkyl radical precursors was recently disclosed using either Ni complexes or photoredox catalysts for ET-induced C-radical generation.<sup>65</sup> The application of such pyridinium salts, that are easily accessible by condensation of alkyl amines with commercial pyrylium salts, in a radical borylation reaction was first reported by Aggarwal





**Scheme 17** Deaminative borylation of primary alkyl amines via Katritzky salts using  $B_2cat_2$  under visible light irradiation (a and b) or thermal initiation assisted by dtbpy (c). Initiation (d).

(Scheme 17a).<sup>59</sup> Treatment of a Katritzky salt with  $B_2cat_2$  in DMF under blue LED irradiation gives the corresponding alkyl boronic ester in moderate to excellent yield. A similar process was also developed by Glorius and both groups suggested a radical chain mechanism as discussed in Scheme 14.<sup>60</sup> Initiation is achieved by light induced intramolecular ET from DMAc coordinated  $B_2cat_2$  to the Katritzky salt (Scheme 17d), assembled in an electron-donor-acceptor (EDA) complex,<sup>66</sup> leading to a dienyl radical and a radical cation. Fragmentation delivers the chain propagating alkyl radical and **E** (Scheme 14). Chain propagation occurs *via* ET from **E** (Scheme 14) to the Katritzky salt. Both groups determined the quantum yield to be significantly larger than 1 ( $\Phi = 7.0$  (ref. 59) – 27.8 (ref. 60)) strongly supporting that the transformation proceeds as a radical chain reaction.

Li and Shi disclosed a related protocol and used the same reagents at elevated temperature in the presence of a catalytic amount of dtbpy (4,4'-di-*tert*-butyl-2,2'-bipyridine, Scheme 17c).<sup>67</sup> The modified protocol was successfully applied to the preparation of various primary and secondary boronic esters. The reaction appeared to be slower in the absence of the bipyridine additive and the authors suggested that dtbpy is involved in the initiation step, assisting the homolysis of  $B_2cat_2$  in DMAc.

### 3.4. Deoxygenative borylation ( $sp^3$ )

Encouraged by previous studies on the borylation of alkyl halides, we decided to search for suitable O-activating groups for the borylation of secondary and tertiary alcohols. Considering secondary alcohols, easily accessible xanthates were chosen and product formation was achieved by using tris(trimethylsilyl)silane (TTMSS) as a chain reducing reagent in combination with  $B_2cat_2$  and AIBN (azobisisobutyronitrile) in DMF at elevated temperature (Scheme 18a).<sup>58</sup> Alternatively, we found that thionocarbamates can be converted into boronic esters with TTMSS and  $B_2cat_2$  in DMF under blue LED irradiation. For the borylation of tertiary alcohols, readily accessed methyl oxalates were chosen as *tert*-alkyl radical precursors.<sup>58,68</sup> Efficient borylation occurred using an Ir-photoredox catalyst and  $B_2cat_2$  in DMF under blue LED irradiation (Scheme 18b). Notably, tertiary propargylic alcohols were converted with complete regioselectivity to the corresponding allenyl boronic esters. A silyl radical mediated non-chain radical process was suggested for the xanthate route. The photoredox cycle for the Ir-catalysed process is presented in Scheme 18c. ET from the photoexcited  $Ir^{III}$  complex to the oxalate ester gives rise to the alkyl radical **A** that is trapped by  $B_2cat_2$  to boronate **D** *via* adduct radicals **B** and **C**. Intermediate radical **E** is then oxidised by the  $Ir^{IV}$  complex, thus regenerating the photoredox catalyst.

### 3.5. Radical carboboration ( $sp^3$ )

Our group recently realised the first radical 1,2-carboboration of unactivated alkenes using  $B_2cat_2$ , various iodides (mostly



**Scheme 18** Radical borylation of secondary (a) and tertiary (b) alcohols *via* its xanthates, thionocarbamates and methyl oxalate esters. Mechanism (c).







Scheme 19 Transition metal free 1,2-carboration of unactivated alkenes (a) and mechanism (b).

perfluoroalkyl iodides) as radical precursors and irradiation with blue LEDs in DMF (Scheme 19a).<sup>14</sup> DFT calculations indicated a radical chain reaction. Upon initiation, the alkyl radical adds regioselectively to the alkene generating a secondary alkyl radical **A**, which is trapped with  $B_2cat_2$  as discussed above in Scheme 14. Addition of DMF induces B–B bond cleavage to provide the 1,2-carboration product **B** along with intermediate **C**. Iodine atom transfer (AT) or ET between the iodide and **C** propagates the chain (Scheme 19b).

### 3.6. Radical borylation via C–C bond cleavage ( $sp^3$ )

The use of cyclobutyl ring opening reactions of imine derivatives for the generation of alkyl radicals was first described by Zard.<sup>69</sup> This methodology was recently utilised in the borylative ring opening of cyclic oxime esters using tetrahydroxydiboron in DMAc to yield the borylated nitriles (Scheme 20).<sup>70</sup> The authors used  $B_2cat_2$  as the trapping reagent under visible light irradiation and suggested an initiation sequence according to the proposal of Aggarwal.<sup>57</sup> Reductive N–O bond cleavage provides the ring-strained iminyl radical which fragments to the corresponding alkyl radical that is eventually trapped by the diboron to give the targeted distally borylated nitrile.

## 4. Transition metal assisted borylation ( $sp^2$ & $sp^3$ )

$Cu^I$  and  $Ni^I$  catalysed/mediated borylations of aryl halides, alkyl halides and alkyl NHPI esters have been studied extensively in the past. Along these lines, Zn, Fe, Mn, Co-mediated processes have also been reported. Most of these transformations use



Scheme 20 Transition metal free borylation of cycloketone oxime esters.

a diboron reagent in combination with a strong base for its activation and often radical probe experiments were conducted to prove the radical nature of these borylations. The key C–B bond forming step is usually achieved by a metal–boron species as a radical trapping reagent that is generated *in situ* from the diboron reagent. As for the metal free borylations, a general mechanism can be suggested for the Ni/Cu-catalysed transformations (Scheme 21).

Alkyl/aryl halides and NHPI esters are known to be reduced by low-valent transition metal complexes to generate C-radical intermediates.<sup>71</sup> Regarding the borylation, the  $M^I$  complex **A** first undergoes ligand exchange with  $B_2pin_2$ , activated by a strong base, resulting in a metal boron complex **B**. ET from **B** to the halide or NHPI ester results in an alkyl radical and a persistent metal species **C**.<sup>38,72</sup> For the following radical-metal crossover two pathways have to be considered. For the Ni-catalysed cascade, the C-radical will be trapped by complex **C** to afford the  $Ni^{III}$  complex **D**, which undergoes reductive elimination (RE) to **A** releasing the product boronic ester **E**.<sup>73</sup> Considering the Cu-process, **C** likely undergoes an outer-sphere ligand transfer to directly give product boronate **E** under regeneration of the  $Cu^I$  complex **A**, albeit formation of a  $Cu^{III}$  species in analogy to the Ni-process cannot be fully ruled out.<sup>38,74</sup>

### 4.1. NHPI esters (Ni, Cu)

The Baran group showed that alkyl NHPI esters can be transformed to alkyl boronic esters in a Ni catalysed reaction using  $B_2pin_2$  (precomplexed with MeLi) in THF/DMF (Scheme 22).<sup>75</sup> Even though the authors did not comment on the mechanism in this initial study, alkyl radicals are likely involved since NHPI esters are easily SET-reduced.<sup>61</sup> The key C–B bond formation is likely mediated by a Ni species since the trapping of secondary alkyl radicals with  $B_2pin_2$  is known to be inefficient (see Chapter 6). This approach was recently further extended applying Cu-catalysis. The NHPI esters were borylated using  $Cu(acac)_2$ , a large excess of  $LiOH \cdot H_2O$ ,  $MgCl_2$  and  $B_2pin_2$  in dioxane/DMF.<sup>76</sup> Various NHPI esters derived from primary, secondary and tertiary carboxylic acid including natural products and drugs could be transformed by using this protocol and in most cases the Cu-process outperformed the Ni-process.



Scheme 21 Proposed mechanism for the borylation of alkyl halides, sulfonates and NHPI esters using  $Cu^I$  or  $Ni^I$  salts under basic conditions.





**Scheme 22** Ni catalysed decarboxylative borylation of various NHPI esters (ligand = 4-4'-dimethoxy-2-2'-bipyridine).

## 4.2. Alkyl halides (Cu)

Steel, Marder and Liu described a Cu catalysed borylation of primary and secondary halides and tosylates using CuI, a phosphine ligand and a lithium alcoholate as the activator for B<sub>2</sub>pin<sub>2</sub> (Scheme 23a).<sup>77</sup> An analogous process was reported by Ito who used CuCl, xantphos and KOtBu for the same transformation (Scheme 23b).<sup>78</sup>

**Steel, Marder & Liu (2012):**



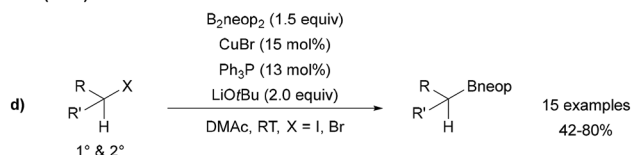
**Ito (2012):**



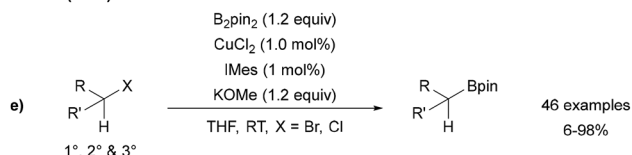
**Chung (2014):**



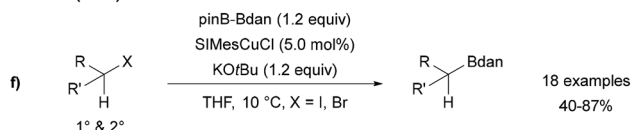
**Lou (2016):**



**Marder (2016):**



**Yoshida (2017):**



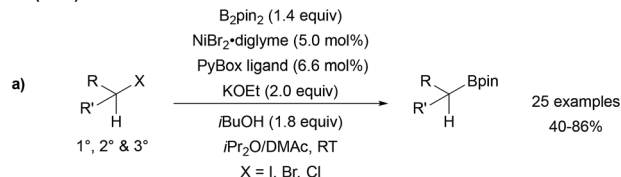
**Scheme 23** Cu catalysed borylation of alkyl halides using B<sub>2</sub>pin<sub>2</sub> (a, b, c and e), B<sub>2</sub>neop<sub>2</sub> (d) and pinB-Bdan (f).

Cu nanoparticles have been applied to the borylation of alkyl bromides by Chung (Scheme 23c).<sup>79</sup> Furthermore, Lou showed that this catalytic system is also applicable to the borylation of halides using B<sub>2</sub>neop<sub>2</sub> as the boron source (Scheme 23d).<sup>80</sup> As an alternative catalyst system, CuBr<sub>2</sub> with a NHC ligand was introduced for the efficient borylation of alkyl bromides and chlorides (Scheme 23e),<sup>81</sup> and Yoshida used an Cu<sup>I</sup> NHC complex in combination with a mixed diboron reagent (pinB-Bdan) for the introduction of the Bdan-moiety (Scheme 23f). In the latter study, the authors also presented the borylation of aryl and vinyl halides using this asymmetric diboron reagent and a Cu<sup>I</sup> phosphine complex.<sup>82</sup> Of note, all of these Cu-protocols do not allow borylation of tertiary alkyl halides (except adamantyl iodide leading to the reactive adamantyl radical).

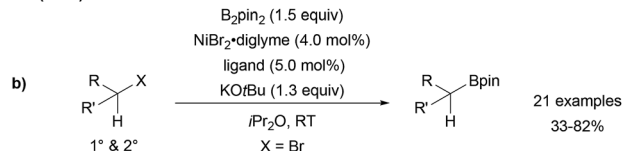
## 4.3. Alkyl halides (Ni, Fe, Mn, Zn)

Fu reported a very efficient Ni catalysed radical borylation of alkyl halides using NiBr<sub>2</sub> and a PyBox ligand.<sup>83</sup> Importantly, this catalyst system can also be used for the borylation of tertiary alkyl halides (Scheme 24a). The reaction was suggested to proceed according to the general mechanism discussed in Scheme 21. A similar protocol for the borylation of alkyl halides

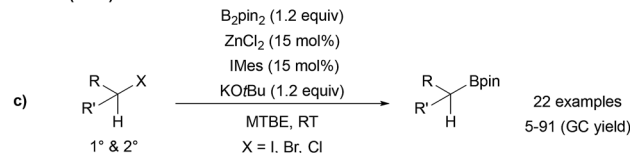
**Fu (2012):**



**Liu (2012):**



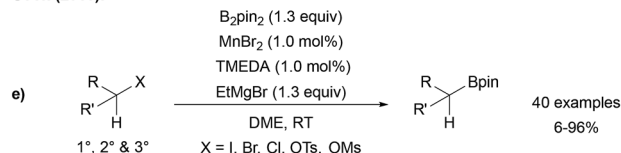
**Marder (2014):**



**Cook (2014):**



**Cook (2016):**



**Scheme 24** Ni (a and b), Zn (c), Fe (d) and Mn (e) mediated borylation of alkyl halides.



was developed by Liu (Scheme 24b),<sup>84</sup> and Marder reported a Zn<sup>II</sup> NHC catalysed borylation of alkyl halides (Scheme 24c).<sup>85</sup>

Cyclisation/ring opening experiments revealed a radical based mechanism. Cook disclosed both Fe<sup>III</sup> and Mn<sup>II</sup> catalysed alkyl halide borylations which are also applicable to the preparation of tertiary alkyl boronates (Scheme 24d and e).<sup>86</sup>

Comparable results with lower Fe catalyst loadings were described by Bedford.<sup>87,88</sup> Considering the Mn-catalysed transformation, cyclisation experiments as radical probes revealed that uncyclised borylated products were formed exclusively at 0 °C. However, at 65 °C mostly cyclised boronic esters were obtained indicating the radical nature of the reaction under the latter conditions.

In contrast to the Ni, Mn and Fe catalysed processes, tertiary alkyl halides except adamantyl iodide did not engage in this reaction. It remains unclear, whether the active boron trapping reagent is a metal–boron species or the free KOtBu-activated diboron reagent.

#### 4.4. Ring opening of cyclic peroxides

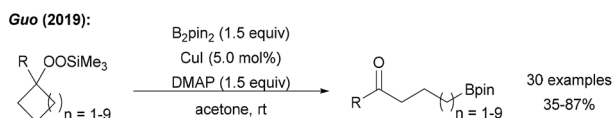
Guo reported a borylation of cycloalkylsilyl peroxides using a Cu catalyst system with B<sub>2</sub>pin<sub>2</sub> to yield the corresponding ketones (Scheme 25).<sup>89</sup> In the key step, reductively generated tertiary alkoxy radicals readily undergo ring opening to give a primary alkyl radical that is trapped with a Cu–B complex.

#### 4.5. Borylation of alkyl halides with concomitant cyclisation

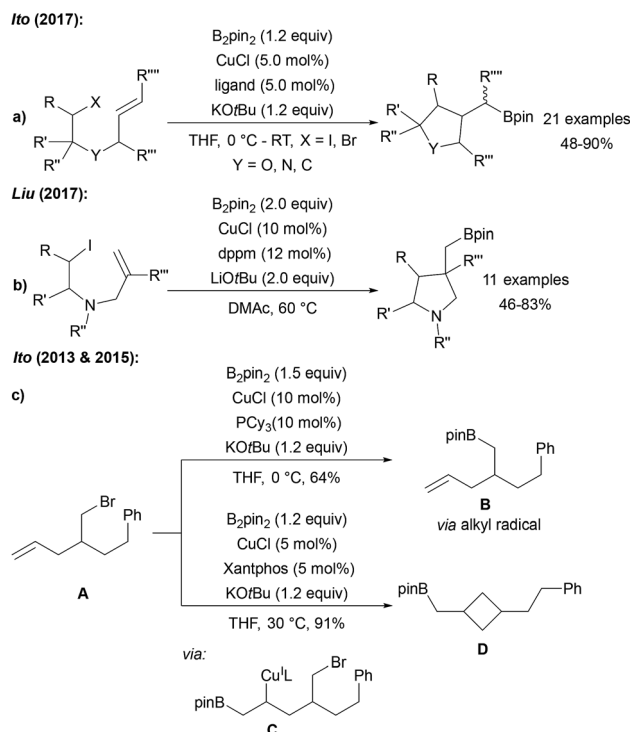
Ito reported the stereo and chemo selective radical cyclisation/borylation using B<sub>2</sub>pin<sub>2</sub>, CuCl, a phosphine or phenanthroline ligand and KOtBu (Scheme 26a).<sup>74</sup> Shortly thereafter, comparable results were described by Liu (Scheme 26b).<sup>90</sup> The cyclisation is a typical signature of a radical transformation. During the investigations on the cyclising borylation towards the synthesis of 3–5 membered rings or the borylation of alkyl bromides bearing terminal alkenes, Ito found that the reaction mechanism changes upon varying the ligand structure and overall reaction conditions.<sup>91</sup> Hence, reaction of the alkyl bromide **A** with the CuCl/PCy<sub>3</sub> system provided the borylation product **B** via a primary alkyl radical intermediate (Scheme 26c). However, with CuCl/xantphos as catalyst, **A** first undergoes a boro cupration to **C** followed by cyclisation to **D** in a non-radical pathway.

#### 4.6. Aryl halides

Niwa and Hosoya disclosed a Cu catalysed *ipso*-borylation of fluoroarenes using a Cu<sup>I</sup> phosphine complex, B<sub>2</sub>pin<sub>2</sub> and CsF in toluene at elevated temperature (Scheme 27a).<sup>92</sup> Despite the fact

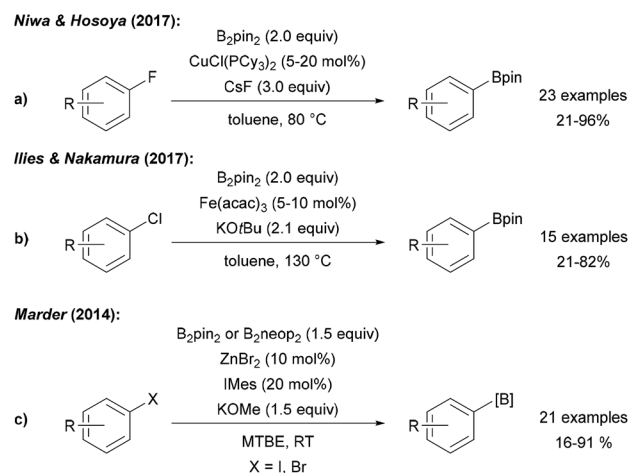


**Scheme 25** Cu catalysed borylative ring opening of cycloalkylsilyl peroxides.



**Scheme 26** Cu mediated borylative cyclisation of alkyl halides with B<sub>2</sub>pin<sub>2</sub> (ligand = PCy<sub>3</sub>, BPhen, (2-hydroxyphenyl)diphenylphosphine) via radical pathways (a and b). Non-radical boro-cupration (c).

that attempted cyclising borylation failed, the authors proposed a radical type mechanism for this transformation that does not proceed via a free aryl radical. In the initiation step, the fluoroarene is reduced to the radical anion by a Cu<sup>I</sup>–Bpin species. Nucleophilic substitution of the fluoride in the radical anion with Cu<sup>I</sup>–Bpin gives the Cu<sup>I</sup>–F complex and the aryl boronic ester radical anion that undergoes ET to the fluoroarene to provide the product ester thereby propagating the chain. The



**Scheme 27** Cu<sup>I</sup> initiated radical substitution of fluoro arenes (a), Fe mediated borylation of aryl chlorides (b) and Zn mediated synthesis of aryl boronates from aryl halides (c).



$\text{Cu}^{\text{I}}$  boryl species is regenerated from the  $\text{Cu}^{\text{I}}\text{-F}$  complex *via* ligand exchange with  $\text{B}_2\text{pin}_2$ .

A protocol for the borylation of aryl chlorides with  $\text{Fe}(\text{acac})_3/\text{KOtBu}$  at elevated temperature was reported by Nakamura (Scheme 27b).<sup>93</sup> It was suggested that borylation proceeds *via* oxidative addition of the aryl chloride to an anionic  $\text{Fe}^{\text{II}}\text{-Bpin}$  species leading to a  $\text{Fe}^{\text{IV}}$  aryl complex which is in resonance with a  $\text{Fe}^{\text{III}}\text{-Bpin}$  coupled aryl radical. B-group transfer to this aryl radical eventually gives the product boronic ester. Marder disclosed a Zn NHC complex catalysed borylation of aryl iodides and bromides using KOMe and  $\text{B}_2\text{pin}_2/\text{B}_2\text{neop}_2$  at room temperature (Scheme 27c).<sup>94</sup> Based on successful cyclisation experiments, a radical mechanism was considered. It was further described that several aryl halides can be dually C-X and C-H borylated utilising  $\text{B}_2\text{pin}_2$ ,  $\text{ZnCl}_2$ , a bipyridine ligand and KOMe at elevated temperature in MTBE. Reaction *via* the free aryne was ruled out and a radical mechanism featuring a Zn stabilised ligand radical anion that facilitates the diborylation *via* a base mediated nucleophilic substitution was suggested.<sup>95</sup> Co catalysed borylation of halides, sulfonates and diazo compounds was developed by Hu and Huang using  $\text{B}_2\text{pin}_2$ , KOMe and a  $\text{Co}^{\text{II}}$  complex. These transformations proceed at elevated temperature in MTBE. Reduction of the  $\text{Co}^{\text{II}}$  complex with MeLi leads to the active Co species that mediates the borylation and aryl boronates were obtained in moderate to good yields. Even though the authors did not provide a clear mechanistic picture, a radical chain process that is initiated by ET from an intermediately generated  $\text{Co}^{\text{I}}$  species is feasible.<sup>30</sup>

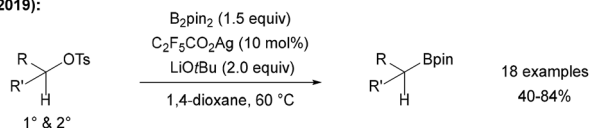
#### 4.7. Ag mediated deoxygenative borylation

Fu recently reported a radical borylation of primary and secondary alkyl tosylates using  $\text{B}_2\text{pin}_2$ ,  $\text{LiOtBu}$  and catalytic quantities of  $\text{C}_2\text{F}_5\text{CO}_2\text{Ag}$  in 1,4-dioxane at slightly elevated temperature (Scheme 28).<sup>96</sup> The authors suggested that alkyl radical generation is achieved by ET from an *in situ* generated  $\text{Ag}^0$  species to the tosylate. C-radical borylation then occurs by the alcoholate/ $\text{B}_2\text{pin}_2$  adduct.

## 5. Addition of boryl radicals to alkenes and alkynes

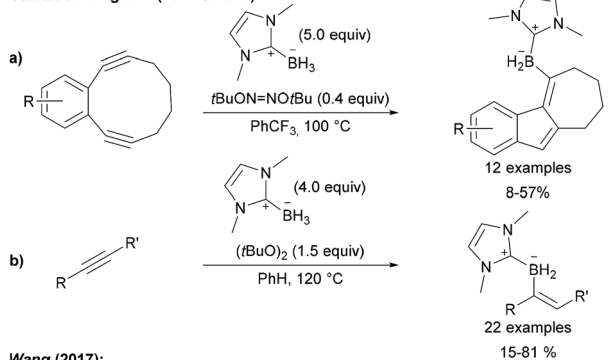
Recently, it was discovered that NHC boranes engage in hydrogen atom transfer reactions ( $k = 4 \times 10^4 \text{ M}^{-1} \text{ s}^{-1}$  for reduction of secondary alkyl radicals) and can be utilised as reducing reagents in radical chain reactions.<sup>97</sup> As compared to the reactions discussed in the previous chapters, the addition of a boryl radical to a  $\text{C}=\text{C}$  bond represents a fundamentally

Fu (2019):

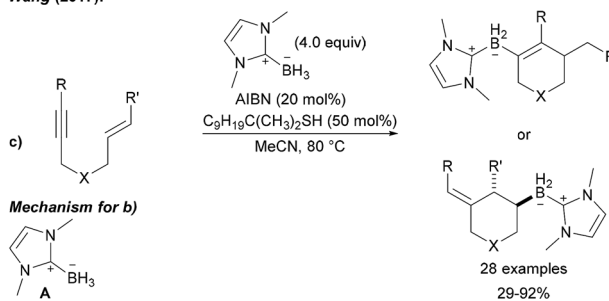


Scheme 28 Ag-mediated radical borylation of alkyl tosylates using  $\text{B}_2\text{pin}_2$ .

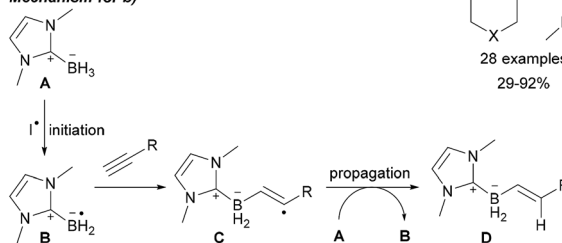
Curran & Taniguchi (2017 & 2018):



Wang (2017):



Mechanism for b)



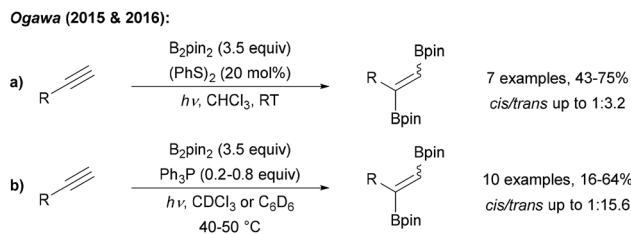
Scheme 29 Radical C-B bond formation by intermolecular addition of NHC boryl radicals to alkynes and alkenes. Transannular cyclisation (a), alkyne (b) and enyne (c) hydroboration. Mechanism (d).

different approach to radical C-B bond formation. Initially, NHC boryl radicals were used as initiators in radical polymerisation reactions.<sup>98</sup>

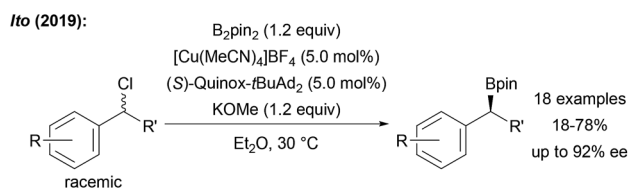
This C-B bond forming strategy was later also applied to the preparation of low molecular weight compounds (Scheme 29). Curran and Taniguchi first reported the radical *5-endo-dig* cyclisation of diynes with NHC boranes providing tricyclic borylated products (Scheme 29a).<sup>99</sup> Further studies led to the successful use of NHC boryl radicals for the *trans* selective hydroboration of alkynes (Scheme 29b).<sup>100</sup>

Furthermore, Wang disclosed a borylation/cyclisation cascade of 1,6-enynes using NHC boranes as boryl radical precursors (Scheme 29c).<sup>101</sup> Depending on the substitution pattern, the boryl radical can either first add to the alkyne or to the alkene leading to two different cyclisation products. The mechanism of these chain reactions involves initiation by hydrogen atom transfer from the NHC borane A to a carbon or O-centred radical derived from the initiator (AIBN, DTBP (di-*tert*-butyl peroxide), DTHN (di-*tert*-butyl hyponitrite)) resulting in the boryl radical B (Scheme 29). Addition of B to the alkyne gives the adduct radical C which is reduced by A thus regenerating B to propagate the chain. As shown in Scheme 29a and b, the adduct radical C can first undergo a cyclisation reaction prior to being reduced with the NHC borane A providing the product of a hydroboration with concomitant cyclisation,





**Scheme 30** Radical C–B bond formation by addition of boryl radicals to alkynes with disulfides (a) and phosphines (b).



**Scheme 31** First asymmetric borylation of benzylic chlorides using  $B_2pin_2$  and a chiral  $Cu^I$  complex.

a reaction that is not possible using classical hydroboration documenting the potential and complementarity of the radical approach.

Ogawa found that radical 1,2-diborylation of alkynes can be achieved upon irradiation of a terminal alkyne,  $B_2pin_2$  and diphenyl disulfide with UV light (Scheme 30a).<sup>102</sup> The authors suggested that disulfide acts as a catalyst for this transformation, but the exact mechanism is not yet understood. However, EPR experiments supported that the diborylation proceeds *via* a radical process. *Trans* selectivity could be improved by using  $Ph_3P$  as a mediator for this transformation (Scheme 30b).<sup>103</sup>

## 6. Summary & outlook

Over the last decade, radical chemistry has offered novel routes towards synthetically highly valuable aryl and alkyl boronates. The radical strategies are complementary to existing approaches for the preparation of the target compound classes. Reactions are generally conducted under very mild conditions and show high functional group tolerance. Thanks to the radical approach, C–B bond formation can be combined with other typical radical reactions such as cyclisation.

As highlighted in this perspective, many challenging transformations have been accomplished and good mechanistic understanding of these processes has been acquired over the years. The diborons used in these radical borylation reactions as C-radical trapping reagents are commercially available. For reactive aryl radicals, borylation does not require the assistance of any transition metal. However, the trapping of less reactive alkyl radicals (in particular tertiary alkyl radicals) with diborons is not efficient and C–B bond formation is usually mediated by a transition metal. In that regard,  $B_2cat_2$  is an exception and reacts efficiently with various alkyl radicals under transition metal free conditions.

Since C–B bond formation in these transformations generally proceeds *via* free C-radicals, various radical precursors can be considered in these transformations. Along with the “classical” alkyl/aryl halides also activated carboxylic acids, amines and alcohols have become eligible substrates following the radical approach. Since acids, alcohols and amines are highly abundant and feedstock chemicals, the radical borylation has contributed to sustainable chemistry.

Despite the great recent achievements in this field, there are still various problems to be solved in future. The borylation of non prefunctionalised substrates using a stoichiometric amount of a cheap boron reagent in nontoxic solvents at room temperature is desirable. The synthesis of tertiary boronates *via* free radicals is still challenging with only a few examples reported so far. One obvious drawback of most of the protocols discussed in this perspective is that the starting materials have to be prepared (halides, NHPI esters, oxalates, Katritzky salts) lowering the atom economy of the overall process. In that regard, methods for the direct borylation of unactivated  $C(sp^3)$ –H bonds are interesting.<sup>104</sup> Considering selective inter- or intramolecular hydrogen atom transfer reactions, which have been widely applied to  $C(sp^3)$ –H functionalisation,<sup>105</sup> radical chemistry should provide an answer to this task.

Furthermore, the metal free borylation of secondary and tertiary alkyl radicals remains rather inefficient, often requiring an excess of the diboron reagent of which only half of the boron atoms are transferred. Therefore, more efficient catalysts and novel boron reagents are needed. A great challenge is the enantioselective radical borylation. While the metal free variants will likely never offer a general solution to this particular problem, metal-mediated enantioselective radical C–B formation should be feasible. Indeed, during the preparation of this perspective, Ito disclosed first examples on the asymmetric radical borylation of various racemic benzyl chlorides by using  $B_2pin_2$  in combination with a chiral  $Cu^I$  complex (Scheme 31).<sup>106</sup>

Considering the many top research teams that are worldwide active in this growing and competitive field it is likely that many of the problems defined above will be solved in the near future.

## Conflicts of interest

There are no conflicts to declare.

## Acknowledgements

We thank the European Research Council (ERC Advanced Grant agreement no. 692640) for financial support.

## References

- (a) N. Miyaura and A. Suzuki, *Chem. Rev.*, 1995, **95**, 2457–2483; (b) V. Polshettiwar, A. Decottignies, C. Len and A. Fihri, *ChemSusChem*, 2010, **3**, 502–522; (c) A. Fihri, M. Bouhrara, B. Nekoueishahraki, J.-M. Basset and V. Polshettiwar, *Chem. Soc. Rev.*, 2011, **40**, 5181–5203; (d) F.-S. Han, *Chem. Soc. Rev.*, 2013, **42**, 5270–5298; (e)



- S. E. Hooshmand, B. Heidari, R. Sedghi and R. S. Varma, *Green Chem.*, 2019, **21**, 381–405.
- 2 J. X. Qiao and P. Y. S. Lam, in *Boronic acids. Preparation and applications in organic synthesis, medicine and materials*, ed. D. G. Hall, WILEY-VCH, Weinheim, 2nd edn, 2011, vol. 37, pp. 315–361.
- 3 C. Sandford and V. K. Aggarwal, *Chem. Commun.*, 2017, **53**, 5481–5494.
- 4 *Boronic acids. Preparation and applications in organic synthesis, medicine and materials*, ed. D. G. Hall, WILEY-VCH, Weinheim, 2nd edn, 2011.
- 5 (a) H. S. Ban and H. Nakamura, *Chem. Rec.*, 2015, **15**, 616–635; (b) D. B. Diaz and A. K. Yudin, *Nat. Chem.*, 2017, **9**, 731–742.
- 6 E. C. Neeve, S. J. Geier, I. A. I. Mkhaliid, S. A. Westcott and T. B. Marder, *Chem. Rev.*, 2016, **116**, 9091–9161.
- 7 J. W. B. Fyfe and A. J. B. Watson, *Chem.*, 2017, **3**, 31–55.
- 8 (a) F. Mo, D. Qiu, Y. Zhang and J. Wang, *Acc. Chem. Res.*, 2018, **51**, 496–506; (b) G. Yan, D. Huang and X. Wu, *Adv. Synth. Catal.*, 2018, **360**, 1040–1053.
- 9 A. M. Mfuh, J. D. Doyle, B. Chhetri, H. D. Arman and O. V. Larionov, *J. Am. Chem. Soc.*, 2016, **138**, 2985–2988.
- 10 F. Mo, Y. Jiang, D. Qiu, Y. Zhang and J. Wang, *Angew. Chem., Int. Ed.*, 2010, **49**, 1846–1849.
- 11 (a) D. Qiu, L. Jin, Z. Zheng, H. Meng, F. Mo, X. Wang, Y. Zhang and J. Wang, *J. Org. Chem.*, 2013, **78**, 1923–1933; (b) D. Qiu, H. Meng, L. Jin, S. Tang, S. Wang, F. Mo, Y. Zhang and J. Wang, *Org. Synth.*, 2014, **91**, 106–115; (c) D. Qiu, Y. Zhang and J. Wang, *Org. Chem. Front.*, 2014, **1**, 422–425.
- 12 S. Pietsch, E. C. Neeve, D. C. Apperley, R. Bertermann, F. Mo, D. Qiu, M. S. Cheung, L. Dang, J. Wang, U. Radius, Z. Lin, C. Kleeberg and T. B. Marder, *Chem.–Eur. J.*, 2015, **21**, 7082–7098.
- 13 W. J. Grigsby and P. Power, *Chem.–Eur. J.*, 1997, **3**, 368–375.
- 14 Y. Cheng, C. Mück-Lichtenfeld and A. Studer, *J. Am. Chem. Soc.*, 2018, **140**, 6221–6225.
- 15 C.-J. Zhao, D. Xue, Z.-H. Jia, C. Wang and J. Xiao, *Synlett*, 2014, **25**, 1577–1584.
- 16 C. Zhu and M. Yamane, *Org. Lett.*, 2012, **14**, 4560–4563.
- 17 J. Yu, L. Zhang and G. Yan, *Adv. Synth. Catal.*, 2012, **354**, 2625–2628.
- 18 S. Ahammed, S. Nandi, D. Kundu and B. C. Ranu, *Tetrahedron Lett.*, 2016, **57**, 1551–1554.
- 19 J. G. Hernández, *Beilstein J. Org. Chem.*, 2017, **13**, 1463–1469.
- 20 H. B. Chandrashekar, A. Maji, G. Halder, S. Banerjee, S. Bhattacharyya and D. Maiti, *Chem. Commun.*, 2019, **55**, 6201–6204.
- 21 L. D. Marciasini, M. Vaultier and M. Pucheault, *Tetrahedron Lett.*, 2014, **55**, 1702–1705.
- 22 X. Qi, L. -B. Jiang, C. Zhou, J. -B. Peng and X. -F. Wu, *ChemistryOpen*, 2017, **6**, 345–349.
- 23 (a) W. Erb, M. Albini, J. Rouden and J. Blanchet, 2014, **79**, 10568–10580; (b) W. Erb, A. Hellal, M. Albini, J. Rouden and J. Blanchet, *Chem.–Eur. J.*, 2014, **20**, 6608–6612.
- 24 X. Qi, H.-P. Li, J.-B. Peng and X.-F. Wu, *Tetrahedron Lett.*, 2017, **58**, 3851–3853.
- 25 Y. Xu, X. Yang and H. Fang, *J. Org. Chem.*, 2018, **83**, 12831–12837.
- 26 M. Teders, A. Gómez-Suárez, L. Pitzer, M. N. Hopkinson and F. Glorius, *Angew. Chem., Int. Ed.*, 2017, **56**, 902–906.
- 27 A. Studer and D. P. Curran, *Angew. Chem., Int. Ed.*, 2016, **55**, 58–102.
- 28 J. Zhang, H.-H. Wu and J. Zhang, *Eur. J. Org. Chem.*, 2013, **2013**, 6263–6266.
- 29 C. Kleeberg, L. Dang, Z. Lin and T. B. Marder, *Angew. Chem., Int. Ed.*, 2009, **48**, 5350–5354.
- 30 W. Yao, H. Fang, S. Peng, H. Wen, L. Zhang, A. Hu and Z. Huang, *Organometallics*, 2016, **35**, 1559–1564.
- 31 L. Zhang and L. Jiao, *J. Am. Chem. Soc.*, 2017, **139**, 607–610.
- 32 L. Zhang and L. Jiao, *J. Am. Chem. Soc.*, 2019, **141**, 9124–9128.
- 33 D. Chen, L. Xu, T. Long, S. Zhu, J. Yang and L. Chu, *Chem. Sci.*, 2018, **9**, 9012–9017.
- 34 G. Wang, H. Zhang, J. Zhao, W. Li, J. Cao, C. Zhu and S. Li, *Angew. Chem., Int. Ed.*, 2016, **55**, 5985–5989.
- 35 G. Wang, J. Cao, L. Gao, W. Chen, W. Huang, X. Cheng and S. Li, *J. Am. Chem. Soc.*, 2017, **139**, 3904–3910.
- 36 J. Cao, G. Wang, L. Gao, X. Cheng and S. Li, *Chem. Sci.*, 2018, **9**, 3664–3671.
- 37 J. Cao, G. Wang, L. Gao, H. Chen, X. Liu, X. Cheng and S. Li, *Chem. Sci.*, 2019, **10**, 2767–2772.
- 38 D. Leifert and A. Studer, *Angew. Chem., Int. Ed.*, 2019, **58**, DOI: 10.1002/anie.201903726.
- 39 L. Zhang and L. Jiao, *Chem. Sci.*, 2018, **9**, 2711–2722.
- 40 S. Pinet, V. Liautard, M. Debiais and M. Pucheault, *Synthesis*, 2017, **49**, 4759–4768.
- 41 K. Chen, S. Zhang, P. He and P. Li, *Chem. Sci.*, 2016, **7**, 3676–3680.
- 42 K. Chen, M. S. Cheung, Z. Lin and P. Li, *Org. Chem. Front.*, 2016, **3**, 875–879.
- 43 A. M. Mfuh, B. D. Schneider, W. Cruces and O. V. Larionov, *Nat. Protoc.*, 2017, **12**, 604–610.
- 44 A. M. Mfuh, V. T. Nguyen, B. Chhetri, J. E. Burch, J. D. Doyle, V. N. Nesterov, H. D. Arman and O. V. Larionov, *J. Am. Chem. Soc.*, 2016, **138**, 8408–8411.
- 45 (a) L. Ebersson, M. P. Hartshorn, O. Persson and F. Radner, *Chem. Commun.*, 1996, 2105; (b) M. Fagnoni and A. Albini, *Acc. Chem. Res.*, 2005, **38**, 713–721.
- 46 M. Jiang, H. Yang and H. Fu, *Org. Lett.*, 2016, **18**, 5248–5251.
- 47 J. Hong, Q. Liu, F. Li, G. Bai, G. Liu, M. Li, O. S. Nayal, X. Fu and F. Mo, *Chin. J. Chem.*, 2019, **37**, 347–351.
- 48 Y. Qiao, Q. Yang and E. J. Schelter, *Angew. Chem., Int. Ed.*, 2018, **57**, 10999–11003.
- 49 A. Nitelet, D. Thevenet, B. Schiavi, C. Hardouin, J. Fournier, R. Tamion, X. Pannecoucke, P. Jubault and T. Poisson, *Chem.–Eur. J.*, 2019, **25**, 3262–3266.
- 50 Y. Cheng, C. Mück-Lichtenfeld and A. Studer, *Angew. Chem., Int. Ed.*, 2018, **57**, 16832–16836.
- 51 (a) D. H. R. Barton, B. Lacher and S. Z. Zard, *Tetrahedron Lett.*, 1985, **26**, 5939–5942; (b) D. H. R. Barton, B. Lacher and S. Z. Zard, *Tetrahedron*, 1987, **43**, 4321–4328.



- 52 L. Candish, M. Teders and F. Glorius, *J. Am. Chem. Soc.*, 2017, **139**, 7440–7443.
- 53 T. Patra, S. Mukherjee, J. Ma, F. Strieth-Kalthoff and F. Glorius, *Angew. Chem., Int. Ed.*, 2019, **58**, 10514–10520.
- 54 W.-M. Cheng, R. Shang, B. Zhao, W.-L. Xing and Y. Fu, *Org. Lett.*, 2017, **19**, 4291–4294.
- 55 W. Liu, X. Yang, Y. Gao and C.-J. Li, *J. Am. Chem. Soc.*, 2017, **139**, 8621–8627.
- 56 D. Hu, L. Wang and P. Li, *Org. Lett.*, 2017, **19**, 2770–2773.
- 57 A. Fawcett, J. Pradeilles, Y. Wang, T. Mutsuga, E. L. Myers and V. K. Aggarwal, *Science*, 2017, **357**, 283–286.
- 58 F. W. Friese and A. Studer, *Angew. Chem., Int. Ed.*, 2019, **58**, 9561–9564.
- 59 J. Wu, L. He, A. Noble and V. K. Aggarwal, *J. Am. Chem. Soc.*, 2018, **140**, 10700–10704.
- 60 F. Sandfort, F. Strieth-Kalthoff, F. J. R. Klauck, M. J. James and F. Glorius, *Chem.–Eur. J.*, 2018, **24**, 17210–17214.
- 61 S. Murarka, *Adv. Synth. Catal.*, 2018, **360**, 1735–1753.
- 62 M. Newcomb, *Tetrahedron*, 1993, **49**, 1151–1176.
- 63 D. Mazzarella, G. Magagnano, B. Schweitzer-Chaput and P. Melchiorre, *ACS Catal.*, 2019, 5876–5880.
- 64 Q. Liu, J. Hong, B. Sun, G. Bai, F. Li, G. Liu, Y. Yang and F. Mo, *Org. Lett.*, 2019, **21**, DOI: 10.1021/acs.orglett.9b01951.
- 65 (a) C. H. Basch, J. Liao, J. Xu, J. J. Piane and M. P. Watson, *J. Am. Chem. Soc.*, 2017, **139**, 5313–5316; (b) W. Guan, J. Liao and M. P. Watson, *Synthesis*, 2018, **50**, 3231–3237; (c) J. Liao, W. Guan, B. P. Boscoe, J. W. Tucker, J. W. Tomlin, M. R. Garnsey and M. P. Watson, *Org. Lett.*, 2018, **20**, 3030–3033; (d) F. J. R. Klauck, M. J. James and F. Glorius, *Angew. Chem., Int. Ed.*, 2017, **56**, 12336–12339; (e) Z.-F. Zhu, M.-M. Zhang and F. Liu, *Org. Biomol. Chem.*, 2019, **17**, 1531–1534.
- 66 S. V. Rosokha and J. K. Kochi, *Acc. Chem. Res.*, 2008, **41**, 641–653.
- 67 J. Hu, G. Wang, S. Li and Z. Shi, *Angew. Chem., Int. Ed.*, 2018, **57**, 15227–15231.
- 68 (a) D. Rackl, V. Kais, E. Lutsker and A. O. Reiser, *Eur. J. Org. Chem.*, 2017, **2017**, 2130–2138; (b) Y. Ye, H. Chen, J. L. Sessler and H. Gong, *J. Am. Chem. Soc.*, 2019, **141**, 820–824.
- 69 J. Boivin, E. Fouquet and S. Z. Zard, *J. Am. Chem. Soc.*, 1991, **113**, 1055–1057.
- 70 J.-J. Zhang, X.-H. Duan, Y. Wu, J.-C. Yang and L.-N. Guo, *Chem. Sci.*, 2019, **10**, 161–166.
- 71 (a) T. T. Tsou and J. K. Kochi, *J. Am. Chem. Soc.*, 1979, **101**, 6319–6332; (b) A. Rudolph and M. Lautens, *Angew. Chem., Int. Ed.*, 2009, **48**, 2656–2670.
- 72 H. Xu, C. Zhao, Q. Qian, W. Deng and H. Gong, *Chem. Sci.*, 2013, **4**, 4022–4029.
- 73 M. S. Cheung, F. K. Sheong, T. B. Marder and Z. Lin, *Chem.–Eur. J.*, 2015, **21**, 7480–7488.
- 74 H. Iwamoto, S. Akiyama, K. Hayama and H. Ito, *Org. Lett.*, 2017, **19**, 2614–2617.
- 75 C. Li, J. Wang, L. M. Barton, S. Yu, M. Tian, D. S. Peters, M. Kumar, A. W. Yu, K. A. Johnson, A. K. Chatterjee, M. Yan and P. S. Baran, *Science*, 2017, **356**, eaam7355.
- 76 J. Wang, M. Shang, H. Lundberg, K. S. Feu, S. J. Hecker, T. Qin, D. G. Blackmond and P. S. Baran, *ACS Catal.*, 2018, **8**, 9537–9542.
- 77 C.-T. Yang, Z.-Q. Zhang, H. Tajuddin, C.-C. Wu, J. Liang, J.-H. Liu, Y. Fu, M. Czyzewska, P. G. Steel, T. B. Marder and L. Liu, *Angew. Chem., Int. Ed.*, 2012, **51**, 528–532.
- 78 H. Ito and K. Kubota, *Org. Lett.*, 2012, **14**, 890–893.
- 79 J. H. Kim and Y. K. Chung, *RSC Adv.*, 2014, **4**, 39755–39758.
- 80 X. Lou, Z.-Q. Zhang, J.-H. Liu and X.-Y. Lu, *Chem. Lett.*, 2016, **45**, 200–202.
- 81 S. K. Bose, S. Brand, H. O. Omoregie, M. Haehnel, J. Maier, G. Bringmann and T. B. Marder, *ACS Catal.*, 2016, **6**, 8332–8335.
- 82 H. Yoshida, Y. Takemoto, S. Kamio, I. Osaka and K. Takaki, *Org. Chem. Front.*, 2017, **4**, 1215–1219.
- 83 A. S. Dudnik and G. C. Fu, *J. Am. Chem. Soc.*, 2012, **134**, 10693–10697.
- 84 J. Yi, J. -H. Liu, J. Liang, J. -J. Dai, C. -T. Yang, Y. Fu and L. Liu, *Adv. Synth. Catal.*, 2012, **354**, 1685–1691.
- 85 S. K. Bose, K. Fücke, L. Liu, P. G. Steel and T. B. Marder, *Angew. Chem., Int. Ed.*, 2014, **53**, 1799–1803.
- 86 (a) T. C. Atack, R. M. Lecker and S. P. Cook, *J. Am. Chem. Soc.*, 2014, **136**, 9521–9523; (b) T. C. Atack and S. P. Cook, *J. Am. Chem. Soc.*, 2016, **138**, 6139–6142.
- 87 R. B. Bedford, P. B. Brenner, E. Carter, T. Gallagher, D. M. Murphy and D. R. Pye, *Organometallics*, 2014, **33**, 5940–5943.
- 88 R. B. Bedford, *Acc. Chem. Res.*, 2015, **48**, 1485–1493.
- 89 J.-C. Yang, L. Chen, F. Yang, P. Li and L.-N. Guo, *Org. Chem. Front.*, 2019, **6**, 2792–2795.
- 90 J. Cui, H. Wang, J. Song, X. Chi, L. Meng, Q. Liu, D. Zhang, Y. Dong and H. Liu, *Org. Biomol. Chem.*, 2017, **15**, 8508–8512.
- 91 (a) K. Kubota, E. Yamamoto and H. Ito, *J. Am. Chem. Soc.*, 2013, **135**, 2635–2640; (b) H. Iwamoto, K. Kubota, E. Yamamoto and H. Ito, *Chem. Commun.*, 2015, **51**, 9655–9658.
- 92 T. Niwa, H. Ochiai and T. Hosoya, *ACS Catal.*, 2017, **7**, 4535–4541.
- 93 T. Yoshida, L. Ilies and E. Nakamura, *ACS Catal.*, 2017, **7**, 3199–3203.
- 94 S. K. Bose and T. B. Marder, *Org. Lett.*, 2014, **16**, 4562–4565.
- 95 S. K. Bose, A. Deisenberger, A. Eichhorn, P. G. Steel, Z. Lin and T. B. Marder, *Angew. Chem., Int. Ed.*, 2015, **54**, 11843–11847.
- 96 X. Lu, Z. -Q. Zhang, L. Yu, B. Zhang, B. Wang, T. -J. Gong, C. -L. Tian, B. Xiao and Y. Fu, *Chin. J. Chem.*, 2019, **37**, 11–18.
- 97 S.-H. Ueng, A. Solov'ev, X. Yuan, S. J. Geib, L. Fensterbank, E. Lacôte, M. Malacria, M. Newcomb, J. C. Walton and D. P. Curran, *J. Am. Chem. Soc.*, 2009, **131**, 11256–11262.
- 98 (a) S. Telitel, S. Schweizer, F. Morlet-Savary, B. Graff, T. Tschamber, N. Blanchard, J. P. Fouassier, M. Lelli, E. Lacôte and J. Lalevée, *Macromolecules*, 2013, **46**, 43–48; (b) M.-A. Tehfe, J. Monot, M. Malacria, L. Fensterbank, J.-P. Fouassier, D. P. Curran, E. Lacôte and J. Lalevée, *ACS Macro Lett.*, 2012, **1**, 92–95; (c) M.-A. Tehfe, J. Monot,



- M. M. Brahmi, H. Bonin-Dubarle, D. P. Curran, M. Malacria, L. Fensterbank, E. Lacôte, J. Lalevée and J.-P. Fouassier, *Polym. Chem.*, 2011, **2**, 625–631; (d) M.-A. Tehfe, M. Makhoulouf Brahmi, J.-P. Fouassier, D. P. Curran, M. Malacria, L. Fensterbank, E. Lacôte and J. Lalevée, *Macromolecules*, 2010, **43**, 2261–2267; (e) J. Lalevée, S. Telitel, M. A. Tehfe, J. P. Fouassier, D. P. Curran and E. Lacôte, *Angew. Chem., Int. Ed.*, 2012, **51**, 5958–5961.
- 99 T. Watanabe, D. Hirose, D. P. Curran and T. Taniguchi, *Chem.–Eur. J.*, 2017, **23**, 5404–5409.
- 100 M. Shimoi, T. Watanabe, K. Maeda, D. P. Curran and T. Taniguchi, *Angew. Chem., Int. Ed.*, 2018, **57**, 9485–9490.
- 101 S.-C. Ren, F.-L. Zhang, J. Qi, Y.-S. Huang, A.-Q. Xu, H.-Y. Yan and Y.-F. Wang, *J. Am. Chem. Soc.*, 2017, **139**, 6050–6053.
- 102 A. Yoshimura, Y. Takamachi, L.-B. Han and A. Ogawa, *Chem.–Eur. J.*, 2015, **21**, 13930–13933.
- 103 A. Yoshimura, Y. Takamachi, K. Mihara, T. Saeki, S.-i. Kawaguchi, L.-B. Han, A. Nomoto and A. Ogawa, *Tetrahedron*, 2016, **72**, 7832–7838.
- 104 R. L. Reyes, T. Iwai, S. Maeda and M. Sawamura, *J. Am. Chem. Soc.*, 2019, **141**, 6817–6821.
- 105 (a) J. C. K. Chu and T. Rovis, *Angew. Chem., Int. Ed.*, 2018, **57**, 62–101; (b) L. M. Stateman, K. M. Nakafuku and D. A. Nagib, *Synthesis*, 2018, **50**, 1569–1586.
- 106 H. Iwamoto, K. Endo, Y. Ozawa, Y. Watanabe, K. Kubota, T. Imamoto and H. Ito, *Angew. Chem., Int. Ed.*, 2019, **131**, 11229–11234.

