



Cite this: *Phys. Chem. Chem. Phys.*,  
2016, **18**, 30824

# Study of entropic characteristics of strongly correlated systems using VO<sub>2</sub> as a model case

Asaya Fujita,\* Yoshiaki Kinemuchi and Wataru Yamaguchi

To explain the huge caloric effects often observed in the first-order electronic phase transition in the strongly correlated oxides, the entropic characteristics are investigated in VO<sub>2</sub>. By evaluating the spin and charge fluctuations based on the local moment model and the Sommerfeld coefficient in the high-temperature rutile phase, it is found that these fluctuations of the high-temperature phase are the main source of the entropic change during the transition. This mode of entropic change is realized by the quenching of these fluctuations owing to the formation of a singlet bonding state in the low-temperature monoclinic phase. By introducing oxygen deficiency, a vagueness in the gap at the Fermi level is confirmed by the transport data, the X-ray photoelectron spectra and also the electronic structure calculated by the first-principles calculations. In this case, the entropic feature at the transition is weakened. Consequently, the large caloric phenomena of the strongly correlated oxides are a result of the conversion of the internal energy gain owing to the orbital selection at the ground state into the free energy gain owing to the spin and charge fluctuations at finite temperature.

Received 8th September 2016,  
Accepted 18th October 2016

DOI: 10.1039/c6cp06200h

www.rsc.org/pccp

## Introduction

Recently, concepts of the electronic phase and its transition have been widely accepted not only in research on solid-state physics but also in the development of novel functional devices.<sup>1,2</sup> Among their functions, the entropic behaviour is one of the unique abilities that can help in solving the energy problems.<sup>1</sup> The latent heat of the first-order electronic phase transition in some oxide compounds is enhanced to relatively high; e.g. 722 J cc<sup>-1</sup> for LiVO<sub>2</sub>, 240 J cc<sup>-1</sup> for VO<sub>2</sub> and 42 J cc<sup>-1</sup> for MgTi<sub>2</sub>O<sub>4</sub>.<sup>3–5</sup> These latent heat values for the solid–solid transition are comparable to those for the solid–liquid transition such as the melting of H<sub>2</sub>O ice (333 J cc<sup>-1</sup>) or Paraffin (200–250 J cc<sup>-1</sup>). The use of these oxides in cooling/heating packs is one of the passive applications of their latent heat release/absorption properties,<sup>1</sup> and some trials on the active control of the caloric effect using external fields, like magnetic or electric field, have also been carried out.<sup>6,7</sup> In the case of electric field control, a relatively large electrocaloric effect has been observed under low voltages for VO<sub>2</sub>,<sup>7</sup> in contrast to the high-voltage electrocaloric effect in ferroelectric materials.<sup>8</sup>

From the thermodynamic relation, the free energy of a low-temperature state  $F_l$  equals to that of a high-temperature state  $F_h$  at the first-order transition temperature  $T_C$ . The following relationship is straightforwardly obtained between the entropy  $S$  and the internal energy  $E^{\text{int}}$ ;  $E_h^{\text{int}} - E_l^{\text{int}} = (S_h - S_l)T_C$ . Namely, a

large caloric effect is observed when the internal energy difference  $\Delta H = E_h^{\text{int}} - E_l^{\text{int}}$  between these two states is large and the entropy difference  $\Delta S = S_h - S_l$  is also large. When only one of the two conditions is met, large but low-temperature phenomena or high-temperature but small phenomena would appear. For strongly correlated substances, a large internal energy difference originates mainly from electron correlation. In the case of VO<sub>2</sub>, valence electrons form a covalent bond by putting two electrons into the bonding orbital with the formation of a singlet spin–spin pair in the insulating ground state.<sup>9,10</sup> The low-temperature state obtains an internal energy gain (or enthalpy gain under ambient pressure) owing to the removal of electron correlation  $U$ ; in the ideal model, no spin and charge fluctuations appear in this state. General discussions in the solid-state physics have focused largely on the ground state; modifications such as filling or bandwidth control are all concerned with this Mott-insulator state.<sup>11,12</sup> Meanwhile, a large entropy difference generally emerges from the large entropy of the high-temperature state. In the high-temperature metallic state of VO<sub>2</sub>, V 3d electrons form bands across the Fermi energy  $E_F$  and spin polarization forms the local moment,<sup>4</sup> and this state obtains a free energy gain owing to the entropy term. In other words, strong electron correlations are evaded by the orbital freedom at the low temperature state, while the spin and charge freedoms do at the high temperature state. Unfortunately, the latter viewpoint regarding various fluctuations has not been investigated systematically, although multiple degrees of freedom would characterize the entropic behaviour of the strongly correlated electronic phase transitions. Certainly, the precise estimation of elementary excitations in

Magnetic Powder Metallurgy Research Center, AIST Chubu, 2266-98 Anagahora,  
Shimo-Shidami, Moriyama-ku, Nagoya 463-8560, Japan. E-mail: asaya-fujita@aist.go.jp



each phase is very important in analyses of the driving force of the MIT transition. However, to solve these issues, an exact method to treat a quasi-stable state as the excited state is necessary, and instead, in the present study, we focus on the enthalpy–entropy compensation phenomenon as a source of the colossal caloric effect universally observed in the strongly correlated oxides.

## Materials and methods

Commercially obtained VO<sub>2</sub> powder (Kojundo Chemical Lab. Co., Ltd) was used as the starting material for forming pellets by sintering. The spark plasma sintering (SPS) method was used for sintering. Before the sintering process, the average size of the powder was reduced to sub- $\mu\text{m}$  by using ball milling. The VO<sub>2</sub> powder in the cemented carbide die/punch was heated to 773 K at a rate of 50 K min<sup>−1</sup> in an evacuated chamber, and this temperature was held for 5 min. During the heating process, a pressure of 1 GPa was applied to increase the pellet density. In addition, a carbon sheet was placed between the punch and the powder in order to improve the current conductivity. The annealed specimen was obtained by firing in ambient air at 773 K for 1 h by using a conventional tube furnace. Different types of annealing processes were also carried out for pellets encapsulated in an evacuated quartz tube under the same conditions.

Differential scanning calorimetry (DSC) measurement was carried out under ambient air using a SEIKO DSC6000. The magnetic properties were studied by using a superconducting interference device (SQUID) magnetometer. The electrical resistivity was measured by a 4-terminal method using Quantum Design PPMS. X-ray photoelectron spectroscopy (XPS) was performed using a PHI5000 VersaProbe II (ULVAC-PHI Inc., Japan) with a monochromatic AlK $\alpha$  (1486.6 eV) X-ray source. The base pressure of the system was below  $1 \times 10^{-7}$  Pa. Photoelectron spectra of the valence band (V 3d) were recorded with a pass energy of 5.85 eV and an energy step of 0.05 eV, while for those of the V 2p core level a pass energy of 11.75 eV and a step of 0.10 eV were used.

First principles calculations using the coherent potential approximation (CPA) approach implemented in the Korringa Kohn Rostoker (KKR) method<sup>13</sup> were performed by using the cpa2002v009c code in order to evaluate the magnetic moment in the disordered paramagnetic state. A mesh with 56  $k$  points within the irreducible wedge of the Brillouin zone (BZ) was used for electronic structure calculations. In this CPA code, a void sphere is specified by selecting the atomic number  $Z = 0$ , and a certain magnitude of the deficiency can be introduced by treating one site as the mixture of the original element and void. In addition, another type of calculation was performed to check the influence of electron–electron correlation. For this purpose, the full-potential linearized augmented plane wave (FP-LAPW) code (Elk ver 3.0.8) was used for calculations, along with local density approximation plus on-site coulomb interaction (LDA+ $U$ ). A  $5 \times 5 \times 4$  mesh containing 33  $k$  irreducible points of the BZ was used for the unit cell proposed by R. M. Wentzcovitch *et al.* for both rutile and monoclinic phases of VO<sub>2</sub>.<sup>14</sup>

For calculation of the density of states (DOSs), the number of  $k$  points was increased to 252.

## Results and discussion

Fig. 1(a) shows the temperature dependence of magnetization for various VO<sub>2</sub> specimens obtained through different routes. The data can be roughly grouped into specimens showing a broad transition and those showing a sharp transition. The former type of transition is observed in an as-sintered specimen and in a specimen heated in an evacuated quartz tube at 473 K for 1 h. Meanwhile, the specimen annealed in air exhibits a sharp transition. A similar behaviour is observed in the specimen used in the caloric measurements (mentioned later) in the thermal cycle between room temperature and 453 K in air. Since a sharp transition is similar to the change reported in a previous study,<sup>4</sup> this type of transition, which appears only when the oxidization is promoted, is an intrinsic behaviour. In other words, the broadening of transition in the as-sintered specimen is attributed to oxygen deficiency, which is induced by the reducing environment of SPS with a carbon sheet. Fig. 1(b) shows the thermal profiles obtained by DSC. The data were converted into heat change against temperature ( $dQ/dT$ ) by dividing the heat flow ( $dQ/dt$ ) with the temperature variation speed ( $dt/dt$ ). The first scan was carried out with the as-sintered specimen up to 353 K, and the second scan was carried out up to 453 K under air. In the first cycle, broad negative and positive peaks for absorption and desorption of the latent heat appeared upon heating and cooling, respectively. After heating up to 353 K, which is a moderate temperature, no change was observed upon heating in the second run. Meanwhile, a sharp peak is observed in the  $dQ/dT$  curve upon cooling from 453 K. Upon further measurements, all curves trace the same peak pattern for both desorption and absorption of the latent heat. It should be noticed that the maximum positions for the negative and positive peaks for the

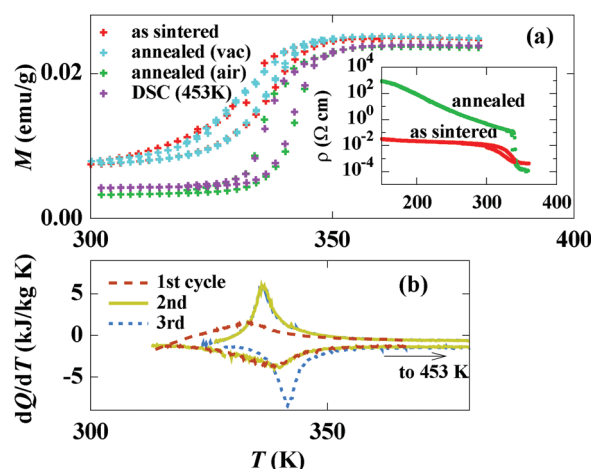


Fig. 1 (a) Temperature dependence of magnetization for various VO<sub>2</sub> specimens obtained through different routes (inset; thermal variation of resistivity), and (b) thermal profiles obtained by DSC. The data were converted into heat change against temperature ( $dQ/dT$ ).



broad DSC profiles almost correspond to the inflection points, respectively, in the heating and cooling branch of the thermo-magnetization ( $M$ - $T$ ) curves of the as-sintered specimen in Fig. 1(a). In addition, the peak shifts after the high-temperature cycle under air are consistent with the shift of the inflection points of the  $M$ - $T$  curves after annealing of the as-prepared specimen in air. These changes indicate that the transition temperature is slightly lowered by the oxygen deficiency.

As confirmed by the magnetization measurements shown in Fig. 1(a), the change in a DSC profile is related to the filling of oxygen deficiencies because of firing under air. From these data, the as-sintered (reductive) specimen exhibits a latent heat  $\Delta H$  of  $34 \text{ kJ kg}^{-1}$  at a transition temperature of about 333 K, which corresponds to a transition entropy change  $\Delta S$  of  $105 \text{ J kg}^{-1} \text{ K}^{-1}$ . On the other hand,  $\Delta H$  of the annealed (oxygen refilled) specimen is  $43 \text{ kJ kg}^{-1}$  at 336 K, and  $\Delta S$  is  $128 \text{ J kg}^{-1} \text{ K}^{-1}$ . In comparison with the reported  $\Delta H$  value of about  $50 \text{ kJ kg}^{-1}$ ,<sup>4</sup> the value of  $\Delta H$  for the annealed specimen is slightly smaller but is similar, while that for the as-sintered specimen is noticeably smaller. In order to confirm the feature of the Mott-type metal-insulator transition, a dc resistivity  $\rho$  was measured against temperature for both as-prepared and annealed specimens, as shown in the inset of Fig. 1. The change in  $\rho$  at the transition is about four orders of magnitude in the annealed specimen, while it is only two orders of magnitude in the as-sintered specimen. Upon decreasing the temperature, a large increase in  $\rho$  of a few orders of magnitude appears for the annealed specimen, whereas the variation is within the same order of magnitude for the as-sintered specimen.

To reveal the entropic contribution during phase transition, we focused on spin and charge fluctuations in the high-temperature metallic phase. In the insulator phase with a monoclinic lattice, a single d electron per V atom occupies a bonding orbital formed by one of the lower-energy combinations of the  $d_{||}$  bands split by dimerization of the V-V pair.<sup>10,15</sup> A two-spin pair at this bonding state forms a singlet state and the total spin momentum is therefore zero. In other words, electrons increase energy gain by selecting an orbital degree of freedom with quenching of the spin and charge degrees of freedom. On the other hand, a metallic band across the Fermi energy  $E_F$  is formed, and d electrons possess an itinerant character above the transition temperature  $T_i$ .<sup>10,15</sup> Consequently, spin and charge fluctuations suddenly appear at this state. Recently, the emergence of the fluctuating local spin moment (disordered local moment: DLM) in the itinerant electron paramagnetic state has been discussed in relation to the electronic structure.<sup>13,16</sup> In view of the well-defined local moment, a conventional probe of its amplitude is the evaluation of the effective paramagnetic moment  $p_{\text{eff}}$  based on the Curie-Weiss law of the paramagnetic susceptibility  $\chi$ . Fig. 2 shows the variation of the inverse paramagnetic susceptibility,  $1/\chi$ , with temperature for the as-sintered and annealed specimens. Just above  $T_i$ , a concave upward curvature is observed for both the specimens, and fairly linear variation is observed above 420 K. The least-square fit gives the Curie constants of 37.9 and  $42.2 \text{ K emu g}^{-1}$  (@0.3 T), which correspond to  $p_{\text{eff}} = 1.67$  and  $1.58 \mu_B$ , respectively. The reported

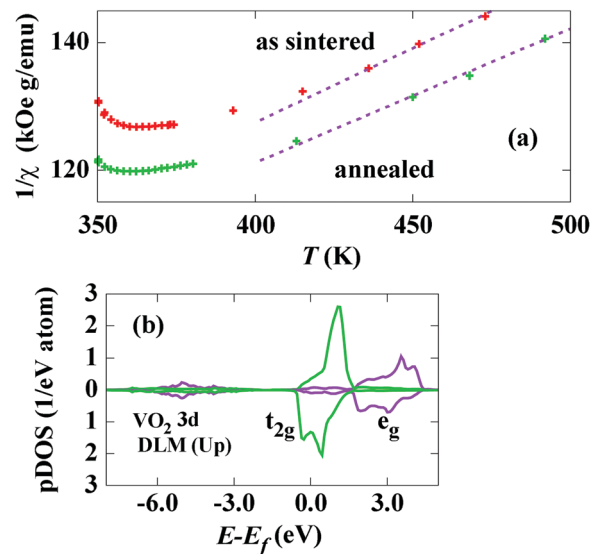


Fig. 2 (a) Temperature dependence of the inverse magnetic susceptibility above the transition temperature for the as-sintered and annealed specimens. (b) Partial density of state for 3d bands in the disordered local moment state.

value obtained from the experiment is  $1.53 \mu_B$ <sup>15</sup> and the value from dynamical mean field calculation is  $1.54 \mu_B$ .<sup>17</sup> By considering the non-linear part of the inverse susceptibility, the present value of  $p_{\text{eff}}$  for the annealed specimen is consistent with the reported values. The difference between the values of  $p_{\text{eff}}$  is therefore intrinsic rather than experimental error, *viz.*, the oxygen deficiency induces an increase in the amplitude of the local moment. The DLM can be calculated using the coherent potential approximation (CPA) implemented in the density functional calculation code. Fig. 2(b) shows the partial density of state (pDOS) for V 3d in the DLM state. Note that the pDOS for only the up-direction DLM is displayed in this figure. A strong crystalline field effect owing to the O-octahedron surrounding the V site results in clear splitting into  $t_{2g}$  and  $e_g$  states, even in the DLM DOS. The amplitude of the DLM ( $p_{\text{DLM}}$ ) is  $0.60 \mu_B$ , which corresponds to  $p_{\text{eff}} = 1.25 \mu_B$ , for the stoichiometric state, and  $p_{\text{DLM}}$  becomes  $0.66 \mu_B$  by simulating 1% O-vacancy using the CPA method. Accordingly, the increase of  $p_{\text{eff}}$  owing to the oxygen deficiency is reproduced, although the value of  $p_{\text{DLM}}$  is underestimated by this method. The difference in the value of  $p_{\text{DLM}}$  could be attributed to the electron-correlation effect remaining in the high-temperature state,<sup>17</sup> which is not accounted for in this calculation. However, a Rhodes-Wohlfarth (RW)-type enhancement of  $p_{\text{eff}}$  is another possible mechanism for this discrepancy.<sup>18,19</sup> According to this mechanism, the strong itinerancy of the d electron leads to larger  $p_{\text{eff}}$  compared to the value evaluated from the localized moment model because of the mode-mode coupling of spin fluctuations.<sup>19</sup> To clarify this issue, further experimental observation such as using neutron scattering is necessary.

When the paramagnetic state above  $T_i$  is regarded as the one in the high-temperature limit, the entropy of local moment fluctuations  $S_{\text{LM}}$  can be evaluated by using the general relation



$S_{\text{LM}} = R \ln(2J + 1)$ , where  $R$  is the gas constant and  $J$  is the total (spin) moment. By substituting  $2J = p_{\text{DLM}}$ ,  $S_{\text{LM}}$  becomes 62 and 66  $\text{J kg}^{-1} \text{K}^{-1}$  for the as-sintered and annealed specimens, respectively. In addition, when the entropy of charge fluctuation  $S_{\text{cf}}$  mainly comes from the thermal smearing of the Fermi level, the Sommerfeld coefficient  $\gamma$  gives  $S_{\text{cf}} = \gamma T_{\text{t}}$  at the transition. The value of  $S_{\text{cf}}$  is estimated to be 59  $\text{J kg}^{-1} \text{K}^{-1}$  by applying a free-electron model to the DLM DOS at  $E_{\text{f}}$ . This value is not far from  $\gamma T_{\text{t}} = 58 \text{ J kg}^{-1} \text{K}^{-1}$  obtained by specific heat measurement.<sup>4</sup> Since  $S_{\text{LM}} = S_{\text{cf}} = 0$  at the ideal state of a spin-singlet Mott insulator, the entropy difference owing to the spin and charge fluctuations can be directly assigned as the sum of  $S_{\text{LM}}$  and  $S_{\text{cf}}$  for the metallic phase. For the annealed specimen, the experimentally obtained value,  $\Delta S = 128 \text{ J kg}^{-1} \text{K}^{-1}$ , is quite close to the sum,  $S_{\text{LM}} + S_{\text{cf}} = 121 \text{ J kg}^{-1} \text{K}^{-1}$ . Meanwhile, the experimental value,  $\Delta S = 105 \text{ J kg}^{-1} \text{K}^{-1}$ , is noticeably smaller than  $S_{\text{LM}} + S_{\text{cf}} = 125 \text{ J kg}^{-1} \text{K}^{-1}$ , for the as-prepared specimen. As explained in relation to Fig. 2(a), since  $p_{\text{eff}}$  of the as-prepared specimen is larger than that of the annealed one,  $S_{\text{LM}}$  is also expected to be large. For the estimation of  $S_{\text{cf}}$ , the assumption  $S_{\text{cf}} = 0$  is valid only when a clear gap opens at  $E_{\text{f}}$ . However, the thermal dependence of  $\rho$  for the as-sintered specimen implies an imperfect gap state. The activation energy  $E_{\text{a}}$  defined by  $\exp(-E_{\text{a}}/k_{\text{B}}T)$ -type variation<sup>14</sup> becomes about 0.3 eV for the annealed specimen and 0.04 eV for the as-sintered specimen for temperatures between 200 K and  $T_{\text{t}}$ . The band gap at the ground state for  $\text{VO}_2$  is reported to be about 0.5–0.7 eV.<sup>20</sup> Therefore, narrowing of the band gap or appearance of an in-gap state is brought about by the oxygen deficiency in the as-sintered specimen.

In order to verify the electronic structure around  $E_{\text{f}}$ , the X-ray photoelectron spectroscopy (XPS) was carried out. Fig. 3(a) shows the XPS spectra around a binding energy of 0 eV for the as-prepared and annealed specimens. The absolute energy scale was calibrated by matching the position and distance of the peaks of V  $2p_{3/2}$ – $3d^0$  and  $-3d^1$  to standard values. For the annealed specimen, the spectrum intensity of the 3d valence state (around 0.5–2.5 eV) depends on the sampling position, which is randomly selected from the fractured surface after crushing an annealed pellet. Since the over-oxidized condition results in the V  $3d^0$  state, the corresponding part gives no intensity at the  $3d^1$  position. Considering that the spectrum weight depends on the ratio between portions with  $3d^1$  and  $3d^0$ , each spectrum was arbitrarily enlarged so that the peak values coincided with each other. The spectra at the higher energy side around 1.5–2.5 eV were fairly overlapped, while those at the lower energy side exhibited a shoulder-like structure. On the whole, the larger the population of the over-oxidized ( $3d^0$ ) portion, the smaller the intensity of the shoulder. The shoulder position seems to be consistent with the  $3d^1$  spectra of the as-sintered specimen, which scarcely depends on the sampling position, as shown in Fig. 3(a). Since the spectra of the as-sintered specimen correspond to the electronic structure of a state with oxygen deficiency, the appearance of a shoulder in these spectra indicated that a small amount remains unreacted during annealing in air. From the spectra for the annealed

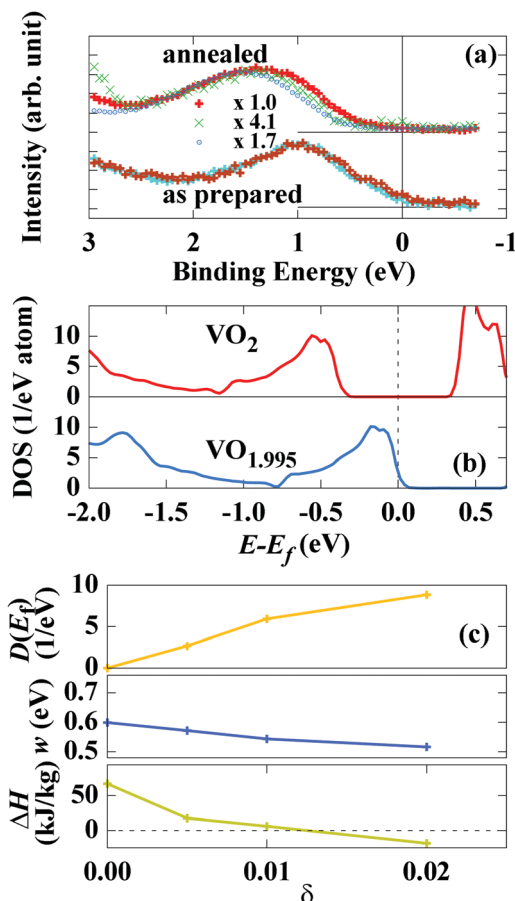


Fig. 3 (a) XPS spectra around a binding energy of 0 eV for the as-prepared and annealed specimens, (b) total DOS around  $E_{\text{f}}$  for the monoclinic  $\text{VO}_2$  and  $\text{VO}_{2-\delta}$  ( $\delta = 0.005$ ) in the non-magnetic state, and (c) variation of the energy difference ( $\Delta H$ ), the gap width ( $W$ ), and the density of state at the Fermi energy ( $D(E_{\text{f}})$ ) against the value of  $\delta$ .

specimen around binding energy  $E_{\text{B}} = 0$ , a gap width of about 0.3–0.4 eV is confirmed, being comparable to the activation energy for the thermal variation of  $\rho$ . Meanwhile, the gap is vague and a certain amount of intensity just above  $E_{\text{B}} = 0$  suggests the imperfect gap state, as detected by the thermal variation of  $\rho$  for the as-sintered specimen.

It is a useful manner to compare the experimental XPS spectra and the DOS obtained by the first-principles calculations. For the KKR-CPA method used to obtain data in Fig. 2(b), it is difficult to apply the on-site coulomb interaction by selecting a certain orbital such as V 3d, and as a result, the Mott gap cannot be realized. In addition, the energy scale of each state strongly depends on the muffin-tin radius of the elements. Accordingly, a calculation in the framework of local density approximation plus the on-site coulomb interaction (LDA+ $U$ ) has additionally been carried out by using the full-potential linearized augmented-plane wave (FP-LAPW) code (Elk ver. 3.0.18). By referring to the reported results,<sup>21,22</sup> the value of  $U$  of 5 eV together with the Hund exchange interaction  $J$  of  $0.12U$  are included in the calculation. The spin polarization was omitted so that a non-magnetic (NM) state was intentionally calculated. Furthermore, to simulate the





oxygen deficiency, the virtual crystal approximation (VCA) is adopted, and the oxygen site was treated as if it possesses a non-integer atomic number, like  $Z = 7.98$ . In this treatment, it is impossible to count a structural vacancy of oxygen, while the influence of the valence doping effect because of the oxygen deficiency can be distinguished from the structural changes such as the local strain induced by the oxygen vacancy. Strictly speaking, the VCA would modify the electron correlation in some substances, resulting in a certain amount of artefact. In the present case, the on-site electron correlation mainly works on the V 3d orbital, and as a result, the singlet  $d_{||}$  bonding state is solely formed without a heavy hybridization with the O 2p orbital.<sup>9</sup> In this regard, the oxygen deficiency largely brings about the crystalline field change (or the atomic potential change), as well as the charge doping. In such situations, the VCA is not considered as a conflicting method against the LDA+ $U$ ,<sup>23</sup> or the dynamical mean-field theory (DMFT).<sup>24</sup> Fig. 3(b) shows the total DOS around  $E_f$  for the monoclinic  $\text{VO}_2$  and  $\text{VO}_{2-\delta}$  ( $\delta = 0.005$ ) in the non-magnetic state. For stoichiometric  $\text{VO}_2$  (upper panel), the gap around  $E_f$  appears and its width is about 0.54 eV, which is close to the experimental results for the optical gap.<sup>20</sup> The oxygen deficiency pushes up the lower Hubbard band, making it very close to  $E_f$ , and this resembles the change in the experimental spectra, as shown in the lower panel. In the qualitative comparison on the energy scale, a discrepancy of about 0.5 eV is not so small. Such a discrepancy, however, may not be attributed to the limitation of the VCA, but to the dynamic effect of the quasi-particles.<sup>25</sup> It is noteworthy that the position of the  $d_{||}$  band peak, obtained by the DMFT<sup>25,26</sup> or by the Coulomb-hole and screened-exchange approximation,<sup>27</sup> is similar to the present results, ( $\sim 0.5$  eV), which is apparently lower than the experimental XPS peak of the 3d<sup>1</sup> valence spectrum. In order to evaluate the value of  $\Delta H$  at the ground state, calculations for the tetragonal (rutile) structure were carried out using the same values of  $U$  and  $J$ , and the energy difference was obtained by changing the  $\delta$  value within the VCA. Fig. 3(c) shows the variation of the energy difference ( $\Delta H$ ), the gap width ( $w$ ), and the density of state at the Fermi energy ( $D(E_f)$ ) against the value of  $\delta$ . The calculated  $\Delta H$  is 57 meV f.u.<sup>-1</sup> (66 kJ kg<sup>-1</sup>) at  $\delta = 0$ , which is slightly overestimated but with a similar magnitude to the experimental value of 43 kJ kg<sup>-1</sup> for the annealed specimen. The energy gain of the DLM state compared to the NM state for the same rutile structure is evaluated to be less than 5 J kg<sup>-1</sup> K<sup>-1</sup> in the KKR-CPA results. It should be noted that, although the various calculation methods yield various discrepancies with experimental facts, the total energy difference tends to fall into a relatively reliable scale even from the LDA+ $U$  method.<sup>26</sup> The value of  $\Delta H$  is significantly reduced by increasing  $\delta$ , especially for small  $\delta$  values. Although the gap remains open regardless of the shrinkage of  $w$  against an increase in  $\delta$ , at  $\delta = 0.02$ , its position goes above  $E_f$  and a non-zero value of  $D(E_f)$  appears; the value increases with  $\delta$ . These tendencies well explain the decrease in  $\Delta H$  and  $\Delta S_{\text{cf}}$ , as well as the drastic suppression in the activation energy of the  $\rho$ - $T$  curve, because of the oxygen deficiency. From conventional  $\theta$ - $2\theta$  scans of X-ray powder diffraction,

no distinct difference was detected between the as-sintered and annealed specimens. Although more precise measurement could lead to the detection of the structural differences caused by the oxygen deficiency, their impact on the transition, or at least on the caloric properties of the transition, is not very large. On the basis of the thermodynamic framework, the relation ( $\Delta H = \Delta ST_c$ ) includes all the degrees of freedom that are not limited to electrons. For example, a change in volume affects both the  $E^{\text{int}}$  and  $S$  terms through the elastic energy and the phonon population, respectively. Actually, the phonon dispersion anomaly has been observed at the MIT transition in the previous study.<sup>28</sup> In the present study, we did not intentionally neglect other degrees of freedom like phonons. However, the electron degree of freedom is detected to be the major contribution to the entropic behaviour, and conversion between the internal energy gain by the selection of the orbital state and the free energy gain owing to the charge and spin fluctuations is enhanced by the electron correlation in strongly correlated materials.

## Conclusions

In summary, we have evaluated the impact of the electron correlation on the entropic behaviour at the electronic phase transition in  $\text{VO}_2$ , which was considered a model case for the strongly correlated oxides. Under the assumption that quenching of spin and charge fluctuations in the ground state is due to the formation of a singlet  $d_{||}$  bonding state, the entropy difference at the transition was evaluated by the spin and charge fluctuations in the high-temperature rutile phase. From the disordered moment (DLM) first-principles calculations, the stability of local moment polarization is proved, although the calculated amplitude contains uncertainty to some extent because the DLM calculation performed in this work does not account for the electron correlation. The experimentally obtained value of the effective paramagnetic moment of  $\text{VO}_2$  is 1.58  $\mu_B$  and it increases to 1.67  $\mu_B$  for a reductively treated specimen. The entropy values are obtained from the high-temperature limit of the localized moment model, these values correspond to the entropy change due to local-moment fluctuations,  $S_{\text{LM}} = 62$  and 66 J kg<sup>-1</sup> K<sup>-1</sup>. Furthermore, the estimated value of charge fluctuation contribution  $S_{\text{cf}}$  from the free-electron model using the calculated density of state (DOS) for the DLM state becomes 58 J kg<sup>-1</sup> K<sup>-1</sup>. For the stoichiometric  $\text{VO}_2$  specimen, the sum of these contributions (121 J kg<sup>-1</sup> K<sup>-1</sup>) is fairly close to the value obtained by the caloric measurement, *viz.* 125 J kg<sup>-1</sup> K<sup>-1</sup>. In contrast, the value for the reductively treated specimen is quite low of 105 J kg<sup>-1</sup> K<sup>-1</sup>. From the electrical transport measurement, the activation energy in the monoclinic phase is drastically suppressed by the reductive treatment. In addition, the profile of the X-ray photoelectron spectroscopy indicates that the oxygen deficiency makes the gap structure unclear in the  $\text{VO}_2$  monoclinic phase. These tendencies were well reproduced by the DOS profile calculated using the LDA+ $U$  procedure implemented in the full-potential linearized augmented-plane wave method. Oxidation deficiency is also explained by the same method with the virtual



crystal approximation. The calculated difference in the internal energy between the monoclinic and rutile phases at the ground state is in relatively close magnitude with the latent heat evaluated from the calorimetric measurements.

Consequently, the entropic feature in VO<sub>2</sub> comes from the conversion of the internal energy gain owing to the orbital freedom into free energy gain owing to the spin and charge freedom of electrons. Realization of such a mechanism is brought about by the strong electron correlation; therefore, the caloric feature is enhanced in the strongly correlated oxide compounds.

## References

- 1 H. Takagi and H. Y. Hwang, *Science*, 2010, **327**, 1601–1602.
- 2 E. Dagotto, *Science*, 2005, **309**, 257–262.
- 3 W. Tian, M. F. Chisholm, P. G. Khalifah, R. Jin, B. C. Sales, S. E. Nagler and D. Mandrus, *Mater. Res. Bull.*, 2004, **39**, 1319–1328.
- 4 C. N. Berglund and H. J. Guggenheim, *Phys. Rev.*, 1969, **185**, 1022–1033.
- 5 Y. Zhu, R. Wang, L. Wang, Y. Liu, R. Xiong and J. Shi, *Mod. Phys. Lett. B*, 2014, **28**, 1450232.
- 6 C. Z. Wu, X. D. Zhang, J. Dai, J. L. Yang, Z. Wu, S. Q. Wei and Y. Xie, *J. Mater. Chem.*, 2011, **21**, 4509–4517.
- 7 D. Matsunami and A. Fujita, *Appl. Phys. Lett.*, 2015, **106**, 042901.
- 8 X. Moya, S. Kar-Narayan and N. D. Mathur, *Nature*, 2014, **13**, 439–450.
- 9 V. Eyert, *Ann. Phys.*, 2002, **11**, 650–702.
- 10 S. Belozero, M. A. Korotin, V. I. Anisimov and A. I. Poteryaev, *Phys. Rev. B: Condens. Matter Mater. Phys.*, 2012, **85**, 045109.
- 11 A. Fujimori, I. Hase, Y. Tokura, M. Abbate, F. M. F. de Groot, J. C. Fuggle, H. Eisaki and S. Uchida, *Phys. B*, 1993, **186–188**, 981–985.
- 12 M. Imada, A. Fujimori and Y. Tokura, *Rev. Mod. Phys.*, 1998, **70**, 1039–1247.
- 13 H. Akai and P. H. Dederichs, *Phys. Rev. B: Condens. Matter Mater. Phys.*, 1993, **47**, 8739–8747.
- 14 R. M. Wentzcovitch, W. W. Schulz and P. B. Allen, *Phys. Rev. Lett.*, 1994, **72**, 3389–3392.
- 15 A. Zylbersztein and N. F. Mott, *Phys. Rev. B: Solid State*, 1975, **11**, 4383–4395.
- 16 J. Stauton, B. L. Gyorffy, A. J. Pindor, G. M. Stocks and H. Winter, *J. Magn. Magn. Mater.*, 1984, **45**, 15–22.
- 17 S. Belozero, A. I. Poteryaev and V. I. Anisimov, *JETP Lett.*, 2011, **93**, 70–74.
- 18 P. Rhodes and E. P. Wohlfarth, *Proc. – R. Soc. Edinburgh, Sect. A: Math. Phys. Sci.*, 1963, **273**, 247–258.
- 19 Y. Takahashi, *Spin Fluctuation Theory of Itinerant Electron Magnetism*, 2013, Springer, p. 58.
- 20 S. Shin, S. Suga, M. Taniguchi, M. Fujisawa, H. Kanzaki, A. Fujimori, H. Daimon, Y. Ueda and K. Kosuge, and S. Kachi, *Phys. Rev. B: Condens. Matter Mater. Phys.*, 1990, **41**, 4993–5009.
- 21 X. Yuan, Y. Zhang, T. A. Abtew and P. Zhang, W Zhang, *Phys. Rev. B: Condens. Matter Mater. Phys.*, 2012, **86**, 235103.
- 22 S. Chen, J. Liu, H. Luo and Y. Gao, *J. Phys. Chem. Lett.*, 2015, **6**, 3650–3656.
- 23 K.-W. Lee, J. Kuneš and W. E. Pickett, *Phys. Rev. B: Condens. Matter Mater. Phys.*, 2004, **70**, 045204.
- 24 K. Haule, J. H. Shim and G. Kotliar, *Phys. Rev. Lett.*, 2008, **100**, 226402.
- 25 S. Biermann, A. Poteryaev, A. I. Lichtenstein and A. Georges, *Phys. Rev. Lett.*, 2005, **94**, 026404.
- 26 T. C. Koethe, Z. Hu, M. W. Haverkort, C. Schüßler-Langeheine, F. Venturini, N. B. Brookes, O. Tjernberg, W. Reichelt, H. H. Hsieh, H.-J. Lin, C. T. Chen and L. H. Tjeng, *Phys. Rev. Lett.*, 2006, **97**, 116402.
- 27 M. Gatti, F. Bruneval, V. Olevano and L. Reining, *Phys. Rev. Lett.*, 2007, **99**, 266402.
- 28 J. D. Budai, J. Hong, M. E. Manley, E. D. Specht, C. W. Li, J. Z. Tischler, D. L. Abernathy, A. H. Said, B. M. Leu, L. A. Boatner, R. J. McQueeney and O. Delaire, *Nature*, 2014, **515**, 535–539.

