

# PCCP

Accepted Manuscript



This is an *Accepted Manuscript*, which has been through the Royal Society of Chemistry peer review process and has been accepted for publication.

*Accepted Manuscripts* are published online shortly after acceptance, before technical editing, formatting and proof reading. Using this free service, authors can make their results available to the community, in citable form, before we publish the edited article. We will replace this *Accepted Manuscript* with the edited and formatted *Advance Article* as soon as it is available.

You can find more information about *Accepted Manuscripts* in the [Information for Authors](#).

Please note that technical editing may introduce minor changes to the text and/or graphics, which may alter content. The journal's standard [Terms & Conditions](#) and the [Ethical guidelines](#) still apply. In no event shall the Royal Society of Chemistry be held responsible for any errors or omissions in this *Accepted Manuscript* or any consequences arising from the use of any information it contains.

# Doped golden fullerene cages

Francesca Baletto,<sup>\*a</sup> and Riccardo Ferrando,<sup>b</sup>

Received Xth XXXXXXXXXX 20XX, Accepted Xth XXXXXXXXXX 2015

First published on the web Xth XXXXXXXXXX 200X

DOI: 10.1039/b000000x

A first-principle investigation of the effect of the doping of golden cages of 32 atoms is proposed. It is shown that Ag and Cu doping affects the geometrical stability of the icosahedral fullerene Au<sub>32</sub> cage, where Ag-doping leads to a new, low symmetric, and prolate motif while Cu-doping leads to a lump, incomplete decahedral shape. Most significantly, the HOMO-LUMO gap depends strongly on the cluster geometry while its dependence on the cluster chemical composition seems to be weaker.

## 1 Introduction

As building blocks in many and various nanotechnological applications, metallic nanoparticles and nanoalloys are still continuing to receive a significant attention. Among all the transition metals, gold is attracting extensive interest due to its unexpected catalytic properties combined with its plasmonic nature. The electronic properties of small nanoobjects depend on their geometry, which can differ remarkably from bulk structures because nanoparticles can break translational symmetry, thus allowing the stabilization of non-crystalline morphologies<sup>1</sup>, including low symmetry structures. At small sizes, the minimization of the surface energy contribution together with the electronic shell closure are the major driving forces in the geometrical stabilization of pure metals. Thus, the prediction of the icosahedral "golden" fullerene Au<sub>32</sub>, the first all-gold fullerene species<sup>2</sup>, followed by Au<sub>42</sub><sup>3,4</sup>, Au<sub>50</sub><sup>5</sup> and Au<sub>72</sub><sup>6</sup>, and other cage-like structures<sup>7</sup>, came surprisingly and spurred considerable attention. Au<sub>32</sub> shows a hollow structure with the same icosahedral symmetry as the C<sub>60</sub> Buckminsterfullerene -from here the name- but where the Au atoms are at the centre of 5- and 6-rings instead. The remarkable stability of the golden fullerene Au<sub>32</sub> has been explained in terms of its spherical aromaticity, as 32 electrons in the 6s level fulfill the Hirsh's criterion for  $\sigma$  and  $\pi$  molecular orbitals<sup>8</sup>. The first experimental evidence of metallic hollow cages came quickly after the theoretical prediction using photoelectron spectroscopy<sup>9,10</sup> although near room temperature it has been shown that Au<sub>32</sub> preferentially adopts a compact motif due to thermal vibrations<sup>11-14</sup>. Hollow cages have been predicted also for Au clusters adsorbed on MgO(100)<sup>15,16</sup>.

The surge of interest in hollow nanostructures, together with the wide range of possibilities offered by nanoalloys with respect to elemental clusters<sup>17</sup>, has led recently the study of

bimetallic cages<sup>18-21</sup>. However, these studies are often limited to the investigation of a single metal atom encapsulated into a golden cage<sup>22-27</sup>, whereas a systematic study of the stability of golden cages after doping with other metallic species is still missing.

In this paper, we perform density functional theory (DFT) calculations to systematically study the effects of changes in composition on the Au<sub>32</sub> fullerene, by doping it with silver or copper atoms. We observe that Ag-doping leads to the formation of a new low symmetry motif, always in very close competition with the fullerene -within 0.1-0.2 eV- for all compositions. On the other hand, doping by a 50% at of Cu leads to the preferential formation of compact shapes with decahedral symmetry. The dependence of the HOMO-LUMO (HL) gap on the geometry and on the doping is also discussed. On that regard, we have shown that the gap depends little on the chemical composition, while there is a huge difference between lump/compact and hollow/open geometries, with the latter having a gap at least 0.6 eV wider.

AuAg and AuCu have been chosen because they may be expected to show different behaviours, as follows from examining their bulk phase diagrams. In bulk crystals, AuAg forms solid solutions in the full composition range, while in AuCu three ordered phases are formed (Au<sub>0.5</sub>Cu<sub>0.5</sub> (fcc, L1<sub>0</sub>), Au<sub>0.25</sub>Cu<sub>0.75</sub>, and Au<sub>0.75</sub>Cu<sub>0.25</sub> (fcc, L1<sub>2</sub>))<sup>28</sup>. In AuAg, Ag segregation is expected in bulk crystal surfaces, due to the lower surface energy of Ag. However, this trend can somewhat change in small clusters because charge transfer effects can lead Au atoms to occupy low-coordination sites, such as vertexes<sup>29,30</sup>. In AuCu, some preference for Au surface segregation follows already both from the size effect -which drives the larger atom to the cluster surface- and from surface energy considerations. Recent, atomistic calculations confirm this trend<sup>31,32</sup>. In both AuAg and AuCu, a high degree of intermixing is expected in the interior of nanoparticles.

<sup>a</sup> Physics Department, King's College London, Strand, WC2R 2LS, London, UK; E-mail: francesca.baletto@kcl.ac.uk

<sup>b</sup> Physics Department, Univ. of Genova, Italy

## 2 Computational Method

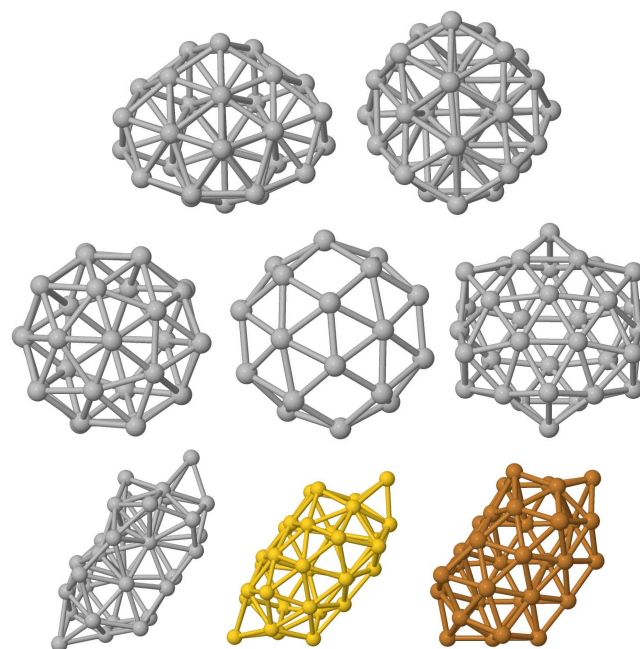
The energy stability of pure Au, Ag and Cu nanoparticles and AuAg, AuCu nanoalloys have been estimated throughout ab-initio simulations using the Quantum Espresso package<sup>33</sup>, a density functional theory based plane wave code. In these first-principle simulations, the exchange-correlation (XC) potential is described self-consistently within the generalized gradient approximation (GGA) throughout the Perdew-Burke-Ernzerhof (PBE). The Rabe-Rappe-Kaxiras-Joannopoulos ultrasoft pseudopotential has been used to model valence electron-nuclei interactions. The energy cut-off for the plane wave basis set has been set to 40 Ry with a charge density cut-off of 360 Ry. The Au electronic configuration considered is  $[\text{Xe}]4f^{14}5d^{10}6s^1$ , featuring 5s and 5p semi-core states that strongly overlap the valence 5d orbitals. All the calculations have been performed at the  $\Gamma$  point only in a sufficient large simulation cubic box of at least 30 bohr. To improve convergence a gaussian smearing has been introduced and the equivalent electronic temperature is 2 mRy. This has been checked to give the same qualitative and quantitative results as lower electronic temperature of 0.5 mRy for pure Au clusters. Further, it was shown that an electronic temperature of 2 mRy is low enough for capturing even magnetic properties of small Pt and Pt-doped nanoclusters<sup>34,35</sup>. In all cases, a DFT local optimisation, with no symmetry constraints, has been performed at first-principle level within the Broyden-Fletcher-Goldfarb-Shann (BFGS) procedure, until the atomic forces have been converged to better than  $4 \text{ meV } \text{\AA}^{-1}$ .

In order to estimate the HOMO-LUMO band gap (HL gap) a  $\Delta$ SCF method has been used. This technique allows to calculate the ionization potential (IP) and the electron affinity (EA) as the difference of two ground state configurations, one corresponding to the neutral system and the other obtained eliminating one electron from, or adding one to it (for IP and EA, respectively). For the treatment of the charged systems, where a positive uniform background is added, a Markov-Payne correction<sup>37</sup> has been applied in order to improve the convergence with the cubic box size. The  $\Delta$ SCF method has been shown being particularly accurate for small and finite systems as the correlation effects on quasi-particle energy levels are generally captured by charge relaxation following the addition or the removal of an electron<sup>38</sup>. Very recently, Baroni and coworkers<sup>39</sup>, have used the  $\Delta$ SCF method within the Quantum Espresso distribution to calculate the IP and EA values of pure Au clusters in the size range between 2 to 32 atoms and the same authors have shown that that approach gives similar trend with respect to the most accurate GW calculations and experiments. Here, our calculations are aimed at determining whether there is any clear effect of the doping on the HL gap.

## 3 Results and Discussion

### 3.1 Structures of pure clusters

The structures that have been locally relaxed by DFT have been chosen in the following way. We have considered pure clusters first and we have generated a wide database of compact structures by means of basin hopping optimization runs in which the interaction were modelled by an empirical atomistic potential derived within the second-moment tight-binding approximation<sup>36</sup>. This has allowed to single out the two significant lump geometries, depicted in the top row of Fig. 1. The first is a fragment of the Marks decahedron of 75 atoms,



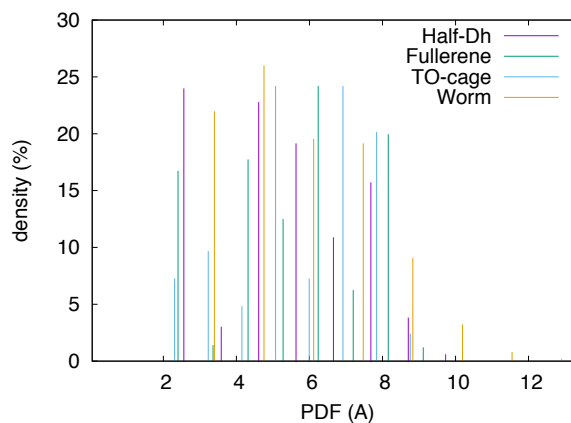
**Fig. 1** Different structures of 32 atoms for pure noble metals. Upper and central rows refers to silver. At the top fulfilled and compact isomers, the incomplete decahedron (hDh), and a poly-icosahedron (polyIh). Central row: hollow isomers, an empty pancake -poly-icosahedron- of 38 atoms, an empty truncated octahedron of 38 atoms, and the icosahedral fullerene cage. Bottom row: the new low symmetry tubular, named worm, for silver, gold and copper. For Ag and Cu-“Worm” the atoms with more than 6 nearest neighbours are highlighted by black arrows.

whereas the second is a poly-icosahedral arrangement. Hollow structures of pure clusters have been obtained by eliminating inner atoms from compact structures at larger sizes extracted from our structural database<sup>15</sup>. This has allowed to single out three significant cage motifs which are reported in the mid panel of Fig. 1. From left to right, we report the cage obtained by emptying a poly-icosahedral (polyIh) structure of 38 atoms, the cage obtained by emptying a truncated octahe-

dron of 38 atoms, and the cage corresponding to the external shell of the anti-Mackay icosahedron of 45 atoms. The latter cage has icosahedral symmetry and it is usually called *golden fullerene*. In the bottom row of Fig. 1 we report the last open geometry. This is a new, low-symmetry shape, referred to as *worm* shape in the following, which has been obtained by the ionic relaxation of an empty decahedral shape. As Ag, Au and Cu worms have shown slightly different relaxations, thus they are all reported in the bottom row of Fig. 1. The longest length is about 13.1 Å, 13.2 Å, and 11.3 Å in Ag, Au and Cu, respectively. The empty region has a diameter of about 4.5 Å, 5 Å, and 5.5 Å in Ag, Cu, and Au, respectively. The number of nearest neighbour (NN) pairs varies depending on the metal, from 100 in Ag, to 97 in Cu, and to 92 in Au. This should be compared with the number of nearest neighbour pairs in a fullerene cage, which is 90, and in a compact poly-icosahedral shape, which is 114. The coordinates of the new worm shape for the pure metals are reported as Supporting Material.

We have analysed the worm structure by the common-neighbour analysis<sup>40</sup>. The CNA analysis gives a signature of three integer numbers ( $r, s, t$ ) for each NN pair:  $r$  is the number of common nearest neighbors of the atoms of the pair,  $s$  is the number of nearest-neighbour bonds among these common nearest neighbours, and  $t$  is the length of the longest chain which can be formed with these common bonds. The CNA reveals that the worm structure has only surface signatures (in prevalence (200) and (300) signatures, which characterize (100) and (111) facets, respectively). In the case of silver, there is one atom that cannot be classified as a surface atom, leading to a small percentage of (433) CNA signatures. Anyway, there is still an empty region in the Ag worm, which thus preserves its hollow and elongated nature. In addition, this is the only silver isomer with a maximum pair distance longer than 10 Å and a minimum distance of 4.5 Å between atoms at the opposite sites with respect the central axis. This is highlighted in Fig. 2 where the pair distribution function is plotted for four Ag isomers.

In agreement with other DFT studies, the best Au isomer is the icosahedral fullerene cage. This structure corresponds to the external shell of the anti-Mackay icosahedron of 45 atoms<sup>41</sup>. The second isomer is the tubular worm at 0.6 eV above. All the other geometries -including the empty truncated octahedron and the empty pancake- are at least at 0.8 eV above. The two lump shapes result to be slightly distorted after the ionic relaxation, losing their symmetry and they are considerably higher in energy above 1.8 eV. It should be noted that the relative stability of the ionic forms is slightly different compared to the neutral case, where the cationic worm is almost degenerate to the fullerene Au<sup>+</sup><sub>32</sub>. But the anionic fullerene is still 0.2 eV better than the negatively charged worm. It should be noted that the third isomer for the Au<sup>-</sup><sub>32</sub> is the empty pancake being higher by 0.4 eV. Further, all but



**Fig. 2** Pair distribution function of four Ag<sub>32</sub> isomers. The worm shape is hollow and elongated in one direction.

the incomplete Dh, are within 0.9 eV.

Not surprisingly, the lowest energy isomer for Cu<sub>32</sub> is found to be a compact decahedral shape, obtained cutting asymmetrically a larger Marks decahedron of 75 atoms in such a way that the 5-fold symmetry axis is displaced towards the surface. This isomer is in close competition with another lump poly-icosahedral configuration, just few hundredths of eV above. On the other hand, any hollow geometry is lying at least 2 eV above -for the fullerene, while the empty TO and the empty pancake are at 3.5 and 3.3 eV, respectively. Charging the system does not change the overall picture, where hollow geometries remain very unfavourable. On the other hand, one should notice that the Cu<sup>-</sup><sub>32</sub> prefers to adopt a polyIh shape instead of an incomplete Dh, but the Cu<sup>+</sup><sub>32</sub> hDh gains is more stable than the polyIh by roughly 0.4 eV.

Ag<sub>32</sub> shows a very interesting behaviour, indeed. First of all, all the considered structural motifs are within 1.46 eV. Four shapes are so close in energy as less as 0.25 eV. Among them, the new low symmetry tubular shape, named worm, has been identified. The worm and the incomplete Dh are isoenergetic within few meV. The third isomer is the poly-icosahedral geometry at just 0.04 eV and the fullerene cage is at 0.24 eV. The worst two isomers, lying at 1.46 and 1.33 eV, are the empty pancake and the empty truncated octahedron, respectively.

It should be noted that Ag<sup>+</sup><sub>32</sub> has a different energy ladder, where the positively charged worm is now at 0.55 eV while the polyIh is at 0.4 eV above the incomplete Dh. The fullerene Ag<sup>+</sup><sub>32</sub> becomes really unfavorable being higher 1 eV than the best isomer. As observed for copper, Ag<sup>-</sup><sub>32</sub> as a preference for the polyIh, followed by the worm-Ag<sup>-</sup><sub>32</sub>. The incomplete Dh negatively charged is the third isomer at 0.35 eV above and followed by the fullerene at 0.6 eV. The charged empty cages are truly unfavourable from an energetic point of view.

### 3.2 Nanoalloy structures

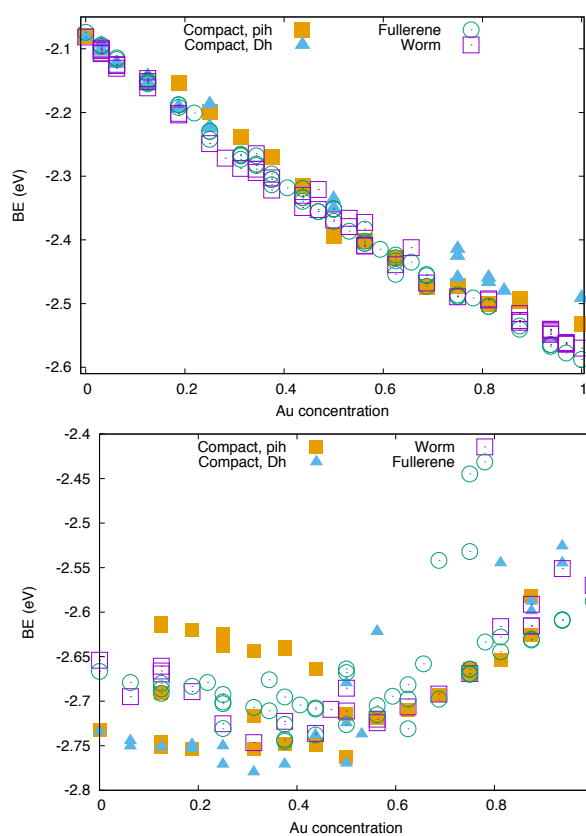
Let us now describe the results obtained for the binary clusters. Starting from the geometries of pure clusters, we have generated binary nanoalloys by substituting atoms of different species one-by-one in many different configurations, in order to select the most stable ones. We note that our exploration of the possible chemical patterns and structures might be not exhaustive, but it is at least a thorough exploration of some significant low-energy motifs, for binary clusters. For the Au-containing nanoalloys, we have selected four of the seven motifs of Fig. 1: the fullerene cage, the worm, the incomplete decahedron (hDh) and the poly-icosahedron (polyIh). As discussed before, those shapes result to be the best or the second isomer for the pure cases. The empty shapes obtained by a truncated octahedron and the poly-icosahedral pancake of 38 atoms are strongly unfavourable for the pure clusters, so that they are not considered further. Regarding the chemical ordering adopted by nanoalloys, we opt for a comparison between fully segregated and fully mixed chemical patterns, avoiding in that way a systematic search of the best chemical pattern for all the chemical compositions. As widely shown in literature, Au atoms have a tendency to stay at surface, and ideally at vertex sites, while smaller Cu atoms prefers to occupy core sites<sup>31,32</sup>. The bulk phase diagram of AuCu shows three ordered phases at 1:3, 1:1, and 3:1 compositions, while AuAg presents solid solutions for all compositions. For a very small amount of doping as one, two and four Cu or Ag atoms, we have done a quite systematic search which confirms that trend with a preference for Ag atoms to form many mixed bonds.

The structural relaxation of AuAg and AuCu cages has been summarised in Fig. 3 where the atomic binding energy,

$$BE = \frac{E_{tot} - (N_{Au} * \epsilon_{vacuum}^{Au} + N_M * \epsilon_{vacuum}^M)}{(N_{Au} + N_M)}, \quad (1)$$

being  $N_M$  the number of silver or copper atoms, is plotted versus the Au-concentration, merely  $(1 - N_M/32)$ . The reference values of energies of one atom in the vacuum,  $\epsilon_{vacuum}$ , have been converged against the size of the simulation box. At a given chemical composition, the best homotop is thus characterized by the lowest value of  $BE$ . First of all, we would like to stress the completely different behaviour when a Au cage is Ag or Cu doped. The copper doping, indeed, strongly favours the lumpiness, where the incomplete decahedron is found to be the most energetically favourable for any Au concentration below 50%. The same tendency has been verified also for the smaller sizes, such as 20 atoms, at which the Au tetrahedron transforms into a compact structure with increasing the copper content. For a fifty-fifty chemical composition, we observed a strong competition between the decahedron and the poly-icosahedron. In that case, the chemical ordering could play a significant role in stabilizing one or another form. Gener-

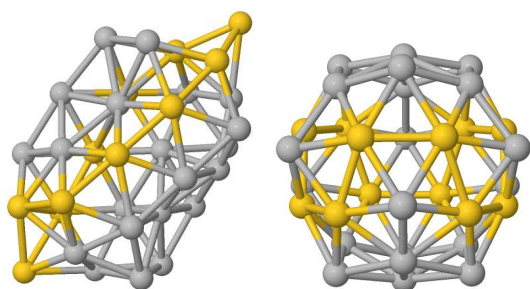
ally, the best chemical ordering is when Au occupies a five-fold vertex and the intermixing is always preferred. Looking at the Au-rich part of the phase diagram, the fullerene cage seems to be the best although the worm and a distorted polyIh, with a Cu core, are usually very close in energy. It should be noted that the very competitive Au<sub>26</sub>Cu<sub>6</sub> polyIh is the one characterized by the perfect core-shell pattern. The formation of spheroids arising from the distorted octahedron is in agreement with another theoretical study at 38 atoms for Au-rich compositions<sup>42</sup>. Furthermore, one should note an almost linear dependence of the  $BE$  on the number of Au atoms in the Au-rich region while  $BE$  shows a plateau in the Cu-rich range of compositions. For the analysed charged systems, namely the best isomer per each structural motifs of Au<sub>8</sub>Cu<sub>24</sub>, Au<sub>16</sub>Cu<sub>16</sub> and Au<sub>24</sub>Cu<sub>8</sub>, we observed that the anionic polyIh is usually favoured even at high Au-concentration. In addition, the charged Au<sub>24</sub>Cu<sub>8</sub> is not adopting any fullerene cage. On the other hand the best Au<sub>24</sub>Cu<sub>8</sub><sup>+</sup> is the worm and the best Au<sub>24</sub>Cu<sub>8</sub><sup>-</sup> is the polyIh.



**Fig. 3** Binding energy per atom (eV) of Au-based nanocages at 32 atoms for Ag (left) and Cu (right) doping. Empty symbols stand for hollow geometries, while full symbols represent compact shape.

On the other hand, the specific chemical ordering pattern

makes a difference for AuAg clusters. The *BE* shows a clear linear dependence on the Au-concentration. Ag-doped fullerene cages prefer to adopt the worm shape, with the exception of very high Au concentrations, as 80% and above. Anyway, at all concentrations, the fullerene cage and the worm shape are in very close competition and, thus, different chemical ordering patterns determine the lowest energy isomer corresponding to the different compositions. The best chemical ordering in AuAg is the one that maximize the number of mixed pairs, as already suggested by Lopez and coworkers in Ref.<sup>43</sup> for clusters of 13 atoms. Whenever it is possible, the best isomer is characterised by a complete intermixing while all segregated patterns, such as the Janus-like, are strongly unfavorable. At very low Au concentration, gold atoms prefer to occupy vertex positions while at low Ag concentration, silver atoms prefer to form only one Ag-Ag bond and to lie on the same facet. In hollow shapes, this tendency to intermixing often leads to a Au-line decoration pattern. For example, the best chemical pattern in the Au<sub>12</sub>Ag<sub>20</sub> fullerene cage is the one where Au atoms formed a zig-zag line -resulting in only 48 mixed nearest neighbour pairs-, depicted in Fig. 4, while the full mixing -characterised by 60 mixed pairs- lies 0.27 eV above.

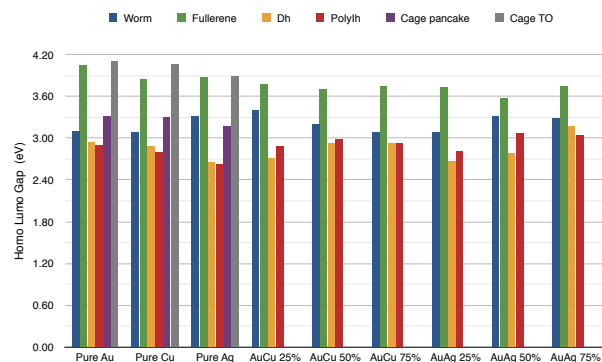


**Fig. 4** Golden line decoration on silver cages, worm (left) and fullerene (right). Silver are in grey and gold in yellow.

The linear decoration pattern of Au seems however to be present only in cages that have a real empty space inside, see Fig.4. This follows from considering the Ag tetrahedron of 20 atoms, which is a structure with no internal atoms, but without a notable empty inner space. In this Ag<sub>20</sub> tetrahedron, we have substituted 4 Ag atoms with Au atoms, finding that placing the Au atoms at vertices is more favourable than placing them on a line on the same edge, by 0.27 eV. About the anionic and cation AuAg<sub>32</sub>, we should notice that the Au<sub>24</sub>Cu<sub>8</sub> icosahedral cage becomes unfavorable with respect to the worm or the polyIh by 0.3 eV.

### 3.3 Electronic structure properties

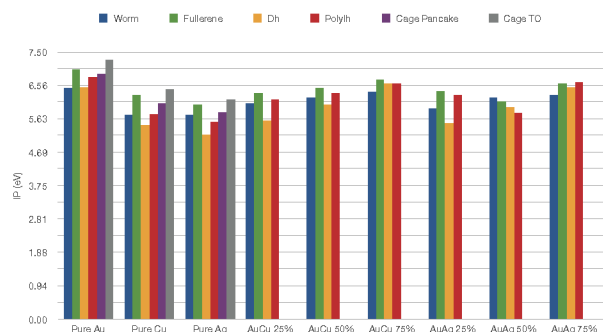
As noble metal clusters may play a role as plasmonic objects, their optical properties are of primary importance. Here we analyze the behaviour of the HL gap. The energy gap between the highest occupied molecular orbital (HOMO) and the lowest unoccupied molecular orbital (LUMO) is a significant parameter in terms of the electronic stability and for optical properties of a metallic clusters. We have applied a  $\Delta$ SCF method to calculate the HL-gap, which is reported in Fig. 5, for the pure cases and for different chemical compositions, namely gold at 25%, 50% and 75%. Using the  $\Delta$ SCF method within a standard DFT calculations, we found that the HL-gap of pure clusters is considerably large for hollow symmetric cages, as the empty truncated octahedron and the fullerene cage, as high as 3.9-4.1 eV. This is in agreement with recent GW calculations proposed by Umari and coworkers<sup>39</sup>. There, they have shown that the quasi-particle gap is 4.5 eV for Au<sub>20</sub> and 3.9 eV for Au<sub>32</sub><sup>39</sup>.



**Fig. 5** HL gap in eV calculated using the  $\Delta$ SCF method for different geometries and for pure and mixed systems. The first three group of histogram refer to the pure case. The 4th to 6th group to the AuCu and the last to AgAu. In the nanoalloys, the Au concentration increases from 25 %, to 50% and then 75%. Different colours refer to the various geometries considered. Hollow cages: worm (blue), fullerene (green), empty pancake (purple), and empty TO (grey). Lump shapes: hDh (yellow) and polyIh (red).

In the golden fullerene, a large band gap should be expected due its spherical aromaticity ( $2(N+1)^2$ ) as discussed in Ref.<sup>44</sup>. A low symmetry cage as the "worm" shows a HL-gap of 3.1-3.3 eV, while lump, compact shapes is about 2.6 to 2.9 eV. In the case of nanoalloys, we have limited our analysis to AuCu and AuAg clusters with an Au concentration of 25%, 50% and 75% and we have considered only the best chemical pattern for each geometrical motifs. We should notice that doping has a very little effect on the gap, while it depends strongly on the geometry, where open motif have a consistently wider

gap than the decahedral or poly-icosahedral ones. A doped Au-fullerene cage shows a gap between 3.6-3.8 eV for both AuCu and AuAg. The worm gap is slightly more affected by the doping and the gap is between 3.1 and 3.7 eV. On the other hand, incomplete Dh has a 2.7-3.1 eV gap.



**Fig. 6** First ionization potential in eV for pure and mixed clusters, colour scheme as in Fig. 5.

Further, we would like to discuss the values of the first ionization potential, as reported in Table 1 for the elemental noble metal clusters and in Fig. 6 for the binary cases. The bulk values are 7.7 eV, 7.6 eV and 9.2 eV respectively for Cu, Ag and Au. In the case of pure metals, it is clear that the IP is dramatically lower than the corresponding bulk value. The ionization potential depends little on the geometrical shape, with a minimum for the hDh, 5.2 for Ag, 5.4 eV for Cu and 6.5 for Au, and a peak for the truncated octahedral cage, 6.1 for Ag, 6.4 for Cu 7.3 eV for Au. For the nanoalloys, the first IP increases as the gold concentration increases, with a maximum for the fullerene cage -between 6.4-6.7 eV- and a minimum for the incomplete decahedron at 5.6 eV for both Au<sub>8</sub>Cu<sub>24</sub> and Au<sub>8</sub>Ag<sub>24</sub>. As far as we can see, the specific chemical ordering pattern should affect little the optical properties of these small nanoalloys, in qualitative agreement with time-dependent DFT calculations,<sup>45</sup>.

**Table 1** First ionization potential (IP) and electron affinity (EA) in eV for the pure noble metal clusters.

	Worm	Fullerene	hDh	polyIh
Pure Au				
IP	6.48	7.02	6.52	6.80
EA	3.37	2.98	3.58	3.89
Pure Cu				
IP	5.74	6.30	5.43	5.77
EA	2.65	2.45	2.54	2.97
Pure Ag				
IP	5.74	6.03	5.19	5.54
EA	2.41	2.15	2.53	2.91

## 4 Conclusions

A new and low symmetry hollow/worm structure has been found by means of density-functional-theory simulations for pure Ag and AuAg at 32 atoms. At all compositions, the worm and the fullerene cages are in close competition. Generally speaking, fully intermixed structures are preferred, however, often silver forms line decoration of the golden cage. We have shown that a rich-Au composition AuCu fullerene is still the best isomer, but as one moves towards Cu-rich compositions the lump decahedral shape is energetically more favourable for that alloy with a Au-rich shell and copper inside.

We have shown that the HL gap seems to depend prevalently on the geometry more than on the chemical composition. This result is somehow expected taken into account the Jellium model. Recently, it has been shown that this should be independent on the chemical composition<sup>46</sup>. We hope that our work stimulate further theoretical investigations and experiments, because those hollow bimetallic isomers with a large gap might be considered as a new state of matter, and classified as *super-cages*.

## 5 Acknowledgement

The authors acknowledge support from the Cost Action MP0903 NANOALLOY. FB thanks the financial support by U.K. research council EPSRC, under Grants No. EP/GO03146/1 and No. EP/J010812/1 and the Faculty and Departmental computational facilities at King's College London managed by A. Comisso.

## References

- 1 F. Baletto and R. Ferrando, *Rev. Mod. Phys.*, 2005, **371**, 77.
- 2 P. Johansson, D. Sundholm and J. Vaara, *Angew. Chemie*, 2004, **43**, 2678.
- 3 Y. Gao and X. Zeng, *JACS*, 2005, **127**, 3698.
- 4 H. Ning and et al., *J. Physics and Chemistry of Solids*, 2014, **75**, 696.
- 5 D. Tian and et al., *J. Phys. Chem. A*, 2007, **111**, 411.
- 6 A. Karttunen and et al., *Chem Comm.*, 2008, 465.
- 7 X. Gu and et al., *Phys. Rev. B*, 2004, **70**, 205401.
- 8 A. Hirsch, Z. Chen and H. Jiao, *Angew. Chemie. Int.*, 2001, **40**, 2834.
- 9 M. Ji and et al., *Angew. Chemie*, 2005, **44**, 7119.
- 10 S. Bulusu and et al., *PNAS*, 2006, **103**, 8326.
- 11 H. De and et al., *Cat. Today*, 2012, **198**, 106.
- 12 D. Tian and et al., *Compt. Mat. Science*, 2011, **50**, 2359.
- 13 N. Shao and et al., *JACS*, 2010, **132**, 6596.
- 14 N. Shao and et al., *J. Phys. Chem. C*, 2014, **118**, 6887.
- 15 R. Ferrando and et al., *Phys. Rev. Lett.*, 2009, **102**, 216102.
- 16 R. Ferrando and et al., *Phys. Rev. B*, 2011, **83**, 045418.
- 17 R. Ferrando, J. Jellinek and R. L. Johnston, *Chemical Reviews*, 2008, **108**, 845–910.
- 18 Priyanka and K. Dharamvir, *Phys. Chem. Chem. Phys.*, 2013, **15**, 12340.
- 19 R. Fournier and S. Afzal-Hussain, *J. Chem. Phys.*, 2013, **138**, 054303.
- 20 M. Zhang and et al., *Chinese Phys B*, 2012, **21**, 056102.
- 21 Q. Deng and et al., *Compt. Theor. Chem.*, 2011, **976**, 183.

- 22 D. Manna and et al., *J. Phys. Chem. C*, 2013, **117**, 18777.
- 23 Z. Lee and et al., *Nanoscale*, 2013, **5**, 9620.
- 24 Y. Pei and et al., *ACS Nano*, 2011, **5**, 1441.
- 25 Y. Gao and et al., *Scientific Rep.*, 2014, **4**, 5886.
- 26 H.-W. Yang and et al., *J. Phys. Chem. A*, 2013, **117**, 2672.
- 27 H.-F. Li and et al., *Phys. Chem. Chem. Phys.*, 2014, **16**, 244.
- 28 R. Hultgren, P. D. Desai, D. T. Hawkins, M. Gleiser and K. K. Kelley, *Values of the Thermodynamic Properties of Binary Alloys*, American Society for Metals, Berkeley, 1981.
- 29 F. Y. Chen and R. L. Johnston, *Acta Materialia*, 2008, **56**, 2374.
- 30 M. Cerbelaud and et al., *Phys. Chem. Chem. Phys.*, 2011, **13**, 10232.
- 31 S. Darby and et al., *J. Chem. Phys.*, 2002, **116**, 1536.
- 32 T. J. Toai, G. Rossi and R. Ferrando, *Faraday Discuss*, 2008, **138**, 49.
- 33 P. Giannozzi and et al., *J. Phys. Condens. Matter*, 2009, **21**, 395502.
- 34 C. Di Paola and F. Baletto, Proceedings for CMMSE XI, 2011, p. 451.
- 35 C. Di Paola and F. Baletto, *Eur. Phys. J. D*, 2013, **67**, 49.
- 36 G. Rossi and R. Ferrando, *Chemical Physics Letters*, 2006, 17.
- 37 G. Makov and M. C. Payne, *Phys. Rev. B*, 1995, **51**, 4014.
- 38 L. A. Curtiss, P. C. Redfern, K. Raghavachari and J. A. Pople, *J. Chem. Phys.*, 1998, **109**, 42.
- 39 J. Xian, S. Baroni and P. Umari, *J. Chem. Phys.*, 2014, **140**, 124101.
- 40 F. Baletto, C. Mottet and R. Ferrando, *Phys. Rev. B*, 2001, **63**, 155408.
- 41 R. Ferrando, *J. Phys. Condens. Matter*, 2015, **27**, 013003.
- 42 D. D. C. Rodrigues and et al., *Chem Phys.*, 2008, **340**, 91.
- 43 X. Lopez-Lozano and et al., *J. Phys. Chem. C*, 2013, **117**, 3602.
- 44 J. Wang and et al., *J. Phys. Chem. A*, 2005, **109**, 9265.
- 45 G. Barcaro and et al., *J. Phys. Chem. C*, 2011, **115**, 24085.
- 46 D. Cricchio and et al., *Phys. Rev. A*, 2012, **86**, 013201.