


Cite this: *RSC Adv.*, 2023, 13, 7063

Stereoselective synthesis of CF₃-containing spirocyclic-oxindoles using *N*-2,2,2-trifluoroethylisatin ketimines: an update

Biplob Borah,^a Naveena S. Veeranagaiah,^b Samrita Sharma,^a Mihir Patat,^a Madavi S. Prasad,^c Raghavaiah Pallepogu^b and L. Raju Chowhan^{*a}

The introduction of fluorine-containing groups into organic molecules either changes or improves the characteristics of the target compounds. On the other hand, spirocyclic-oxindoles featuring C-3 functionalized sp³-hybridized carbon atoms of three-dimensional orthogonally shaped molecules were well recognized in the core structure of varied natural products and synthetic pharmaceutical targets. Consequently, the construction of spirooxindoles by an elegant synthetic approach with efficient stereocontrol has received tremendous interest over the past decades. In this context of the synergic combination of the features associated with fluorine-containing compounds and the synthetic and medicinal efficiency associated with spirooxindoles, the stereodivergent installation of CF₃ groups embedded with spirooxindoles is of increasing academic and scientific interest. This mini-review article is dedicated to demonstrating a critical overview of the recent stereoselective synthesis of spirocyclic-oxindoles featuring trifluoromethyl groups by employing the reactivity of *N*-2,2,2-trifluoroethylisatin ketimines as an efficient and easily prepared synthon, and covers the literature reports from 2020 to date. Besides exploring the advancements accomplished in this area, we also investigate the limitations associated with reaction discovery, mechanistic rationalization, and future applications.

Received 2nd January 2023
Accepted 15th February 2023

DOI: 10.1039/d3ra00017f

rsc.li/rsc-advances

1. Introduction

Recognizing the small atomic size, strong electron-withdrawing ability and greater electronegativity, fluorine-containing organic compounds play an essential role in medicinal and drug discovery as a consequence of their so-called fluorine scan

^aSchool of Applied Material Sciences, Centre for Applied Chemistry, Central University of Gujarat, Gandhinagar-382030, India. E-mail: rchowhan@cug.ac.in

^bDepartment of Chemistry, Central University of Karnataka, Kalaburagi, Karnataka-585367, India

^cDepartment of Chemistry, Asymmetric Synthesis and Catalysis Laboratory, Central University of Tamil Nadu (CUTN), Tiruvarur, 610 005, India


Biplob Borah obtained his BSc degree in Chemistry from Nowgong College (Gauhati University), Assam in 2017, and received his Master's degree in Industrial Chemistry from the Central University of Gujarat, India in 2019. Then, he joined the School of Applied Material Sciences at the Central University of Gujarat as a PhD scholar under the guidance of Dr L. Raju Chowhan. His research interests

include organocatalysis, asymmetric synthesis, radical chemistry mechanochemistry, MCRs, photochemistry, green chemistry, synthesis of medicinally privileged heterocycles, and hybrid molecules in the aqueous medium.



Naveena S. Veeranagaiah obtained his BSc degree in Chemistry from Government First Grade College (Tumkur University) in 2015, and received his Master's degree in Chemistry from Government Science College at Mysore University in 2018. Then, he joined the Department of Chemistry at the Central University of Karnataka University as a PhD scholar under the guidance of Dr

Raghavaiah Pallepogu. His research interests includes supramolecular chemistry, pharmaceutical co-crystallization, synthesis of small organic heterocyclic molecules with their crystal studies and DFT calculation.



in the development of drug candidates.^{1,2} Incorporating fluorine into pharmaceutically relevant molecules either as a single molecule or as a substituted molecule often changes or adds distinctive properties, such as increased binding interactions, metabolic stability and physical properties,^{3–5} that improve the characteristics of the particular compound and the generated

molecules typically offered substantial or even unprecedented properties. Among diverse fluorine-containing compounds, the trifluoromethyl core especially mounted at the α -position of the nitrogen atom reduces the alkalinity of the amide group, which in turn impacts the binding potential of the drug receptor.⁶

Approximately 20% of the top-selling small drug molecules and 30% of agrochemicals available on the market comprises one or more fluorine atoms in their structure, with the trifluoromethyl group being the most prevalent.⁷ The presence of fluorine efficiently influences the properties of a drug molecule via strong polar interactions.⁶ After the hydrogen (H) atom, fluorine (F) is the second smallest and most highly electronegative atom in the periodic table.⁸ The C–F bond is only 1.28 times longer than the C–H bond, so the implementation of a fluorine atom in a drug candidate in place of hydrogen does not significantly alter the parent structure, although the bond energy is substantially greater than that for the C–H bond (C–F



Samrita Sharma obtained her BSc degree in Chemistry from Rishi Bankim Chandra College (West Bengal State University) in 2021. Then, she joined the School of Applied Material Sciences, Centre for Applied Chemistry, Gandhinagar, Gujarat, India for her Master's degree in Industrial Chemistry. Currently, she is working on her MSc dissertation under the supervision of Dr L. Raju Chowhan. Her research

interests include enantioselective synthesis, MCRs, photochemistry, the development of novel methodologies for the synthesis of heterocyclic compounds, metal-free catalysis in the aqueous medium, and green synthesis.



Mihir Patat obtained his BSc degree from Smt Devkiba College Silvassa at the University of Mumbai, in 2020. Then, he joined the School of Applied Material Sciences, Centre for Applied Chemistry, Gandhinagar, Gujarat, India for his Master's degree in Industrial Chemistry, and completed it in 2022. His research interests include domino and consecutive multicomponent reactions,

developing novel methodologies for synthesizing heterocyclic compounds, metal-free catalysis for diverse organic synthesis in the aqueous medium, and green synthesis.



Dr Madavi S. Prasad received his MSc degree in Physical Organic Chemistry from Osmania University, Hyderabad, India. He completed his doctoral studies in chemistry under Prof. Dhevalapally B. Ramachary, School of Chemistry, University of Hyderabad, Hyderabad, India. He joined the Chemistry Department at Central University of Tamil Nadu, Tiruvarur, India, in 2013, where he is currently an Assistant

Professor (Senior scale). His research interests center around the asymmetric synthesis of small natural products, natural product mimics, and biologically potent scaffolds by exploiting catalysis.



Dr Raghavaiah Pallepogu obtained his Master's degree in Chemistry from the School of Chemistry, University of Hyderabad, Hyderabad, in 1995. He received his PhD from Goa University under the supervision of Prof. B. R. Srinivasan and Prof. K. S. Rane. After that, he worked as a post-doctoral fellow at the Centre for Supramolecular Chemistry Research, University of Cape Town (UCT) South Africa

with Prof. Mino R. Caira. Currently, he is working as an Associate Professor at the Central University of Karnataka, India. His research interests include crystal engineering, pharmaceutical co-crystallization, solid-state chemistry, and investigation of symmetry breaking in small molecules to understand supramolecular chemistry.



Dr L. Raju Chowhan obtained his BSc degree from Osmania University, Hyderabad, in 2005, and a Master's degree in Chemical Science from Hyderabad Central University, Hyderabad, in 2007. He received his PhD degree from CSIR-Indian Institute of Chemical Technology, in association with Hyderabad Central University. He joined as an Assistant Professor at the Centre for Applied Chemistry,

Central University of Gujarat, Gandhinagar, on 5th September 2012. His research interests include the stereoselective synthesis of natural products, the development of novel methodologies for asymmetric synthesis, multicomponent reactions, and 1,3-dipolar cycloaddition reactions.



bond: 105.4 kcal mol⁻¹, C–H bond: 98.8 kcal mol⁻¹).⁹ According to the Pauling scale (F: 4.0, O: 3.5, H: 2.1), fluorine is more akin to oxygen than hydrogen in terms of its electronic characteristics.⁹ Because of the C–F bond, which is the strongest bond that carbon can form, fluorine-containing pharmaceuticals are often more metabolically stable.¹⁰ Fluorine causes bond polarization, which may alter the proportions of lipophilicity and hydrophilicity of a compound.¹⁰ The introduction of a trifluoromethyl group instead of a trimethyl group improves various properties, such as the metabolic stability, lipophilicity, and selectivity in a drug molecule.¹¹ In terms of size, CF₃ groups are much more identical to the isopropyl group rather than a trimethyl group.¹² As predicted, the basicity and pK_a values of nearby functional groups (for instance, amines, carboxylic acid, and alcohols) are significantly impacted by the trifluoromethyl group functioning as an electron-withdrawing substituent, thereby affecting the bioavailability of drug molecules.¹³ On the other hand, it is a prevalent misperception that fluorination always increases lipophilicity.¹⁴ However, due to the fluorine's powerful ability to withdraw electrons, mono-fluorination or trifluoromethylation of saturated alkyl groups often results in a reduction in lipophilicity.¹⁴ Trifluoromethyl groups are thought to have a van der Waals volume that is comparable to that of an ethyl group while having a drastically different shape, which might cause a more severe steric change when added to a molecule.⁸ The strong electronegativity of the fluorine atom and these steric fluctuations can cause alterations in the preferable structural conformation.¹⁵ For example, the ground state conformations of methoxybenzene and trifluoromethoxy benzene will adopt different conformations in a complex molecule. The C–F bond also can participate in weak hydrogen bonding.¹⁴ Contrary to hydrogen bonding, fluorine is commonly acknowledged to participate in electrostatic interactions, thereby increasing the binding affinity to the drug receptors as compared to non-fluorinated analogs.^{13,14}

On the other hand, spirocyclic-oxindoles featuring the C-3 functionalized sp³-hybridized carbon atom of a three-dimensional orthogonally shaped molecule have been recognized as a privileged structural motif in drug discovery and medicinal chemistry.^{16–19} These pharmaceutically potential and structurally functionalized compounds were well-organized in the architectures of a plethora of natural products and synthetic drug candidates, in addition to their immense significance in synthetic organic chemistry.^{20–22} Alternatively, with the presence of a tetrahedral quaternary sp³-hybridized carbon center at the C-3 position, they have even been known to provide outstanding binding potential with many drug receptors, exceptional lipophilicity, and stereochemical rigidity compared to the planar monocyclic systems.²³ Compounds possessing the spirooxindole core were found to exhibit a broad spectrum of therapeutic applications, such as antibacterial, anticancer, anti-malarial, anti-platelet, anti-viral, MDM2 inhibitor, anti-HIV, analgesic, and anti-rhythmic. Some examples of therapeutically significant natural and synthetic drug candidates featuring spirooxindoles are shown in Fig. 1.^{17,24–29}

Considering the widespread chemical landscape and broad-spectrum therapeutic significance and their utilization as

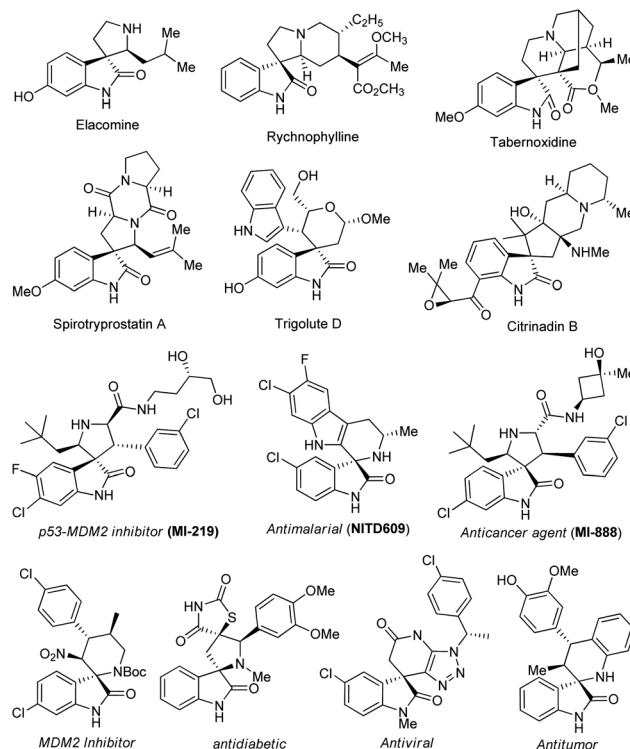
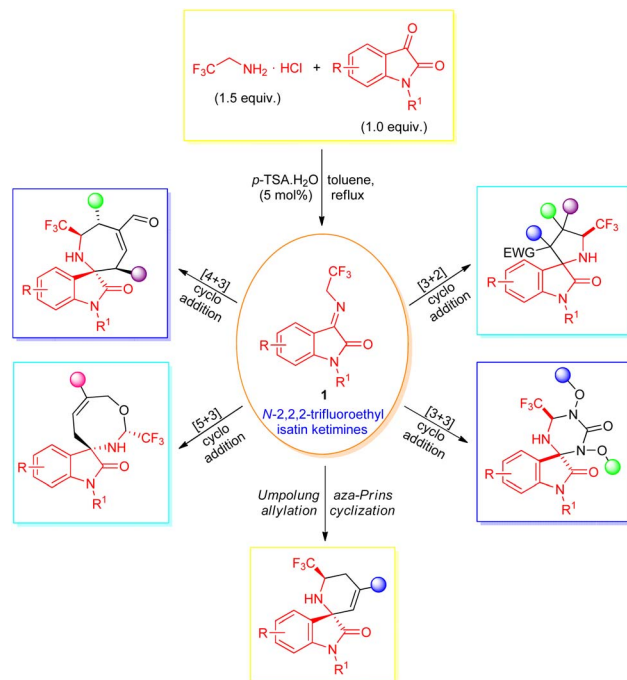


Fig. 1 Representative demonstration of potentially therapeutic natural and synthetic molecules comprising the spirooxindole scaffold.

a crucial partner for natural product synthesis, the construction of spirooxindoles has received special attention in organic chemistry, and has been well-established in the literature over the past decades.^{30–32} Although a lot of outstanding work on the creation of these spirocyclic compounds has been devised, the stereocontrol construction of such fascinating molecular structures with manifold contiguous stereogenic centers including two spiro quaternary centers has remained a great challenge in synthetic organic chemistry. This is presumably due to the strong steric hindrance facilitated by bulkier groups in one ring atom. Again, owing to the synergic combination of the features associated with fluorine-containing compounds and the synthetic and medicinal efficiency associated with spirooxindoles, the stereodivergent installation of CF₃ groups embedded with spirooxindoles is of increasing academic and scientific interest. Consequently, the development of an efficient approach accessible to CF₃-containing spirooxindoles with multiple vicinal stereocenters under mild reaction conditions is highly desired.

Intriguingly, a diverse set of organic transformations enabling efficient access to a broad-spectrum molecular structure in a stereocontrolled manner from easily available synthetic precursors *via* the creation of carbon–carbon and carbon–heteroatom bonds were devised. Among them, the 1,3-dipolar cycloaddition (1,3-DC) reactions comprise one of the successful and substantial approaches for realizing carbon–carbon, carbon–heteroatom bonds, and spirocyclic scaffolds in synthetic organic chemistry.^{33,34} Accordingly, various types of 1,3-dipoles (for instance, azomethine ylides,^{35–37} carbonyl





Scheme 1 Reactivity of *N*-2,2,2-trifluoroethylisatin ketimines as 1,3-dipole in the assembly of CF₃-containing spirooxindoles.

ylides,^{38,39} and nitrones^{40,41}) have been introduced and effectively utilized in cycloaddition reactions. After the pioneering work by Wang *et al.*,⁴² *N*-2,2,2-trifluoroethylisatin ketimines synthesized from the condensation of isatin and trifluoroethylamine hydrochloride with the help of 5 mol% *p*-toluenesulfonic acids (*p*-TSA) in toluene were recently recognized as stable, highly efficient, and reactive azomethine ylide precursors, and have been explored for the assembly of a broad variety of CF₃-containing spirocyclic oxindoles (Scheme 1). While many groups devoted their efforts towards the successful application of this 1,3-dipole in the C–C, C–N bond formation reactions^{43–45} and synthesis of spirocyclic oxindoles, ample attention still needs to be paid for investigating the diverse mode of reactivity of this useful precursor for the asymmetric construction of value-added structural scaffolds of potential therapeutic interest.

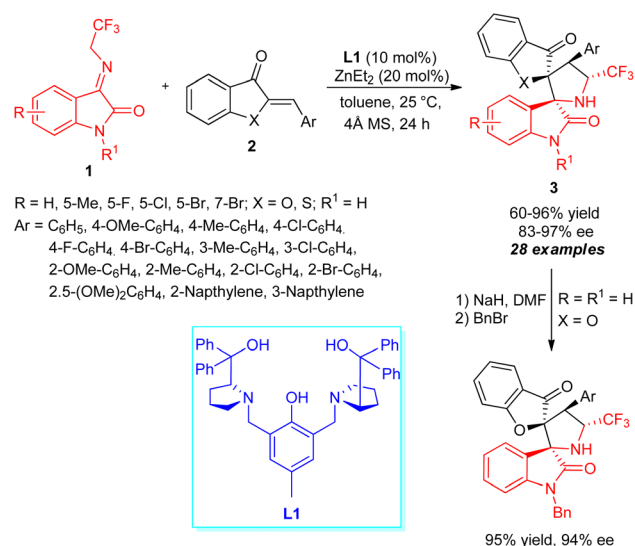
In 2020, Wei, Shi, and co-workers reviewed some examples of the synthesis of the trifluoromethyl group containing spirooxindoles in a controlled manner.⁴⁶ The 1,3-dipolar cycloaddition reactions for synthesizing diverse structurally functionalized molecular frameworks have been well-reviewed.^{47–49} Shankaraiyah *et al.* reported the cycloaddition reactions of 3-methyleneindolinones for the synthesis of spirooxindoles.⁵⁰ We also demonstrated the reactivity of isatin *N,N'*-cyclic azomethine imines towards spirooxindoles.⁵¹ This review article is dedicated to demonstrating the recent progress achieved in the stereo-divergent assembly of CF₃-containing spirocyclic oxindoles by employing the reactivity of *N*-2,2,2-trifluoroethylisatin ketimines as an efficient and easily prepared synthon, and covers reports from 2020 to the present date, including the contribution in this ongoing research field from our group. Along with

emphasizing the advancements made in this field, we have made an effort to draw attention to the drawbacks and difficulties related to the reaction discovery, which will hopefully provoke further investigation.

2. Synthesis of spirocyclic oxindoles comprising trifluoromethyl group via [3+2] cycloaddition reactions

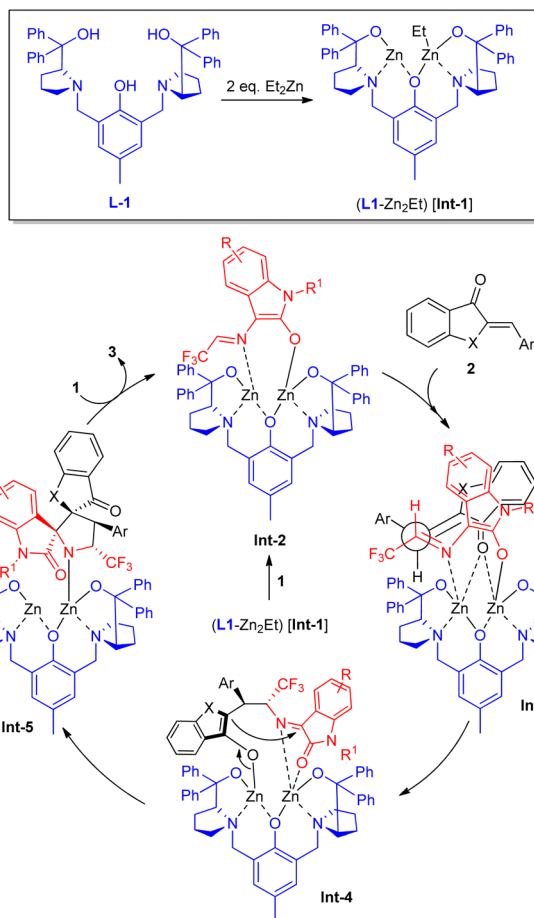
Jia, Hua, Wang, and co-workers devised a highly efficient asymmetric [3+2] cycloaddition catalyzed by a zinc metal complex towards the rapid construction of CF₃-containing chiral spiro[benzofuran-pyrrolidine] derivatives (Scheme 2).⁵² With the help of 10 mol% of ligand **L1** and 20 mol% of ZnEt₂, the reaction of *N*-2,2,2-trifluoroethylisatin ketimines **1** with aurone **2a** (X = O) or thioaurone **2b** (X = S) was established to lead to the respective spirooxindole products **3** in moderate to excellent yield with excellent diastereoselectivity and enantioselectivity. The existence of electron-withdrawing and electron-releasing substances on the aryl ring of aurone had no greater influences, and were well tolerated for this reaction under identical conditions. Upon changing the aurone to thioaurone, the respective [3+2] cycloadduct was accomplished in good yield, albeit with good enantioselectivity as compared to aurone. Similarly, imines **1** possessing various substituents like chloro, fluoro, bromo, and methyl on the C-5, and C-7 position also provided the products with good yields and enantioselectivity. The synthetic potentiality of the protocol was further demonstrated by transferring the synthesized product **3** (R = R¹ = H; X = O) to *N*-benzylated spirooxindole in 95% yield with 94% ee.

Based on a set of experimental results, the mechanistic pathway for this transformation was postulated by the authors, which starts with the *in situ* generations of the dinuclear zinc species **L1**-Zn₂Et (Int-1) from the reaction of 1 equivalent of **L1**



Scheme 2 Dinuclear zinc-catalyzed enantioselective construction of CF₃-containing spirooxindoles.





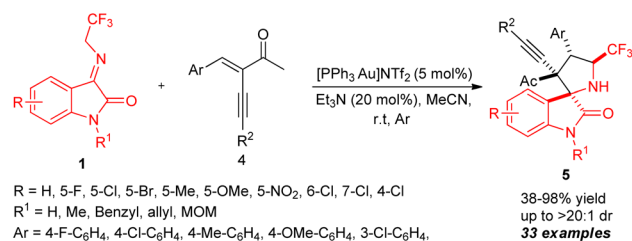
Scheme 3 Plausible mechanism for the dinuclear zinc-catalyzed [3+2] cycloaddition towards the formation of **3**.

and 2 equivalents of ZnEt_2 (Scheme 3). Under the influences of **Int-1**, *N*-2,2,2-trifluoroethylisatin ketimines **1** underwent deprotonation to provide activated azomethine ylide **Int-2** with the subsequent removal of 1 equivalent of ethane. The most favored coordination of **2** from the less hindered side to both zinc atoms delivered the intermediate **Int-3**, which participated in the Michael addition reaction to afford **Int-4**. The subsequent intramolecular Mannich reaction of **Int-4** provided **Int-5**, which can then afford the final product **3** by proton exchange with another imine **1**, thereby restarting the catalytic cycle with the subsequent formation of azomethine ylide **Int-2**.

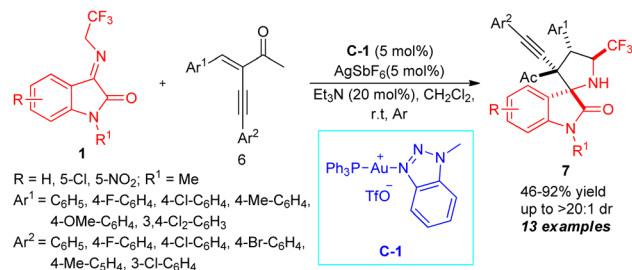
An unexpected diastereoselectivity switchable formal [3+2] cycloaddition using mono gold to gold/silver bimetallic catalytic system for the construction of spirooxindoles was established by Xiao, Su, and co-workers (Scheme 4).⁵³ By employing the reactivity of *N*-2,2,2-trifluoroethylisatin ketimines **1** in the initial reaction with enynones **4** in the presence of 5 mol% of $[\text{PPh}_3\text{Au}] \text{NTf}_2$ and 20 mol% of Et_3N , the final CF_3 -containing spiro-pyrrolidine-oxindoles **5** were achieved in 38–98% yield with good to excellent diastereoselectivity (up to >20:1). Both *N*-protected and *N*-unprotected ketimines having different substitution on the aryl ring were found to be suitable for this reaction. It is important to note that the presence of fluoro and

chloro groups at the C-4, C-5, or C-7 positions decreases the yield of the products, and is likely due to the special electronic effect. Again, ketimines with a chloro group at the C-4 position lead to a decrease of diastereoselectivity of the product. Similarly, enynones with C-2, C-3, and C-4 substitutions were well tolerated under standard reaction conditions. On the other hand, upon changing the mono-catalytic system to a bimetallic system using 5 mol% of **C-1** and AgSbF_6 , the respective diastereomers **7** were recognized to be formed in moderate to excellent yields. To establish the synthetic application of the protocol, the synthesized product **5** was further transformed into furan-fused spirooxindoles **8** by 1,2'-alkyl migration and also reduced to product **9** by Pd/C in good yield. The synthesis of both diastereomers of the spirooxindole products in quantitative yields by switching the catalytic system marks the highlights of this protocol.

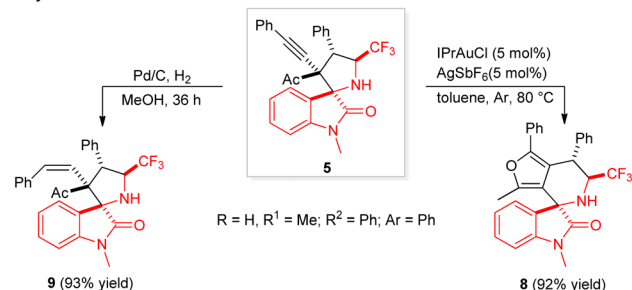
Enlightened by the chemistry and biology of fluorine-containing compounds and spiro-pyrrolidine-oxindoles, Wang, Liu, and co-workers constructed a series of various CF_3 -containing spirooxindoles possessing four contiguous stereocenters through a highly diastereoselective DABCO-catalyzed [3+2] cycloaddition (Scheme 5).⁵⁴ With the assistance of 20 mol% of the catalyst, the treatments of *N*-2,2,2-



Using bimetallic catalytic system



Synthetic transformations



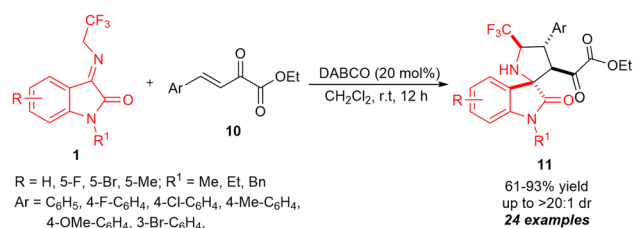
Scheme 4 Diastereoselectivity switchable gold-catalyzed construction of CF_3 -containing spirooxindoles.



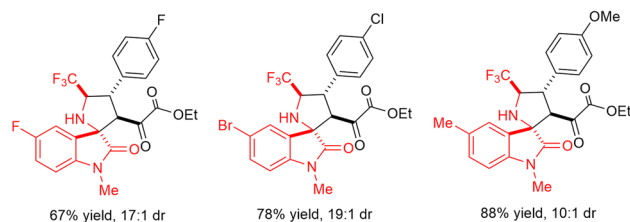
trifluoroethylisatin ketimines **1** and β,γ -unsaturated α -ketoesters **10** delivered the respective products **11** in 61–93% yield with high diastereoselectivity (up to >20:1). To broaden the scopes of the reactions, a variety of differently substituted ketimines having halogenated groups and electron-donating groups were examined and recognized to be very efficient for this reaction. Similarly, the electronic properties of numerous substituents on different positions of the aromatic ring of β,γ -unsaturated α -ketoesters had no greater influence on the reactivity and diastereoselectivity of the reaction. Moreover, the authors

demonstrated the enantioselective construction of spirooxindoles **11'** by employing 20 mol% of quinine-derived thiourea catalyst **C-2** at room temperature. Although the products were attained in slightly good yields, the low enantioselectivity and diastereoselectivity of the present study call for further developments regarding the catalytic enantioselective sequence. The relative configuration of the synthesized products was confirmed to follow an *exo*-transition state (**TS-1**), rather than the *endo*-pathway (**TS-2**) by single crystal analysis.

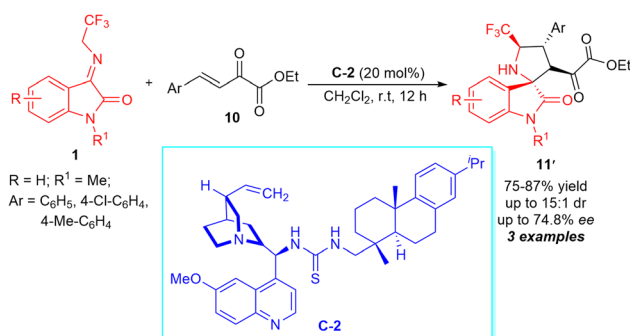
A highly practical phase transfer catalytic approach for the diastereoselective assembly of CF₃-containing spiro-fused [succinimide-pyrrolidine-oxindoles] was reported by Chen and co-workers (Scheme 6).⁵⁵ With the help of 5 mol% of quaternary



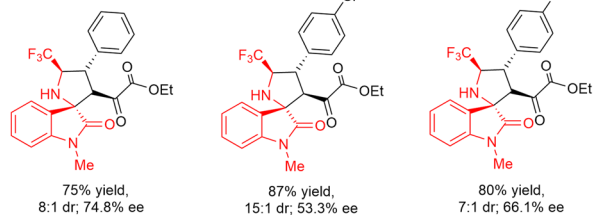
Representative examples



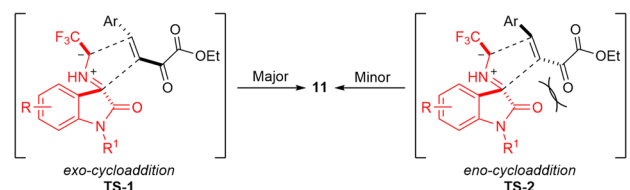
Enantioselective [3+2] cycloaddition



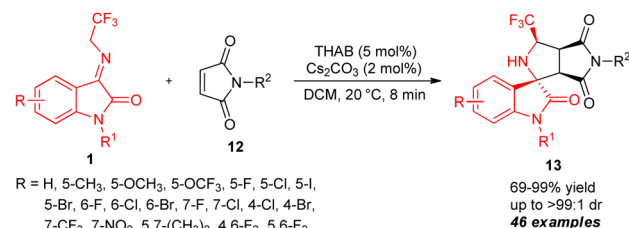
Representative examples



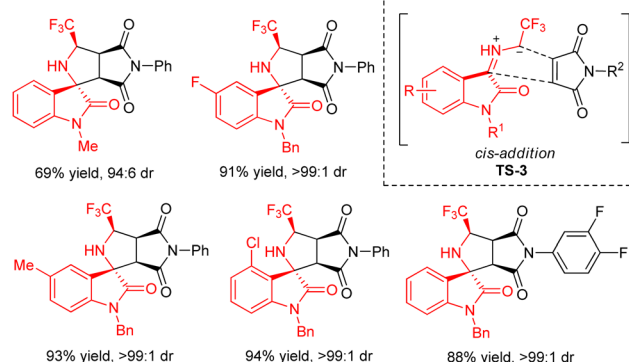
Proposed Transition States



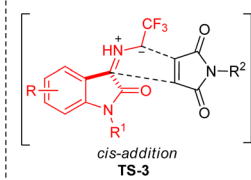
Scheme 5 DABCO-catalyzed highly diastereoselective [3+2] cycloaddition of ketimines to β,γ -unsaturated α -ketoesters.



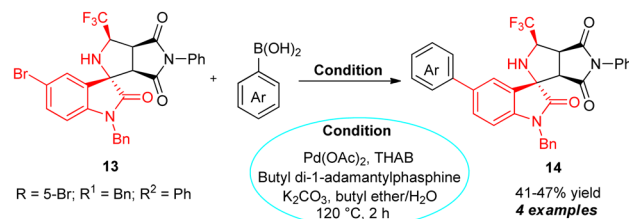
Representative examples



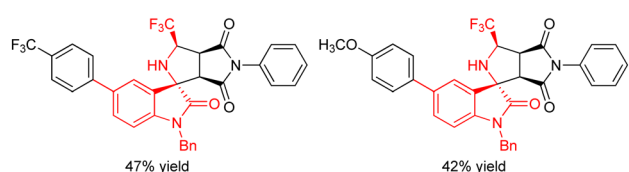
Proposed Transition State



Synthetic transformation



Representative examples



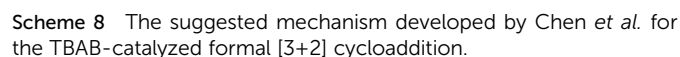
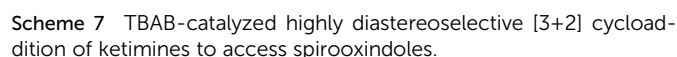
Scheme 6 Phase transfer-catalyzed stereoselective formation of spiro-fused [succinimide-pyrrolidine-oxindoles].



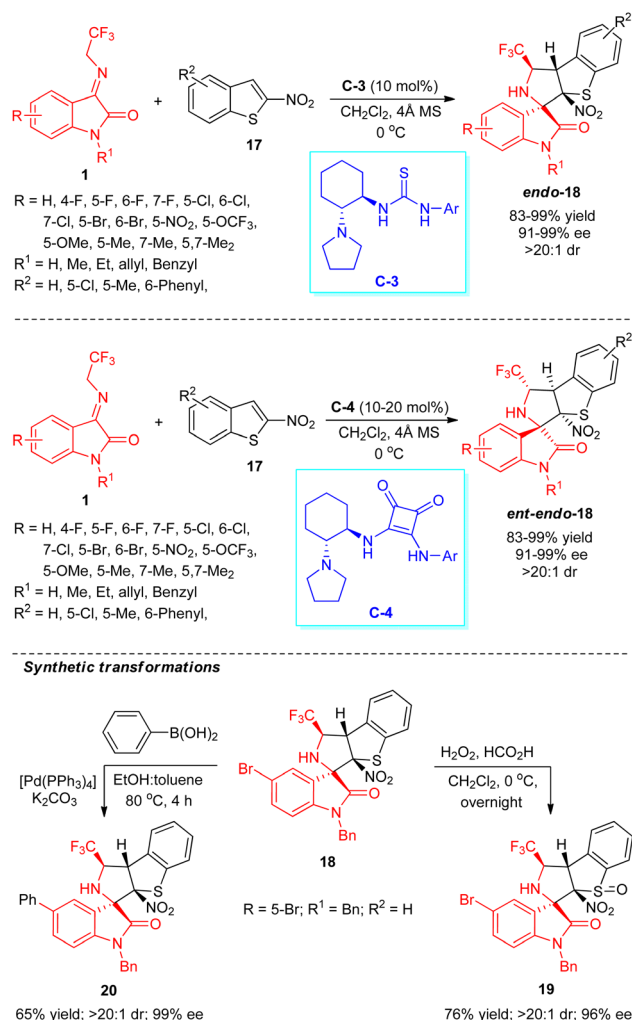
Taking advantage of the high reactivity of the phase transfer catalytic system and the aforementioned successful attempts, Chen and co-workers again demonstrated the potentiality of the quaternary ammonium salt phase transfer catalysis in the diastereoselective [3+2] cycloaddition reaction of *N*-2,2,2-trifluoroethylisatin ketimines **1** and (*Z*)-4-(chromone-3-yl)methylene oxazolones **15** (Scheme 7).⁵⁶ With the aid of 5 mol% of tetrabutylammonium bromide (TBAB) along with

Based on the control experiments, the author realized a mechanistic rationalization for this reaction (Scheme 8). Initially, it was proposed that TBAB plays a role in transporting the carbonate across the phases, and the *in situ* generated tetrabutylammonium carbonate (TBAC) acts as an actual catalyst in this transformation. The basic carbonate of TBAC abstracts a proton from ketimines **1**, thereby furnishing the carbanion intermediate **Int-6**, which is followed by retaking of the proton from ammonium bicarbonate to form the highly reactive azomethine ylide. The final major diastereomer was assumed to be formed *via* the favored *anti*-addition (**TS-4**) of oxazolone **15** to azomethine ylide, rather than the *syn*-addition (**TS-5**). This is probably owing to the dipole repulsion of the carbonyl groups of azomethine ylide and chromene oxazolone moiety.

Zhao, Yuan, and co-workers explored the catalytic activity of the bifunctional hydrogen-bonding thiourea catalyst in the dearomative enantioselective [3+2] cycloaddition reaction for the assembly of CF₃-embedded spirocyclic oxindoles (Scheme 9).⁵⁷ With the assistance of 10 mol% of chiral organocatalyst C-3, the treatments of *N*-2,2,2-trifluoroethylisatin ketimines **1** and



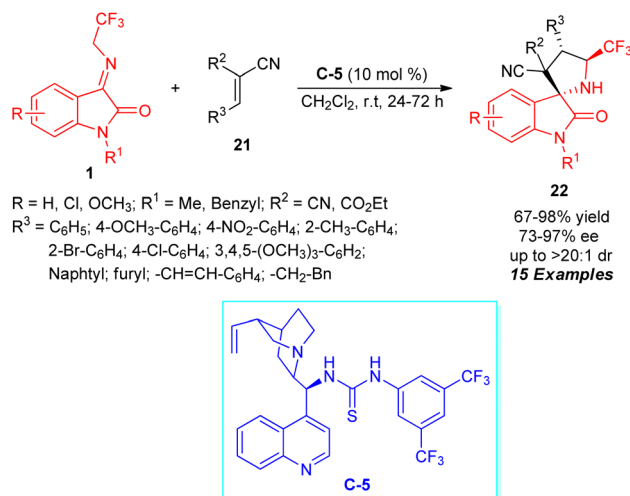
2-nitrobenzothiophenes **17** lead to the formation of respective products **18** in 83–99% yield with excellent diastereoselectivity (>20 : 1 dr) and enantioselectivity (up to 99% ee). Ketimines **1** with broad spectrum substitutions on the aryl ring of the oxindole core by halogenated groups, strong-electron-withdrawing groups, and electron-donating groups have been well documented in this reaction, and had no greater effect on the selectivity of the products. Again, the reaction condition was recognized to be very compatible with both *N*-H free ($R^1 = H$) and *N*-substituted ketimines ($R^1 = Me, Et, allyl, Bn$). On the other hand, with the introduction of hydrogen-bonding squaramide catalyst **C-4** having an identical chiral core, the enantioselectivity of the target compounds was established to be reversed. The significance and potentiality of their work were recognized by the synthetic transformation of the target compound **18** ($R = 5\text{-Br}$; $R^1 = Bn$; $R^2 = H$) to sulfur monoxide-containing product **19** in good yield without altering the selectivity. Furthermore, the Suzuki–Miyaura cross-coupling reaction of **18** with benzene boronic acid furnished the respective cross-coupling product **20** in good yield with no change in enantioselectivity.



Scheme 9 Enantioselective thiourea-catalyzed dearomative [3+2] cycloaddition towards the rapid access to spirooxindoles.

A highly efficient enantioselective approach for expedient access to a broad variety of CF_3 -embedded spirocyclic oxindoles having four contiguous stereocenters *via* a formal [3+2] cycloaddition sequence was realized by Knipe and co-workers (Scheme 10).⁵⁸ By employing 10 mol% of cinchona-derived thiourea **C-5** as the chiral organocatalyst, the respective products **22** derived from *N*-2,2,2-trifluoroethylisatin ketimines **1** and activated alkene dipolarophiles **21** have been achieved in 67–98% yield with excellent diastereoselectivity and moderate to outstanding enantioselectivity. Overall, 15 compounds comprising varied substitutions were constructed with identical conditions.

The exploitation of isoxazoles **23** in the asymmetric [3+2] cycloaddition proceeding through a cascade Michael addition and Mannich reaction with *N*-2,2,2-trifluoroethylisatin ketimines **1** was demonstrated by Du and Li (Scheme 11).⁵⁹ With the assistance of 5 mol% of squaramide catalyst **C-6**, the respective CF_3 -embedded spirooxindole products **24** possessing four contiguous stereocenters have been obtained in 42–99% yield with outstanding diastereoselectivity and moderate to excellent enantioselectivity. The existence of both electron-rich and electron-deficient moieties on the aromatic ring of the ketimines was well executed in this reaction. Notwithstanding the *N*-substitution ($R^1 = Me, Bn, allyl, 4\text{-Br-benzyl}$) on the ketimines have been found to work efficiently, the *N*-unsubstituted ketimines ($R^1 = H$) provided the respective product in good yield, albeit with low enantioselectivity. Alternatively, the installation of *N*-protected groups ($R^3 = Me, Et, Bn$) on the isoxazole ring leads to the product in sufficient yield with good to excellent enantioselectivity, except for *N*-4- NO_2 -benzyl substitution, which reduces the yield of the product while retaining the enantioselectivity. Isoxazoles **23** with *N*-H free substitution ($R^3 = H$) also diminished the enantioselectivity of the product, which again calls for the development of the catalytic system for further improvements of the enantioselectivity in the future. Furthermore, the reduction of the synthesized product **24** ($R =$



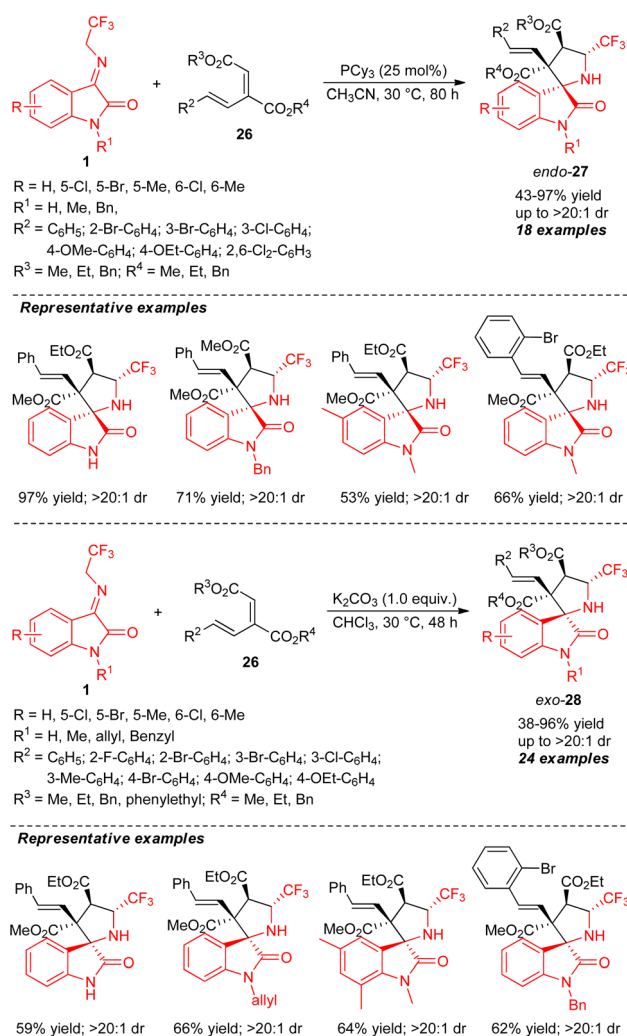
Scheme 10 Organocatalytic asymmetric [3+2] cycloaddition for the assembly of CF_3 -embedded spirooxindoles **22**.



$R^2 = H$; $R^1 = R^3 = Bn$; $R^4 = Me$) by tin chloride to product **25** points towards the synthetic application of the protocol.

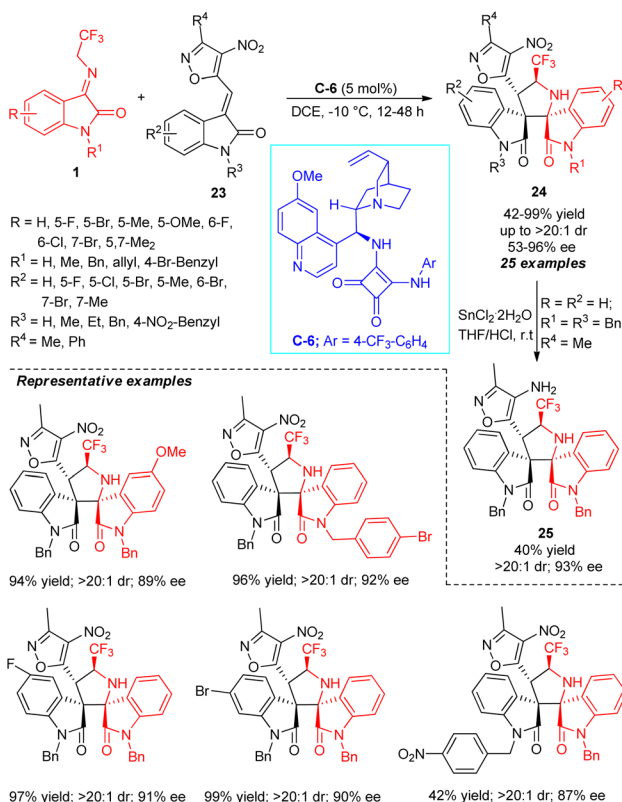
The stereocontrolled construction of a broad variety of CF_3 -embedded spirocyclic oxindoles by controlling the configuration of the stereocenters with two different catalytic systems was developed by Li, Duan, and co-authors (Scheme 12).⁶⁰ With 25 mol% of tri-cyclohexyl phosphine (PCy_3) as the Lewis base catalyst, the stereodivergent [3+2] cycloaddition of *N*-2,2,2-trifluoroethylisatin ketimines **1** and conjugated dienes **26** was found to lead to the formation of quaternary centered C-3 functionalized *endo*-products **27** in 43–97% yield with excellent diastereoselectivity (up to >20:1). The explorations of *N*-H free and *N*-substituted ketimines having different electronic properties on different positions of the aryl ring reacted smoothly under this condition with a variety of diene possessing various ester groups. Despite this, low diastereoselectivity was observed for diene with ethyl and benzyl groups at the R^3 and R^4 positions, respectively. Alternatively, switching the catalytic system from Lewis bases to Brønsted base K_2CO_3 , the reaction of **1** and **26** afforded a different diastereomer of CF_3 -embedded spirocyclic oxindoles *exo*-**28** in 38–96% yield with up to >20:1 diastereoselectivity. Intriguingly, the diastereoselectivity of the offered products derived from various *N*-protected ketimines seems to be retained, regardless of the electronic properties. *N*-Unprotected ketimines ($R^1 = H$) also provided excellent diastereoselectivity, albeit with a low yield.

Recently, our group also demonstrated the highly diastereoselective construction of a broad variety of novel spirocyclic

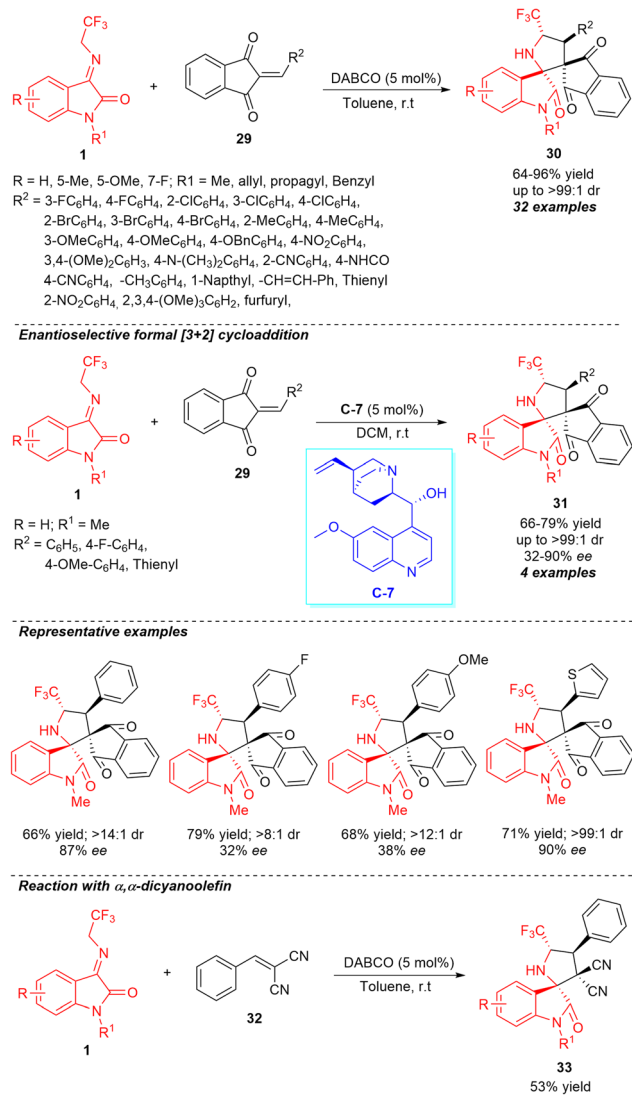


Scheme 12 Catalyst-controlled diastereodivergent construction of CF_3 -embedded spirocyclic oxindoles.

oxindoles encompassing the trifluoromethyl group from base-catalyzed [3+2] cycloaddition of *N*-2,2,2-trifluoroethylisatin ketimines **1** and 2-aryl/heteroaryliden-1*H*-indene-1,3(2*H*)-diones **29** as an activated olefin source (Scheme 13).⁶¹ Using 5 mol% of DABCO as the basic organocatalyst, we were delighted to accomplish the respective products **30** encompassing four contiguous stereocenters in moderate to excellent yield and diastereoselectivity. Notwithstanding the reaction showed good tolerances for a variety of electronic substituents present at the varied positions of the aromatic ring of ketimines, the R^2 substitutions of 1*H*-indene-1,3(2*H*)-diones by aromatic compounds with electron-deficient and electron-rich groups were established to work efficiently, delivering the products in 64–96% yield with up to >99:1 diastereoselectivity. The reaction condition was found to be very compatible not only with aryl-substituted 1*H*-indene-1,3(2*H*)-diones, but also well executed with heteroaryl-substituted 1*H*-indene-1,3(2*H*)-diones. The enantioselective synthesis of spirooxindoles **31** with two adjacent spiro-quaternary chiral centers in 66–79% yield with up to >99:1 diastereoselectivity and 32–90% enantioselectivity



Scheme 11 Squaramide-catalyzed domino Michael/Mannich 1,3-dipolar cycloaddition for synthesizing CF_3 -embedded spirooxindoles.



Scheme 13 Utilization of 1*H*-indene-1,3(2*H*)-diones in [3+2] cycloaddition to access novel CF₃-embedded spirooxindoles.

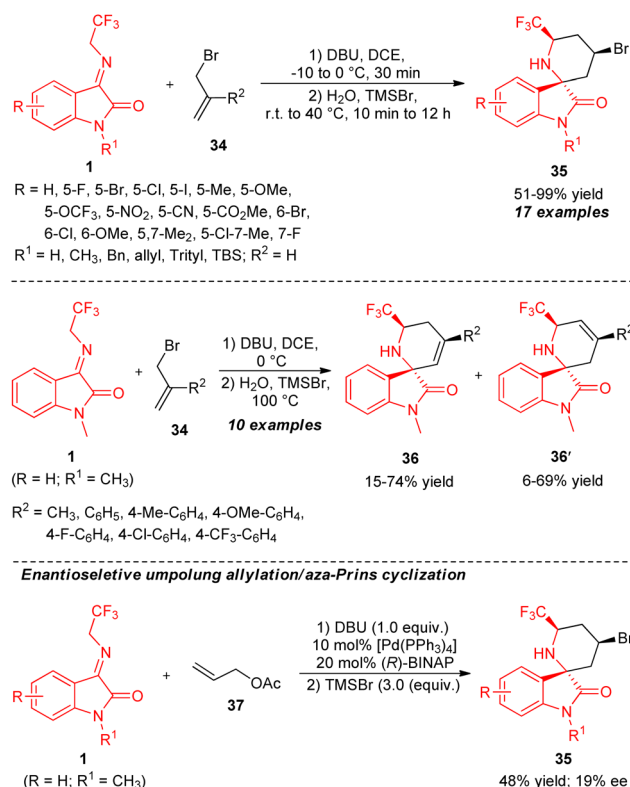
was demonstrated using the ultralow loading (5 mol%) of quinine C-7 as the chiral organocatalyst at room temperature, showcasing the synthetic potentiality of the strategy. However, ample attention still needs to be paid to extend the scopes of the substrates with enhanced enantioselectivity by developing other catalytic conditions. In the same way, we executed a reaction between ketimines **1** and arylidene malononitrile **32** by employing the typical condition, which offered the product **33** in 53% yield. This result further authenticates the implications of the current approach.

3. Synthesis of spirocyclic oxindoles comprising trifluoromethyl group via [3+3] cycloaddition reaction

Although the reactivity of *N*-2,2,2-trifluoroethylisatin ketimines in the [3+2] cycloaddition with a broad-spectrum activated olefin source for recognizing 5-membered ring-bearing

spirooxindoles that consist of trifluoromethyl groups was well established, the corresponding [3+3] cycloaddition of *N*-2,2,2-trifluoroethylisatin ketimines was limited. Consequently, a deep investigation for the demonstration of this azomethine ylide precursor is highly required.

After the successful attempts of *N*-2,2,2-trifluoroethylisatin ketimines in the [3+3] cycloaddition by the Bi group,⁶² a new [3+3] cycloaddition strategy employing the umpolung reactivity of ketimines **1** and aza-Prins cyclization to produce diverse six-membered rings containing spirooxindoles encompassing the trifluoromethyl group was developed by Ko and co-workers (Scheme 14).⁶³ With the aid of DBU as the basic catalytic system, the one-pot treatments of **1** and allyl bromide **34** in the presence of H₂O and TMSBr enabled easy access to the respective products **35** in moderate to outstanding yield by varying the temperature of the reaction from −10 to 0 °C in the allylation step, and from room temperature to 40 °C for the cyclization step. The electronic properties of the substrates have a small effect on the yield of the products. On the other hand, substitutions on the allyl bromide ring by different alkyl and aryl-substituted groups resulted in the formation of products **36** and **36'** subsequently. Moreover, the asymmetric version of this umpolung allylation/aza-Prins cyclization was examined by the authors. In the presence of 10 mol% of Pd(PPh₃)₄ as the metal catalyst and 20 mol% of (*R*)-BINAP as the chiral ligand, the reaction of **1** (R = H; R¹ = Me) with **37** afforded the chiral product **35** (R = H; R¹ = Me) in 48% yield with only 19%



Scheme 14 Umpolung allylation/aza-Prins cyclization towards the rapid access to six-membered containing spirooxindoles.



enantioselectivity. This result indicates the possibility of enhancing the enantioselectivity of the reaction by introducing other catalytic asymmetric approaches.

4. Synthesis of spirocyclic oxindoles comprising the trifluoromethyl group via [4+3] cycloaddition reactions

The stereodivergent construction of polycyclic molecules greater than five- and six-membered rings *via* [4+3] cycloaddition remains a continuous challenge in synthetic organic chemistry due to the increased ring tension. On the other hand, the catalytic asymmetric [3+2] cycloaddition of α,β -unsaturated carbonyl compounds and 1,3-dipoles has been well recognized in the literature. The subsequent [4+3] annulation of substrates comprising an extended double bond was still unassigned and difficult, and underwent [3+2] cycloaddition rather than [4+3] cycloaddition.⁶⁴

Considering the aforementioned challenges, Chun and group realized the reactivity of α -vinyl α,β -unsaturated aldehydes as 4-C synthons in β,γ' -regioselective [4+3] annulations with *N*-2,2,2-trifluoroethylisatinimines **1** for constructing seven-membered spirooxindoles having the azepane motif by iminium ion-dienamine catalysis (Scheme 15).⁶⁵ With the aid of 20 mol% of proline-derived organocatalyst **C-8** in the presence of 20 mol% of benzoic acid, a broad spectrum of structurally functionalized spirocyclic oxindoles encompassing a trifluoromethyl group with a seven-membered azepane ring have been isolated in moderate to excellent yield with good to excellent enantioselectivity. A variety of β -aromatic or hetero-aromatic substituents installed in the α -vinylenals ring were well reacted in this reaction and provided high to excellent

enantioselectivity, while β -alkyl substituents showed reduced reactivity for this reaction. Similarly, the corresponding product **39** was not observed with substrates bearing a γ' -alkyl group. The synthesized product **39** ($R = R^3 = H$; $R^1 = Me$; $R^2 = Ph$) comprising the α,β -unsaturated aldehyde moiety could be further transformed into a high molecular complex structure **41** in 87% yield with >19:1 diastereoselectivity and 90% enantioselectivity by a [3+3] cycloaddition with cyclohexane-1,3-dione **40**. The β,γ' -regioselective [4+2] annulation pathway is assumed to proceed, rather than the traditional [3+2] pathway, due to the generation of a more hindered quaternary center by α -substitution.

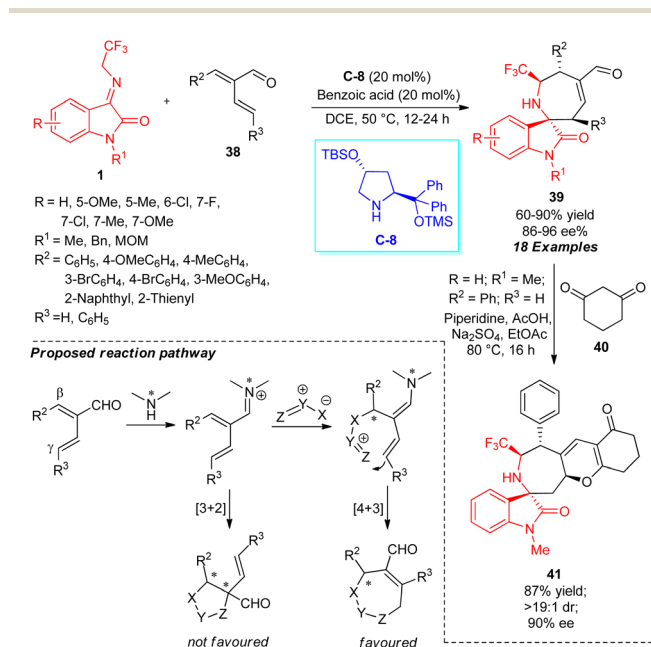
5. Conclusions

Considering the advantageous outcome produced from the introduction of fluorine or fluorine-containing molecules into bioactive compounds, the installation of fluorine (especially the trifluoromethyl core) at the α -position of a nitrogen atom has received immense attention in synthetic organic chemistry, as it affects the binding potential of the drug receptor by reducing the alkalinity of the amide group. On the other hand, spirocyclic oxindoles were well distributed in the core scaffolds of broad-spectrum natural products, and pharmaceutically potential synthetic drug candidates. In this regard, the stereocontrolled construction of spirocyclic oxindoles encompassing the trifluoromethyl group is of increasing academic and scientific interest. Consequently, after the pioneering work by Wang *et al.* in 2015, the reactivity of *N*-2,2,2-trifluoroethylisatin ketimines as an efficient and easily prepared azomethine ylide precursor in many 1,3-dipolar cycloaddition reactions for the construction of diverse CF_3 -containing spirocyclic oxindoles has been devised. This mini-review article is organized to provide a recent overview of the stereoselective assembly of spirocyclic oxindoles comprising the trifluoromethyl group by employing the reactivity of *N*-2,2,2-trifluoroethylisatin ketimines.

From the aforementioned information presented in this review article and based on the literature review, it was found that most of the synthetic methodology implemented the reactivity of these azomethine ylide precursors through [3+2] cycloaddition reaction. The corresponding [3+3], [3+5], [4+2], and [4+3] cycloadditions were still not fully developed, and only a limited report existed. We hope that the information provided in this review article will help and stimulate the scientific community for further improvements in the selectivity of the products by introducing more catalytic asymmetric methodologies. We believe that the limited [3+3], [3+5], [4+2], and [4+3] cycloadditions of *N*-2,2,2-trifluoroethylisatin ketimines will also be investigated, and more unprecedented methodologies will be developed in the near future.

Author contributions

BB: conceptualization, investigation, software, writing original draft, writing – review & editing, resources. NSV: writing original draft. SS: writing original draft. MP: software. MSP: investigation. RP: investigation. RC: supervision.



Scheme 15 Enantioselective [4+3] cycloaddition of ketimines for synthesizing seven-membered CF_3 -embedded spirooxindoles.

Conflicts of interest

There are no conflicts to declare.

Acknowledgements

B. B. and N. S. V. thank UGC-India for the fellowship. Author thanks the Central University of Gujarat and Central University of Karnataka for the infrastructure to carry out the work.

Notes and references

- 1 S. Purser, P. R. Moore, S. Swallow and V. Gouverneur, *Chem. Soc. Rev.*, 2008, **37**, 320–330.
- 2 D. O'Hagan, *Chem. Soc. Rev.*, 2008, **37**, 308–319.
- 3 J. Wang, M. Sánchez-Roselló, J. L. Aceña, C. del Pozo, A. E. Sorochinsky, S. Fustero, V. A. Soloshonok and H. Liu, *Chem. Rev.*, 2014, **114**, 2432–2506.
- 4 W. K. Hagmann, *J. Med. Chem.*, 2008, **51**, 4359–4369.
- 5 T. Furuya, A. S. Kamlet and T. Ritter, *Nature*, 2011, **473**, 470–477.
- 6 K. Müller, C. Faeh and F. Diederich, *Science*, 2007, **317**, 1881–1886.
- 7 A. S. Nair, A. K. Singh, A. Kumar, S. Kumar, S. Sukumaran, V. P. Koyiparambath, L. K. Pappachen, T. M. Rangarajan, H. Kim and B. Mathew, *Processes*, 2022, **10**, 2054.
- 8 A. Bondi, *J. Phys. Chem.*, 1964, **68**, 441–451.
- 9 H.-J. Böhm, D. Banner, S. Bendels, M. Kansy, B. Kuhn, K. Müller, U. Obst-Sander and M. Stahl, *ChemBioChem*, 2004, **5**, 637–643.
- 10 M. Inoue, Y. Sumii and N. Shibata, *ACS Omega*, 2020, **5**, 10633–10640.
- 11 H. Egami and M. Sodeoka, *Angew. Chem., Int. Ed.*, 2014, **53**, 8294–8308.
- 12 J. A. MacPhee, A. Panaye and J.-E. Dubois, *Tetrahedron*, 1978, **34**, 3553–3562.
- 13 T. Liang, C. N. Neumann and T. Ritter, *Angew. Chem., Int. Ed.*, 2013, **52**, 8214–8264.
- 14 E. P. Gillis, K. J. Eastman, M. D. Hill, D. J. Donnelly and N. A. Meanwell, *J. Med. Chem.*, 2015, **58**, 8315–8359.
- 15 G. Yan, K. Qiu and M. Guo, *Org. Chem. Front.*, 2021, **8**, 3915–3942.
- 16 M. Ganesh and S. Suraj, *Org. Biomol. Chem.*, 2022, **20**, 5651–5693.
- 17 L.-M. Zhou, R.-Y. Qu and G.-F. Yang, *Expert Opin. Drug Discovery*, 2020, **15**, 603–625.
- 18 A. J. Boddy and J. A. Bull, *Org. Chem. Front.*, 2021, **8**, 1026–1084.
- 19 B. Borah, J. Bora, P. Ramesh and L. R. Chowhan, *RSC Adv.*, 2022, **12**, 12843–12857.
- 20 B. Borah, K. D. Dwivedi and L. R. Chowhan, *Polycyclic Aromat. Compd.*, 2022, **42**, 5893–5937.
- 21 B. Borah, K. D. Dwivedi and L. R. Chowhan, *Arkivoc*, 2021, **2021**, 273–328.
- 22 T. L. Pavlovskaya, R. Gr. Redkin, V. V. Lipson and D. V. Atamanuk, *Mol. Diversity*, 2016, **20**, 299–344.
- 23 M. Aldeghi, S. Malhotra, D. L. Selwood and A. W. E. Chan, *Chem. Biol. Drug Des.*, 2014, **83**, 450–461.
- 24 N. Basarić, Ž. Marinić and M. Šindler-Kulyk, *J. Org. Chem.*, 2006, **71**, 9382–9392.
- 25 M. Asad, M. N. Arshad, A. M. Asiri, S. A. Khan, M. Rehan and M. Oves, *Polycyclic Aromat. Compd.*, 2022, **42**, 5385–5397.
- 26 R. C. Elderfield and R. E. Gilman, *Phytochemistry*, 1972, **11**, 339–343.
- 27 R. G. Geetha and S. Ramachandran, *Pharmaceutics*, 2021, **13**, 1170.
- 28 B. Borah, M. Patat, V. Singh, M. Sivaprakash, M. S. Prasad and L. R. Chowhan, *Org. Biomol. Chem.*, 2023, **21**, 1518–1530.
- 29 B. Borah, S. Sharma and L. R. Chowhan, *Asian J. Org. Chem.*, 2023, DOI: [10.1002/ajoc.202300020](https://doi.org/10.1002/ajoc.202300020).
- 30 X. Luo, W. Li, H. Lu, G. Deng, Y. Yang, C. Yang and Y. Liang, *Chin. Chem. Lett.*, 2021, **32**, 713–716.
- 31 M. Zhang, Y.-H. Liu, Z.-R. Shang, H.-C. Hu and Z.-H. Zhang, *Catal. Commun.*, 2017, **88**, 39–44.
- 32 M.-N. Chen, J.-Q. Di, J.-M. Li, L.-P. Mo and Z.-H. Zhang, *Tetrahedron*, 2020, **76**, 131059.
- 33 T. Hashimoto and K. Maruoka, *Chem. Rev.*, 2015, **115**, 5366–5412.
- 34 M. Kissane and A. R. Maguire, *Chem. Soc. Rev.*, 2010, **39**, 845–883.
- 35 G. Pandey, P. Banerjee and S. R. Gadre, *Chem. Rev.*, 2006, **106**, 4484–4517.
- 36 M. S. Reddy, L. R. Chowhan, N. Satish Kumar, P. Ramesh and S. B. Mukkamala, *Tetrahedron Lett.*, 2018, **59**, 1366–1371.
- 37 M. S. Reddy, N. S. Kumar and L. R. Chowhan, *RSC Adv.*, 2018, **8**, 35587–35593.
- 38 H. Nambu, M. Hikime, J. Krishnamurthi, M. Kamiya, N. Shimada and S. Hashimoto, *Tetrahedron Lett.*, 2009, **50**, 3675–3678.
- 39 H. Suga, D. Ishimoto, S. Higuchi, M. Ohtsuka, T. Arikawa, T. Tsuchida, A. Kakehi and T. Baba, *Org. Lett.*, 2007, **9**, 4359–4362.
- 40 G.-H. Li, W. Zhou, X.-X. Li, Q.-W. Bi, Z. Wang, Z.-G. Zhao, W.-X. Hu and Z. Chen, *Chem. Commun.*, 2013, **49**, 4770.
- 41 S.-I. Murahashi and Y. Imada, *Chem. Rev.*, 2019, **119**, 4684–4716.
- 42 M. Ma, Y. Zhu, Q. Sun, X. Li, J. Su, L. Zhao, Y. Zhao, S. Qiu, W. Yan, K. Wang and R. Wang, *Chem. Commun.*, 2015, **51**, 8789–8792.
- 43 Y.-X. Song and D.-M. Du, *J. Org. Chem.*, 2018, **83**, 9278–9290.
- 44 Y. Lin, Y.-X. Song and D.-M. Du, *Adv. Synth. Catal.*, 2019, **361**, 1064–1070.
- 45 B. Li, F. Gao, X. Feng, M. Sun, Y. Guo, D. Wen, Y. Deng, J. Huang, K. Wang and W. Yan, *Org. Chem. Front.*, 2019, **6**, 1567–1571.
- 46 H. Gui, Y. Wei and M. Shi, *Chem.-Asian J.*, 2020, **15**, 1225–1233.
- 47 J. Adrio and J. C. Carretero, *Chem. Commun.*, 2014, **50**, 12434–12446.
- 48 L. M. Stanley and M. P. Sibi, *Chem. Rev.*, 2008, **108**, 2887–2902.
- 49 X. Fang and C.-J. Wang, *Org. Biomol. Chem.*, 2018, **16**, 2591–2601.



- 50 R. Saeed, A. P. Sakla and N. Shankaraiah, *Org. Biomol. Chem.*, 2021, **19**, 7768–7791.
- 51 B. Borah and L. R. Chowhan, *Tetrahedron Lett.*, 2022, **104**, 154014.
- 52 R.-L. Wang, S.-K. Jia, Y.-J. Guo, Y. Yi, Y.-Z. Hua, H.-J. Lu and M.-C. Wang, *Org. Biomol. Chem.*, 2021, **19**, 8492–8496.
- 53 J. Xiao, X. Cheng, H. Peng, J. Liang, X. Luo and W. Su, *Chem. – Asian J.*, 2021, **16**, 2435–2438.
- 54 Y. Xiong, X.-X. Han, Y. Lu, H.-J. Wang, M. Zhang and X.-W. Liu, *Tetrahedron*, 2021, **87**, 132112.
- 55 Z. Chen, W. Liang, Z. Chen and L. Chen, *Eur. J. Org. Chem.*, 2021, **2021**, 788–793.
- 56 L. Chen, H.-Y. Geng, Z.-J. Chen, W. Liang and W.-Y. Jiao, *Tetrahedron Lett.*, 2021, **78**, 153276.
- 57 J.-Q. Zhao, S. Zhou, L. Yang, H.-Y. Du, Y. You, Z.-H. Wang, M.-Q. Zhou and W.-C. Yuan, *Org. Lett.*, 2021, **23**, 8600–8605.
- 58 C. Duffy, W. E. Roe, A. M. Harkin, R. McNamee and P. C. Knipe, *New J. Chem.*, 2021, **45**, 22034–22038.
- 59 T.-H. Li and D.-M. Du, *Org. Biomol. Chem.*, 2022, **20**, 817–823.
- 60 K. Li, Z. Zhang, J. Zhu, Y. Wang, J. Zhao, E.-Q. Li and Z. Duan, *Org. Chem. Front.*, 2022, **9**, 19–24.
- 61 M. S. Prasad, S. Bharani, S. M. Sharief, M. Ravi, M. Sivaprakash, B. Borah and L. R. Chowhan, *RSC Adv.*, 2022, **12**, 34941–34945.
- 62 H.-W. Zhao, J.-M. Guo, L.-R. Wang, W.-Q. Ding, Z. Tang, X.-Q. Song, H.-H. Wu, X.-Z. Fan and X.-F. Bi, *Org. Chem. Front.*, 2019, **6**, 3891–3895.
- 63 W. C. Jang, M. Jung and H. M. Ko, *Org. Lett.*, 2021, **23**, 1510–1515.
- 64 P. H. Poulsen, S. Vergura, A. Monleón, D. K. B. Jørgensen and K. A. Jørgensen, *J. Am. Chem. Soc.*, 2016, **138**, 6412–6415.
- 65 Y. Gao, X. Song, R.-J. Yan, W. Du and Y.-C. Chen, *Org. Biomol. Chem.*, 2021, **19**, 151–155.

