



Cite this: *Chem. Sci.*, 2019, 10, 5156

All publication charges for this article have been paid for by the Royal Society of Chemistry

Received 31st January 2019

Accepted 15th April 2019

DOI: 10.1039/c9sc00568d

rsc.li/chemical-science

Synthesis of α -heterosubstituted ketones through sulfur mediated difunctionalization of internal alkynes†

Zhong Zhang,^{id} Yuzheng Luo, Hongguang Du,^{id}* Jiayi Xu^{id}* and Pingfan Li^{id}*

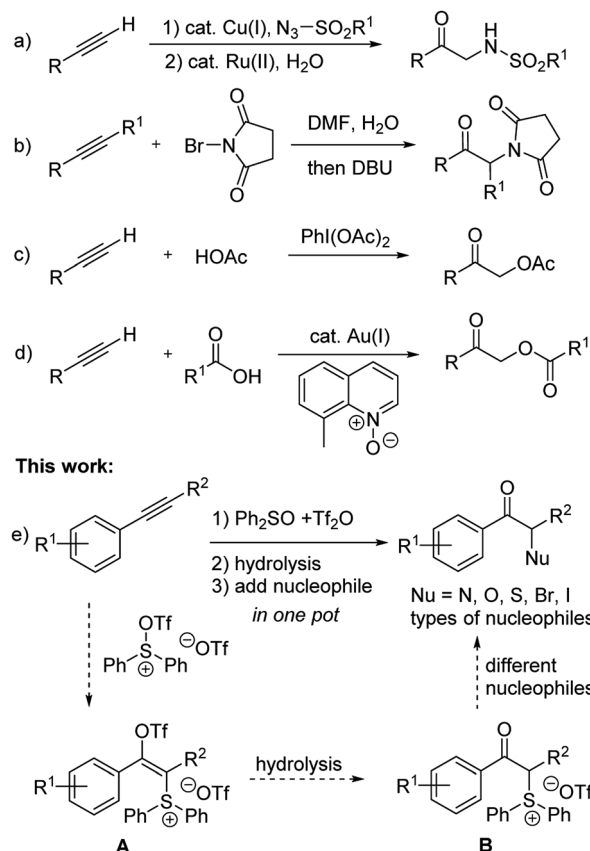
Synthesis of α -heterosubstituted ketones was achieved through sulfur mediated difunctionalization of internal alkynes in one pot. The reaction design involves: phenyl substituted internal alkyne attacking triflic anhydride activated diphenyl sulfoxide to give a sulfonium vinyl triflate intermediate, hydrolysis to give an α -sulfonium ketone, and then substitution with various nucleophiles. This method provides a unified route to access α -amino ketones, α -acyloxy ketones, α -thio ketones, α -halo ketones, α -hydroxy ketones, and related heterocyclic structures, in a rapid fashion.

Introduction

Ketones bearing α -heteroatom substituents constitute a class of compounds with significant synthetic interest.¹ Besides being important building blocks for more complex target structures, many drugs and biologically active molecules contain α -amino or α -hydroxy ketone moieties. For example, they are key substructures of bupropion² and brephedron,³ which are used in the clinical treatment of psychological disorders.

The most widely used method for synthesizing these compounds include: electrophilic α -halogenation/ α -oxidation/ α -amination of ketones or corresponding enolates,⁴ as well as nucleophilic substitution of α -bromo ketones with oxygen, chalcogen, or nitrogen nucleophiles.⁵ Oxidative difunctionalization of alkenes is another attractive route to give α -heterosubstituted ketones.⁶ Recently, difunctionalization of alkynes also emerged as an alternative route to access such structural motifs.⁷ Murakami's group⁸ developed a copper/rhodium catalyzed two-step reaction sequence for converting terminal alkynes to α -amino ketones *via* triazole intermediates (Scheme 1a). Liang's group⁹ reported the synthesis of α -succinimide/phthalimide substituted ketones through bromohydrate of alkynes and subsequent substitution (Scheme 1b). Hou *et al.* reported the conversion of terminal alkynes to α -acetoxy ketones by using $\text{PhI}(\text{OAc})_2$ as an oxidant (Scheme 1c).¹⁰ Zhang *et al.* developed a gold catalyzed reaction for converting terminal alkynes to α -acyloxy ketones (Scheme 1d).¹¹

On the other hand, to the best of our knowledge, a general one-pot method for converting alkynes to different types of α -heterosubstituted ketone products has not been reported.¹² It should be noted that the nitroso aldol reaction of ketones or



Scheme 1 Synthesis of α -heterosubstituted ketones through difunctionalization of alkynes.

State Key Laboratory of Chemical Resource Engineering, Department of Organic Chemistry, Faculty of Science, Beijing University of Chemical Technology, Beijing 100029, China. E-mail: dhg@mail.buct.edu.cn; jxxu@mail.buct.edu.cn; lipf@mail.buct.edu.cn

† Electronic supplementary information (ESI) available. See DOI: 10.1039/c9sc00568d



aldehydes did provide a way to introduce either nitrogen or oxygen atom at the α -position of carbonyls under complementary organocatalyzed or acid catalyzed conditions.^{4a,13} But extra steps were usually required to cleave the resulting N–O bond of such nitroso aldol products. MacMillan's group¹⁴ also developed an efficient CuBr₂ catalyzed coupling of α -carbonyls with dialkyl amines. However, extension of such a catalytic system to other nucleophiles has not been reported. Recently, Hartwig's group reported a general solution for enantioselective α -functionalization of ketones *via* an iridium catalyzed reaction of allylic carbonates containing silyl enol ethers as masked ketones.¹⁵ Herein, we describe a one-pot, transition-metal-free method for the synthesis of α -heterosubstituted ketones through sulfur mediated difunctionalization of internal alkynes (Scheme 1e).

In connection with our recent interest in sulfur mediated C–H functionalization of alkenes¹⁶ and alkynes,¹⁷ we are interested in the reactivity of sulfonium vinyl triflate intermediate **A** generated through alkyne attack of triflic anhydride activated diphenyl sulfoxide (see Scheme 1e).^{17a,18} We reasoned that if hydrolysis of **A** could give α -sulfonium ketone **B**, subsequent substitution with various nucleophiles in one pot would then afford different types of α -heterosubstituted ketones in a rapid and unified fashion.

Results and discussion

We chose 1-phenyl-1-butyne (**1a**) and aniline (**2a**) as our model substrates to find the optimal reaction conditions for the synthesis of α -amino ketone **3aa** (Table 1). For the first step, *i.e.* alkyne (**1a**) attack of triflic anhydride activated diphenyl sulfoxide, similar conditions were adopted to our previous studies on a sulfur mediated propargylic C–H alkylation reaction of alkynes.^{17a} We soon realized that the key to success of this one-pot reaction design was the optimal aqueous hydrolysis and buffer conditions for the conversion of sulfonium vinyl triflate intermediate **A** to α -sulfonium ketone **B**. Hydrolysis of **A** seems

to proceed best with basic aqueous sodium hydroxide, presumably through an addition/elimination pathway. However, with an excessive amount of sodium hydroxide, α -sulfonium ketone **B** would be converted to the corresponding carbonyl stabilized sulfur ylide **C**, which could not be used as the electrophile in our subsequent nucleophilic substitution reaction with aniline (**2a**). And thus, we have to acidify the reaction mixture appropriately to suppress the deprotonation of **B**, but not to acidify it too much as to protonate our nucleophilic amine base **2a**. Eventually, we found that the use of 3 equivalents of sodium hydroxide and 20 equivalents of water, followed by addition of 2 equivalents of sodium dihydrogen phosphate and 1.5 eq. (**2a**), gave 72% yield of product **3aa** (Table 1, entry 1). The results of deviation from the optimized reaction conditions are shown in Table 1 (entries 2–7).¹⁹ First, the amounts of sodium hydroxide and sodium dihydrogen phosphate were varied (entries 2–4). Then, tetramethylammonium hydroxide pentahydrate was used as the base (entry 5), and triflic acid (TfOH) or *p*-toluenesulfonic acid (PTSA) was used as the acid in step 2 (entries 6–7). None of these deviations afforded better yields than our standard conditions.

With the optimized reaction conditions in hand, the internal alkyne substrate scope was examined (Table 2). For phenyl substituted alkynes **1b**, **1f**, **1g**, and **1h**, corresponding α -amino ketone products **3ba**, **3fa**, **3ga**, and **3ha** were obtained in good yields. Olefin containing product **3da** was obtained in 52% yield, showcasing that the reactivity of phenyl substituted internal alkynes toward triflic anhydride activated sulfoxide reagents was higher than that of the terminal alkene moiety. Phenyl alkyne substrates bearing alkyl or halide (–F, –Cl, and –Br) substituents all afforded products (**3ca**, **3la**, **3ja**, **3ka**, **3na**, **3oa**, **3pa** and **3qa**) in good yields. When an electron-withdrawing acyl group was attached to the phenyl alkyne, a lower yield for product **3ma** was observed, and we recovered a significant amount of alkyne substrate **1m**. The yield of product **3ra** decreased to 21% when using alkyne **1r** bearing a strongly electron-withdrawing cyano group. For methoxy substituted

Table 1 Optimization of reaction conditions^a

Entry	Deviation from standard conditions	Yield/% ^b
1	None	72
2	Using 5 eq. of NaOH, 4 eq. of NaH ₂ PO ₄ in step 2	50
3	Using 1.5 eq. of NaH ₂ PO ₄ in step 2	62
4	Using 2.5 eq. of NaH ₂ PO ₄ in step 2	71
5	Using 3 eq. of Me ₄ NOH·5H ₂ O instead of NaOH and H ₂ O in step 2	49
6	Using TfOH instead of NaH ₂ PO ₄ in step 2	63
7	Using PTSA instead of NaH ₂ PO ₄ in step 2	63

^a Standard conditions A: a solution of **1a** (0.4 mmol) and Ph₂SO (0.48 mmol) in 2 mL of CH₂Cl₂ was treated with Tf₂O (0.48 mmol) at –78 °C, warmed up to 0 °C, NaOH (1.2 mmol) and H₂O (8 mmol) were added, and stirred at 40 °C for 12 h. Then, NaH₂PO₄ (0.8 mmol) and **2a** (0.6 mmol) were added to the reaction mixture and stirred at 40 °C for 12 h before work-up and purification. ^b Isolated yield after column chromatography.

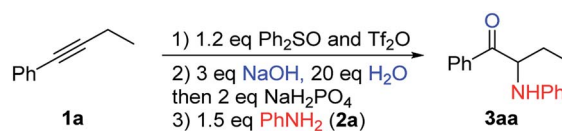
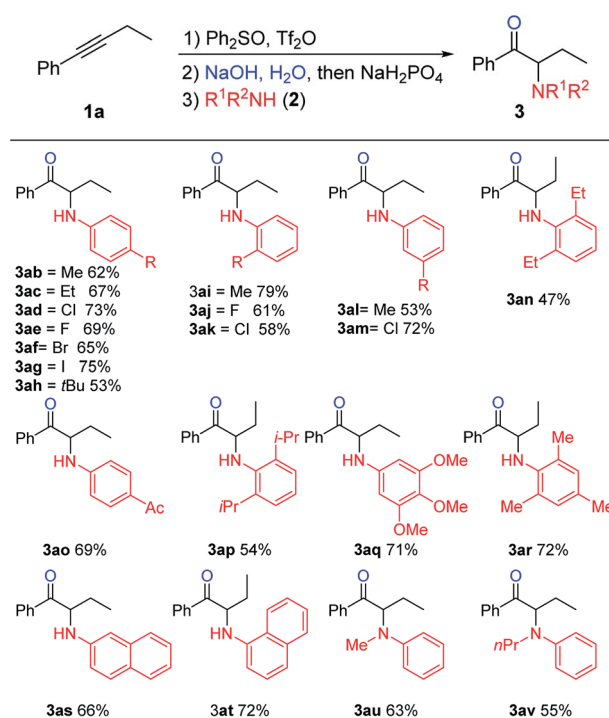


Table 2 Scope of alkynes **1**^{ab}

^a Standard conditions A: (1) **1** (0.4 mmol), Ph_2SO (0.48 mmol), and Tf_2O (0.48 mmol); (2) NaOH (1.2 mmol), H_2O (8 mmol), and NaH_2PO_4 (0.8 mmol); (3) **2a** (0.6 mmol). ^b Isolated yield. ^c 2 eq. of Ph_2SO and Tf_2O was added in step 1.

phenyl alkynes **1e** and **1i**, their reactions with triflic anhydride activated sulfoxide reagents could proceed completely, but it seems that the hydrolysis step was slower, which led to decreased yields for products **3ea** and **3ia**. For the same reason, substrate **1s** gave the product **3sa** in a lower yield of 52%. Using terminal alkynes as substrates could not afford this type of product, but would give alkynyl diphenyl sulfonium salts instead.^{18h} When dialkyl or alkyl silyl substituted alkynes were used, propargylic C–H arylation type products were obtained as previously reported by Procter *et al.* under similar reaction conditions.^{18j}

We then examined the electronic and steric effects of various arylamine nucleophiles on the reaction with alkyne **1a** (Table 3). To our delight, amines having both electron-donating and electron-withdrawing groups, as well as having increased steric hindrance at the *ortho* positions, all reacted smoothly to afford the desired products (from **3ab** to **3av**) in good to moderate yields. Even with sterically very hindered 2,6-diisopropylphenylamine **2p**, the desired product **3ap** was still obtained in 54% yield. Secondary amines **2u** and **2v** could also afford the corresponding α -amino ketones **3au** and **3av** in 63% and 55% yields, respectively.

Table 3 Scope of aryl amine nucleophiles **2**^{ab}

^a Standard conditions A: (1) **1a** (0.4 mmol), Ph_2SO (0.48 mmol), and Tf_2O (0.48 mmol); (2) NaOH (1.2 mmol), H_2O (8 mmol), and NaH_2PO_4 (0.8 mmol); (3) **2** (0.6 mmol). ^b Isolated yield.

We then turned our attention to the preparation of α -acyloxy ketones. It is reasoned that carboxylic acid substrates could act not only as nucleophiles, but also as acidic additives to replace the use of sodium dihydrogen phosphate to protonate the initially formed sulfur ylide during the hydrolysis step, and give the desired α -sulfonium ketone intermediate. Under further optimized reaction conditions, various carboxylic acids reacted nicely to give α -acyloxy ketone products in good yields (Table 4). In general, saturated carboxylic acids gave higher yields (**5aa–5an**), while alkenyl, aryl and hetero-aryl substituted carboxylic acids gave lower yields (**5ao–5at**).

This reaction could also be applied with other nucleophiles (Table 5). A number of thiophenols gave good yields (**7aa–7ad**). Other sulfur, nitrogen, or halogen based nucleophiles, such as 2-mercaptopyridine (**6e**), potassium thioacetate (**6f**), potassium *O*-ethyl carbonodithioate (**6g**), sodium azide (**6i**), potassium thiocyanate (**6j**), potassium iodide (**6k**) and potassium bromide (**6l**), all gave the desired products (**7ae–7al**) in good yields. Besides, α -hydroxyl ketone **7am** could also be obtained in 64% yield in the same fashion by using tetrabutylammonium hydroxide (**6m**) as both the base and nucleophile. Compared with the previous results obtained with sodium hydroxide or tetramethylammonium hydroxide (Table 1, entry 5), the better phase-transfer nature of **6m** seems to be the key factor for the successful formation of **7am**.

By using appropriate ambident nucleophiles, a number of interesting heterocyclic structures can be prepared, since the

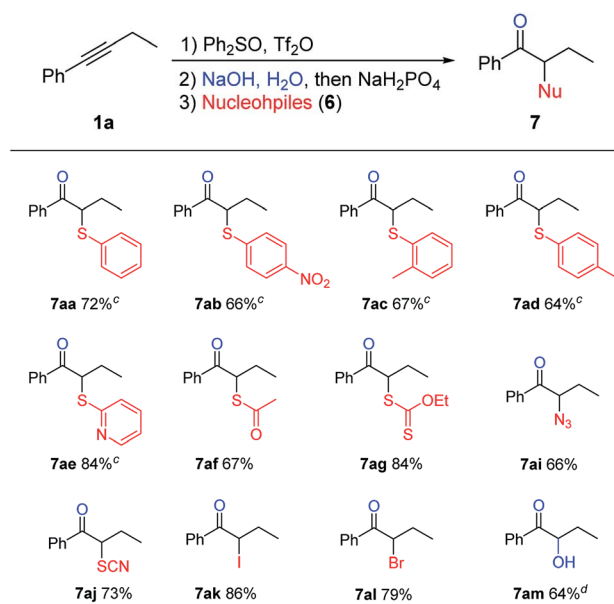


Table 4 Scope of carboxylic acid nucleophiles 4^a

^a Standard conditions B: (1) 1a (0.4 mmol), Ph₂SO (0.48 mmol), and Tf₂O (0.48 mmol); (2) NaOH (2 mmol), H₂O (6 mmol), and 4 (2 mmol). ^b Isolated yield. ^c Using RCO₂M (2 mmol) instead of NaOH and RCO₂H.

initially formed α -hetero substituted ketones could undergo intramolecular condensation reactions (Table 6).²⁰ When thio-urea 8a and phenylthio-urea 8b were used as nucleophiles, 2-aminothiazoles 9aa and 9ab were afforded in 64% and 82% yields, respectively. Similarly, when thioamides 8c and 8d were used, thiazole products 9ac and 9ad were obtained in 64% and 58% yields, respectively. 2-Aminopyridine 8e gave 3-ethyl-2-phenylimidazo[1,2-a]pyridine 9ae in 31% yield. When *ortho*-diaminobenzene 8f was used as the nucleophile, the initially formed product was easily oxidized and hard to purify. So we added 3 equivalents of 2,3-dichloro-5,6-dicyano-1,4-benzoquinone (DDQ) in one pot after step 3 to give quinoxaline 9af in 75% yield. Similarly, 2-aminothiophenol 8g gave product 9ag in 75% yield.

Our proposed reaction pathway is supported by the isolation and reactivity study of potential reaction intermediates (Scheme 2). When alkyne 1a was treated with triflic anhydride activated diphenyl sulfoxide, we could isolate the sulfonium vinyl triflate intermediate A in 93% yield, which could afford the

Table 5 Scope of other nucleophiles 6^{ab}

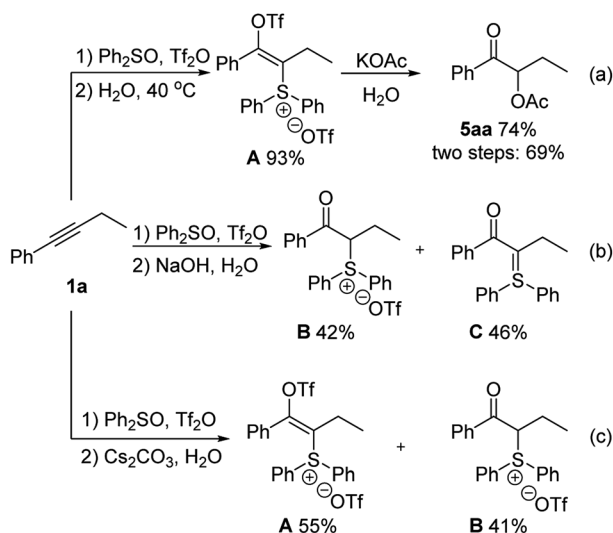
^a Standard conditions A: (1) 1a (0.4 mmol), Ph₂SO (0.48 mmol), and Tf₂O (0.48 mmol); (2) NaOH (1.2 mmol), H₂O (8 mmol), and NaH₂PO₄ (0.8 mmol); (3) 6 (0.6 mmol). ^b Isolated yield. ^c The reaction was performed without adding NaH₂PO₄ in step 2. ^d Skipped step 2 and added aqueous *n*Bu₄NOH solution as the nucleophile in step 3.

product 5aa after reacting with potassium acetate and water (Scheme 2a). The attempted hydrolysis of intermediate A with water alone did not occur in this case before the addition of basic potassium acetate. While hydrolysis of intermediate A did occur with sodium hydroxide and water, sulfonium salt B and

Table 6 Scope of ambident nucleophiles 8^{ab}

^a Standard conditions A: (1) 1a (0.4 mmol), Ph₂SO (0.48 mmol), and Tf₂O (0.48 mmol); (2) NaOH (1.2 mmol), H₂O (8 mmol), and NaH₂PO₄ (0.8 mmol); (3) 8 (0.6 mmol). ^b Isolated yield. ^c Added extra 2 mL dichloroethane and stirred at 60 °C in step 3. ^d Added 3 eq. DDQ after step 3.





Scheme 2 Isolation of reaction intermediates.

sulfur ylide **C** were isolated in 42% and 46% yields, respectively (Scheme 2b). With the weaker base cesium carbonate instead of the stronger base sodium hydroxide, α -sulfonium ketone intermediate **B** was obtained in 41% yield in addition to the 55% yield of sulfonium vinyl triflate **A** (Scheme 2c).²¹

To further explore the application of this reaction in the context of natural product derivatization, alkyne **10** was prepared in two steps from estrone (Scheme 3). Our difunctionalization reactions proceeded smoothly, and desired products **11**, **12** and **13** were afforded in 55%, 69% and 65% yields (*ca.* 1 : 1 mixture of two epimers with the newly generated stereocenters), respectively.

Our preliminary results of a catalytic asymmetric version of this reaction are shown in Scheme 4. When a chiral PCCP catalyst²² was added in step 3 and the reaction temperature lowered to $-20\text{ }^{\circ}\text{C}$, α -amino ketone **3ba** was obtained in 67%



Scheme 4 Preliminary results of a catalytic asymmetric version.

yield and 50% ee, which indicates the feasibility to develop a chiral Brønsted acid catalyzed reaction to prepare enantioenriched α -amino ketones directly from alkynes.

Conclusions

In conclusion, we have developed a general procedure for the synthesis of α -heterosubstituted ketones through sulfur mediated difunctionalization of internal alkynes. A variety of α -substituted ketones could be prepared by using nitrogen, oxygen, sulfur and halogen nucleophiles. Applications for the synthesis of heterocycles and derivatization of natural products are also realized. We are currently exploring the catalytic asymmetric version of this reaction, and those results will be reported in due course.

Conflicts of interest

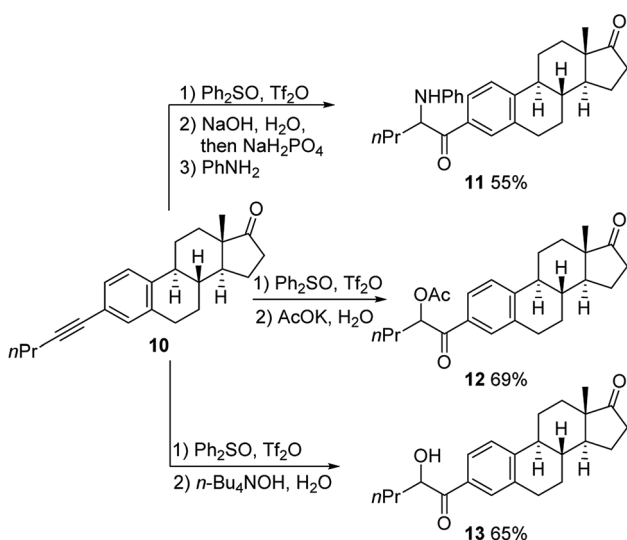
There are no conflicts to declare.

Acknowledgements

This research was supported in part by the National Natural Science Foundation of China (21402005, 21572017) and the Fundamental Research Funds for the Central Universities (XK-1802-6, 12060093063).

Notes and references

- Product Class 6: α -Heterosubstituted Ketones, in *Science of Synthesis*, ed. J. Cossy, Georg Thieme Verlag, Stuttgart, 2005, vol. 26.
- D. M. Perrine, J. T. Ross, S. J. Nervi and R. H. Zimmerman, *J. Chem. Educ.*, 2000, 77, 1479–1480.
- K. F. Foley and N. V. Cozzi, *Drug Dev. Res.*, 2003, 60, 252–260.
- (a) B. Maji and H. Yamamoto, *Bull. Chem. Soc. Jpn.*, 2015, 88, 753–762; (b) E. Erdik, *Tetrahedron*, 2004, 60, 8747–8782; (c) J. M. Janey, *Angew. Chem., Int. Ed.*, 2005, 44, 4292–4300; (d)

Scheme 3 Functionalization of estrone derivative **10**.

- A. M. R. Smith and K. K. Hii, *Chem. Rev.*, 2011, **111**, 1637–1656; (e) D. Sandoval, C. P. Frazier, A. Bugarin and J. Read de Alaniz, *J. Am. Chem. Soc.*, 2012, **134**, 18948–18951; (f) P. Selig, *Angew. Chem., Int. Ed.*, 2013, **52**, 7080–7082; (g) F. Zhou, F.-M. Liao, J.-S. Yu and J. Zhou, *Synthesis*, 2014, **46**, 2983–3003.
- 5 (a) L. E. Fisher and J. M. Muchowski, *Org. Prep. Proced. Int.*, 1990, **22**, 399–484; (b) P. A. Levene and A. Walti, *Org. Synth. Coll. Vol. II*, 1943, **2**, 5.
- 6 (a) R. N. Reddi, P. V. Malekar and A. Sudalai, *Org. Biomol. Chem.*, 2013, **11**, 6477–6482; (b) R. N. Reddi, P. K. Prasad and A. Sudalai, *Org. Lett.*, 2014, **16**, 5674–5677; (c) K. Muñoz, C. H. Hövelmann, A. Villar, R. Vicente, J. Streuff and M. Nieger, *J. Mol. Catal. A: Chem.*, 2006, **251**, 277–285; (d) P. K. Prasad, R. N. Reddi and A. Sudalai, *Org. Lett.*, 2016, **18**, 500–503; (e) M. H. Shinde and U. A. Kshirsagar, *Org. Biomol. Chem.*, 2016, **14**, 858–861; (f) M. Venkat Ram Reddy, R. Kumareswaran and Y. D. Vankar, *Tetrahedron Lett.*, 1995, **36**, 6751–6754; (g) A. Villar, C. H. Hövelmann, M. Nieger and K. Muñoz, *Chem. Commun.*, 2005, **0**, 3304–3306.
- 7 For bormohydration of alkynes see: (a) K. K. Rajbongshi, D. Hazarika and P. Phukan, *Tetrahedron*, 2016, **72**, 4151–4158; (b) C. Wu, X. Xin, Z.-M. Fu, L.-Y. Xie, K.-J. Liu, Z. Wang, W. Li, Z.-H. Yuan and W.-M. He, *Green Chem.*, 2017, **19**, 1983–1989; (c) W. He, L. Xie, Y. Xu, J. Xiang and L. Zhang, *Org. Biomol. Chem.*, 2012, **10**, 3168–3171.
- 8 T. Miura, T. Biyajima, T. Fujii and M. Murakami, *J. Am. Chem. Soc.*, 2012, **134**, 194–196.
- 9 M. Li, L. Zhang, B. Zhao and F. Liang, *RSC Adv.*, 2016, **6**, 93325–93329.
- 10 (a) D.-L. Mo, L.-X. Dai and X.-L. Hou, *Tetrahedron Lett.*, 2009, **50**, 5578–5581; (b) G. Deng and J. Luo, *Tetrahedron*, 2013, **69**, 5937–5944.
- 11 K. Ji, Y. Zhao and L. Zhang, *Angew. Chem., Int. Ed.*, 2013, **52**, 6508–6512.
- 12 For carbohydration of alkynes see: (a) D. Kaiser, L. F. Veiros and N. Maulide, *Chem.-Eur. J.*, 2016, **22**, 4727–4732; (b) T. Stopka, M. Niggemann and N. Maulide, *Angew. Chem., Int. Ed.*, 2017, **56**, 13270–13274.
- 13 (a) N. Momiyama and H. Yamamoto, *J. Am. Chem. Soc.*, 2003, **125**, 6038–6039; (b) N. Momiyama and H. Yamamoto, *J. Am. Chem. Soc.*, 2004, **126**, 5360–5361.
- 14 R. W. Evans, J. R. Zbieg, S. Zhu, W. Li and D. W. C. MacMillan, *J. Am. Chem. Soc.*, 2013, **135**, 16074–16077.
- 15 Z. T. He and J. F. Hartwig, *Nat. Chem.*, 2019, **11**, 177–183.
- 16 (a) G. Hu, J. Xu and P. Li, *Org. Lett.*, 2014, **16**, 6036–6039; (b) Z. Zhang, H. Du, J. Xu and P. Li, *Chem. Commun.*, 2016, **52**, 11547–11550.
- 17 (a) G. Hu, J. Xu and P. Li, *Org. Chem. Front.*, 2018, **5**, 2167–2170; (b) Z. Zhang, P. He, H. Du, J. Xu and P. Li, *J. Org. Chem.*, 2019, **84**, 4517–4524.
- 18 (a) L. H. S. Smith, S. C. Coote, H. F. Sneddon and D. J. Procter, *Angew. Chem., Int. Ed.*, 2010, **49**, 5832–5844; (b) A. P. Pulis and D. J. Procter, *Angew. Chem., Int. Ed.*, 2016, **55**, 9842–9860; (c) A. Shafir, *Tetrahedron Lett.*, 2016, **57**, 2673–2682; (d) H. Yorimitsu, *Chem. Rec.*, 2017, **17**, 1156–1167; (e) T. Yanagi, K. Nogi and H. Yorimitsu, *Tetrahedron Lett.*, 2018, **59**, 2951–2959; (f) L. Meng, J. Zeng and Q. Wan, *Synlett*, 2018, **29**, 148–156; (g) Z.-Y. Tian, Y.-T. Hu, H.-B. Teng and C.-P. Zhang, *Tetrahedron Lett.*, 2018, **59**, 299–309; (h) V. G. Nenajdenko, P. V. Vertelezkij and E. S. Balenkova, *Synthesis*, 1997, **1997**, 351–355; (i) A. J. Eberhart and D. J. Procter, *Angew. Chem., Int. Ed.*, 2013, **52**, 4008–4011; (j) J. A. Fernández-Salas, A. J. Eberhart and D. J. Procter, *J. Am. Chem. Soc.*, 2016, **138**, 790–793.
- 19 Note: diphenyl sulfide was obtained as the byproduct.
- 20 H. Kobayashi, J. A. Eickhoff and A. Zakarian, *J. Org. Chem.*, 2015, **80**, 9989–9999.
- 21 R. M. P. Dias and A. C. B. Burtoloso, *Org. Lett.*, 2016, **18**, 3034–3037.
- 22 (a) C. D. Gheewala, B. E. Collins and T. H. Lambert, *Science*, 2016, **351**, 961–965; (b) C. D. Gheewala, J. S. Hirschi, W.-H. Lee, D. W. Paley, M. J. Veticatt and T. H. Lambert, *J. Am. Chem. Soc.*, 2018, **140**, 3523–3527; (c) C. Yuan, J. Li and P. Li, *ACS Omega*, 2018, **3**, 6820–6826.

