

REVIEW

View Article Online
View Journal | View Issue



Cite this: *Ind. Chem. Mater.*, 2026, 4, 33

Engineering internal electric fields in photoelectrochemical systems for enhanced hydrogen evolution: mechanisms, characterization and design strategies

Fen Qiao * and Bo Li

Photoelectrocatalytic (PEC) hydrogen production represents a pivotal technology for sustainable energy conversion, yet its efficiency is fundamentally limited by rapid charge recombination and sluggish reaction kinetics. This review highlights internal electric field (IEF) engineering as an innovative strategy to overcome these challenges by rationally designing catalysts at the nanoscale. We systematically discussed how tailored IEFs construction *via* heterojunctions, doping, surface modification, and strain engineering can dramatically enhance charge separation, transport, and surface redox kinetics in photoelectrocatalysts. By elucidating the underlying mechanisms (e.g., band bending, dipole effects, and interfacial screening), we summarized universal principles for IEF manipulation across diverse materials, including metal oxides, chalcogenides, and 2D heterostructures. Furthermore, we critically evaluate performance breakthroughs in solar-to-hydrogen conversion enabled by IEF optimization. Challenges such as field stability under operational conditions and scalability are addressed, alongside emerging opportunities in machine learning aided design. This work not only provides a guide for next-generation photoelectrocatalysts but also extends IEF strategies to broader energy applications, underscoring their transformative potential in achieving carbon neutrality.

Received 23rd June 2025,
Accepted 9th September 2025

DOI: 10.1039/d5im00112a

rsc.li/icm

Keywords: Internal electric field; Hydrogen evolution reaction; Heterojunction; Surface modification.

1 Introduction

Photoelectrocatalytic (PEC) hydrogen production, a technology that directly converts solar energy into hydrogen,

is regarded as a critical component of future clean energy systems due to its environmental friendliness, high efficiency, and sustainability.^{1–5} The development of photoelectric hydrogen production traces its origins to Fujishima and Honda's pioneering demonstration of photocatalytic water oxidation on TiO₂ electrodes.⁶ This work laid the groundwork for semiconductor-mediated photoelectrochemistry, extensive research endeavors have been dedicated to engineering advanced metal oxide materials with enhanced photocatalytic activity for solar-driven water splitting.^{7–10} Follow-up studies prioritized visible-light-active materials such as Fe₂O₃,¹¹ BiVO₄,¹² and Cu₂O.¹³ Progress in nanoscale morphology control and catalytic surface modification led to improved charge transport and reaction efficiency.^{14–29} Contemporary strategies focus on tailored interface properties, internal field optimization, and device architectures to address challenges in efficiency and durability.^{30–48} This ongoing advancement underscores a convergence of materials chemistry, photophysics, and catalytic engineering aimed at achieving scalable solar-driven hydrogen generation. However, current PEC hydrogen production technology still faces numerous challenges, including low catalytic efficiency, insufficient light absorption, and poor charge separation and transport

School of Energy & Power Engineering, Jiangsu University, Zhenjiang, 212031, P. R. China. E-mail: fqiao@ujs.edu.cn



Fen Qiao

Fen Qiao received her Ph.D. degree from Dalian University of Technology in 2010. From 2010 to 2012, she worked as a postdoctoral researcher in Liberato Manna's group at the Italian Institute of Technology, Italy, and then worked at Jiangsu University as a professor. Her current research interests mainly focus on nanocrystals and their applications in photoelectrocatalytic hydrogen production. She has published

more than 160 papers in international journals.



properties, which significantly hinder its widespread application.

The urgent need for this review stems from the following critical gaps in the current research landscape. While built-in electric field catalysts have shown promise in enhancing PEC performance, no comprehensive analysis exists to unify the scattered mechanistic insights and design principles across heterojunctions, doping, and nanostructuring strategies. Recent breakthroughs in electric field modulation techniques (*e.g.*, atomic-level doping, interfacial engineering) have fundamentally reshaped understanding of charge dynamics but remain under-reviewed. Emerging applications of machine learning for electric field optimization present a paradigm shift in catalyst design that existing reviews have not addressed. This work uniquely bridges these gaps by establishing structure–activity relationships through a critical synthesis of cutting-edge studies, while providing a guide for next-generation catalyst development that distinguishes itself from prior summaries focused solely on material classifications or performance comparisons.

The design of catalysts with built-in electric fields has emerged as an innovative solution, offering a novel perspective to address these issues. By introducing an internal electric field within the catalyst, the separation, migration, and recombination processes of photogenerated electron–hole pairs can be effectively modulated, thereby enhancing the photoelectrocatalytic performance.⁴⁹ This strategy not only optimizes the band structure of the catalyst but also facilitates efficient charge transport at the nanoscale, providing a new approach for the development of high-performance photoelectrocatalysts.⁵⁰ In recent years, significant progress has been made in the development of catalysts with built-in electric fields, both domestically and internationally. By constructing heterojunctions, doping modifications, surface functionalization, and other strategies, researchers have successfully introduced internal electric fields within catalysts, markedly enhancing their photoelectrocatalytic (PEC) hydrogen production activity and stability.⁵¹ These built-in electric field design strategies not only improve the light absorption capacity of catalysts but also optimize charge separation and transport pathways, thereby boosting catalytic performance.⁵² However, despite the considerable potential of built-in electric field catalysts in PEC hydrogen production, research in this area remains in its early stages, facing several challenges.⁵³

A key research focus and challenge lies in the precise control of the electric field's intensity, direction, and distribution within the catalyst to achieve optimal PEC performance. Additionally, issues such as fabrication processes, cost-effectiveness, and long-term stability of built-in electric field catalysts require further investigation and resolution.^{54,55} The study of built-in electric field catalysts in PEC hydrogen production holds significant scientific and practical value.⁵⁶ These catalysts provide new insights into charge carrier behavior during PEC processes.⁵³ By modulating the internal electric field, researchers can gain a

deeper understanding of the separation, migration, and recombination mechanisms of photogenerated electron–hole pairs, as well as their impact on catalytic performance.⁵⁴ This not only helps elucidate the fundamental principles of PEC hydrogen production but also offers theoretical guidance for developing more efficient and stable catalysts.⁵⁵ Built-in electric field catalysts hold promise for advancing the commercialization of PEC hydrogen production technology. By optimizing the band structure and charge transport properties, these catalysts can significantly improve efficiency, stability, and cost-effectiveness.⁵⁷ However, the practical application of PEC hydrogen production still faces numerous challenges, particularly in catalyst design and optimization.⁵⁸ Recently, built-in electric field catalysts have emerged as an innovative strategy to enhance PEC hydrogen production efficiency, warranting in-depth exploration of their current research status. The core principle of these catalysts lies in regulating the internal electric field distribution to optimize the separation and transport of photogenerated electrons and holes, thereby improving catalytic efficiency.⁵⁹ The realization of this strategy depends on precise control over the catalyst's band structure,⁶⁰ charge transport properties,⁶¹ and surface chemistry.⁶² Recent advances in catalyst design have demonstrated effective modulation of internal electric fields through strategic approaches including heterojunction construction, elemental doping, and nanostructure engineering. In heterojunction catalysts, the interfacial contact between materials with distinct band structures generates built-in electric fields that facilitate the separation of photogenerated electron–hole pairs. A representative example is the type II heterojunction formed by coupling wide-bandgap and narrow-bandgap semiconductors, which has shown remarkable enhancement in charge carrier separation efficiency.^{63–65} Furthermore, the incorporation of dopants such as nitrogen or phosphorus enables precise tuning of the catalyst's band structure, thereby optimizing the spatial distribution of internal electric fields.⁶⁶ The architectural design of nanostructures plays an equally critical role in determining the performance of internal electric field catalysts.⁶⁷ Precise control over nanocatalyst morphology, dimensions, and spatial arrangement significantly improves charge carrier transport and collection efficiency. One-dimensional nanowires, two-dimensional nanosheets, and three-dimensional nanoporous frameworks have been widely employed in such designs due to their unique electronic transport properties and high specific surface areas.^{68,69} These nanostructures not only promote charge separation and migration but also provide abundant catalytically active sites, collectively enhancing catalytic efficiency.

Beyond internal electric field modulation, the surface chemical properties of catalysts profoundly influence photoelectrocatalytic hydrogen evolution performance.⁶¹ Surface modification techniques, including functional group grafting and chemical adsorption, can precisely regulate the electronic structure and surface chemistry of catalysts,



thereby optimizing their interfacial interactions with reactants. For instance, the introduction of hydrophilic functional groups (e.g., hydroxyl or carboxyl moieties) has been shown to improve both reaction kinetics and operational stability in PEC systems.⁷⁰ Several critical challenges remain to be addressed in the development of internal electric field catalysts for practical applications. Primarily, the stability and durability of these catalysts require substantial improvement to meet industrial operational demands. A second key challenge lies in the precise regulation of internal electric field distribution – achieving optimal spatial configuration and intensity remains both a research hotspot and a significant technical hurdle in maximizing photoelectrocatalytic performance. Furthermore, the scalability and cost-effectiveness of catalyst fabrication processes present additional obstacles that demand thorough investigation and innovative solutions. This review systematically summarizes recent advances in internal electric field catalyst design for photoelectrocatalytic hydrogen production, with particular emphasis on elucidating the fundamental mechanisms by which internal electric fields modulate catalytic performance (Fig. 1). Through comprehensive analysis of electric field construction principles and modulation strategies, we aim to reveal optimal pathways for photogenerated carrier separation and transport, establish structure–performance relationships to guide rational catalyst design and provide critical comparison of various electric field engineering approaches. By synthesizing current research findings, this work not only deepens the fundamental understanding of electric field–catalyst interactions but also provides new design principles

for developing efficient and stable photoelectrocatalytic systems, ultimately facilitating their practical implementation.

2 Theoretical foundations of internal electric field design

2.1 Mechanisms of electric field–catalyst interactions

The interaction mechanisms between electric fields and catalysts in internally designed electric field catalysts represent a critical factor for achieving high-efficiency photoelectrocatalytic hydrogen production. These mechanisms encompass multiple aspects including electric field-induced charge separation, migration acceleration, and band structure modulation.^{71–73} In internally designed electric field catalysts, the established internal electric field promotes effective separation of photogenerated electrons and holes through field-driven forces.⁷⁴ Under illumination, photon absorption generates electron–hole pairs within the catalyst. The presence of an internal electric field induces directional migration of these charge carriers toward opposite directions, thereby achieving efficient charge separation.⁷⁵ Notably, both the intensity and orientation of the electric field significantly influence charge separation efficiency. Precise control over these parameters enables optimization of the separation process and enhancement of photoelectrocatalytic hydrogen evolution performance.⁷⁶

Beyond charge separation, the internal electric field also facilitates accelerated charge migration within the catalyst.⁷⁷ Field-driven forces promote the transport of photogenerated electrons and holes toward the conduction and valence bands, respectively, where they participate in redox reactions with hydrogen and oxygen ions in solution to produce hydrogen and oxygen.^{78,79} This field-enhanced migration process reduces charge recombination probabilities during transport, consequently improving both the reaction kinetics and operational stability of photoelectrocatalytic hydrogen generation.⁸⁰ The internal electric field further optimizes photoelectrocatalytic performance through band structure engineering. As a fundamental determinant of catalytic activity, the band structure can be precisely modulated by the internal electric field to favor both charge separation and migration processes.⁸¹ Simultaneously, the electric field influences surface electronic structure and chemical properties, thereby optimizing catalyst–reactant interactions and enhancing catalytic activity.⁸² Interface interactions between the electric field and catalyst surface constitute another critical factor affecting photoelectrocatalytic performance.⁸³ The electric field modifies surface charge distributions, consequently regulating reactant adsorption/desorption processes. Furthermore, it modulates surface redox reaction kinetics and optimizes reaction pathways to improve catalytic efficiency.^{84,85}

The electric field–catalyst interaction mechanisms in internally designed systems thus serve as the foundation for high-performance photoelectrocatalytic hydrogen production.⁸⁶ Through strategic control of field intensity and

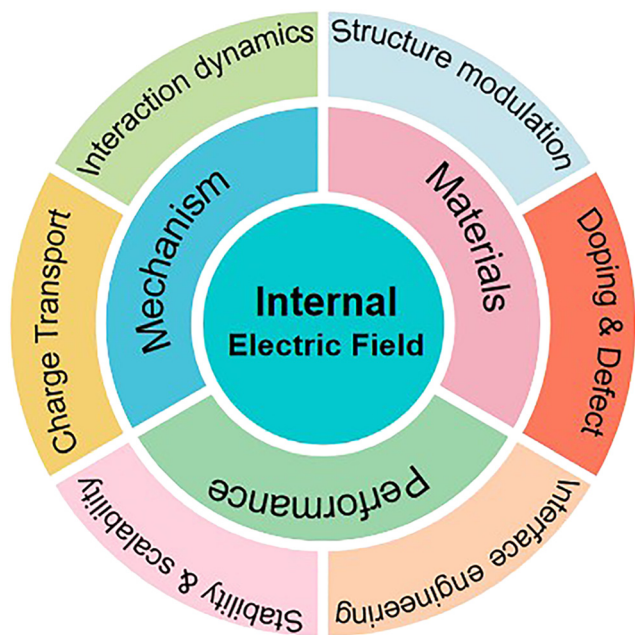


Fig. 1 Schematic illustration of internal electric field engineering strategies and their mechanistic roles in enhancing photoelectrocatalytic hydrogen evolution performance.



orientation, optimization of charge separation/migration processes, band structure engineering, and interfacial interaction modulation, significant improvements in both efficiency and stability can be achieved.⁸⁷ Future research in this field promises deeper understanding of these interaction mechanisms, providing both theoretical guidance and practical strategies for developing advanced photoelectrocatalytic systems with superior performance characteristics.

2.2 Fundamental principles of internal electric field design

The design principles of internal electric fields are based on the photoelectric effect in semiconductor materials and the regulatory role of electric fields on charge carrier dynamics.⁵² During photoelectrocatalytic hydrogen production, the catalyst absorbs photon energy to generate electron-hole pairs. However, the efficiency of this process is often limited by rapid charge recombination.⁸⁸ The internal electric field design addresses this challenge by establishing an intrinsic electric field within the catalyst structure, which utilizes electrostatic forces to facilitate effective separation and directional migration of photogenerated charge carriers, thereby reducing recombination probability and enhancing hydrogen evolution efficiency.⁸⁹

The fundamental mechanism of internal electric field design lies in the precise modulation of the catalyst's band structure and charge distribution. The band structure determines two critical properties: (1) the light absorption capacity and (2) the energy conversion efficiency of the catalyst,⁹⁰ while the charge distribution governs the spatial separation and transport characteristics of photogenerated carriers.⁹¹ Through strategic engineering of these two parameters, the separation pathways and migration trajectories of charge carriers can be optimized, leading to significant improvements in both the activity and operational stability of photoelectrocatalytic hydrogen generation systems.⁹²

2.3 Design strategies for internal electric fields

The construction of internal electric fields in photocatalysts primarily employs three fundamental strategies: (1)

heterojunction engineering, (2) elemental doping, and (3) nanostructure design.⁵⁶

2.3.1 Construction of heterojunction. Heterojunction engineering involves the deliberate integration of semiconductors with distinct band structures to create interfacial electric fields.⁹³ Elemental doping modifies the electronic structure through the introduction of foreign atoms, thereby generating built-in potential gradients.⁹⁴ Nanostructure design enables precise spatial control of charge transport pathways through morphological engineering at the nanoscale (Fig. 2).⁹⁵ These synergistic approaches facilitate the establishment of directional internal fields that significantly enhance charge separation efficiency in photoelectrocatalytic systems.

2.3.2 Incorporation of dopant elements. The introduction of dopant elements represents another effective strategy for engineering internal electric fields within catalysts. By modifying the electronic band structure and charge distribution, dopant elements can induce the formation of built-in electric fields, which play a crucial role in facilitating charge carrier separation and transport (Fig. 3). The strength and direction of the resulting internal electric field are highly dependent on both the type and concentration of the dopants. Systematic optimization of these parameters enables precise control over the internal electric field, thereby enhancing both the efficiency and stability of photoelectrocatalytic hydrogen production.^{96–100}

2.3.3 Nanostructure engineering. Nanostructure engineering represents a pivotal strategy for internal electric field design in photocatalysts. The unique structural characteristics of nanomaterials – including high specific surface area and abundant surface defects – provide numerous active sites and efficient charge transport pathways (Fig. 4).¹⁰¹ Precise control over nanostructural morphology, dimensions, and spatial distribution enables optimization of both the intensity and spatial configuration of internal electric fields, thereby enhancing the efficiency and stability of photoelectrocatalytic hydrogen evolution.¹⁰² Furthermore, tailored nanostructures can significantly improve light harvesting and energy conversion capabilities, leading to superior photocatalytic performance.¹⁰³ The design of internal electric fields through heterojunction construction, elemental doping, and nanostructure engineering offers an

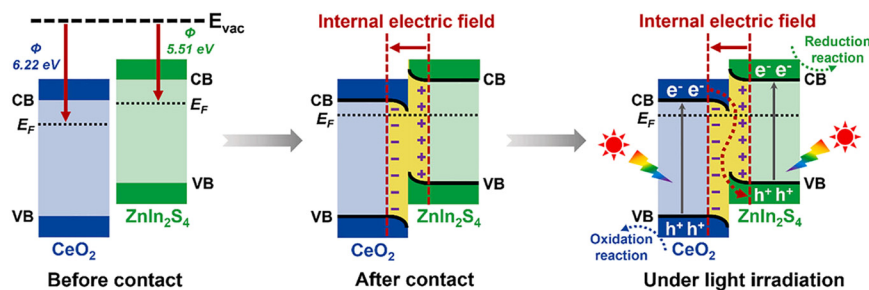


Fig. 2 Formation of $\text{ZnIn}_2\text{S}_4/\text{CeO}_2$ heterojunction photocatalyst and the proposed charge transfer paths, reproduced with permission from ref. 95 (Copyright 2023 Elsevier).



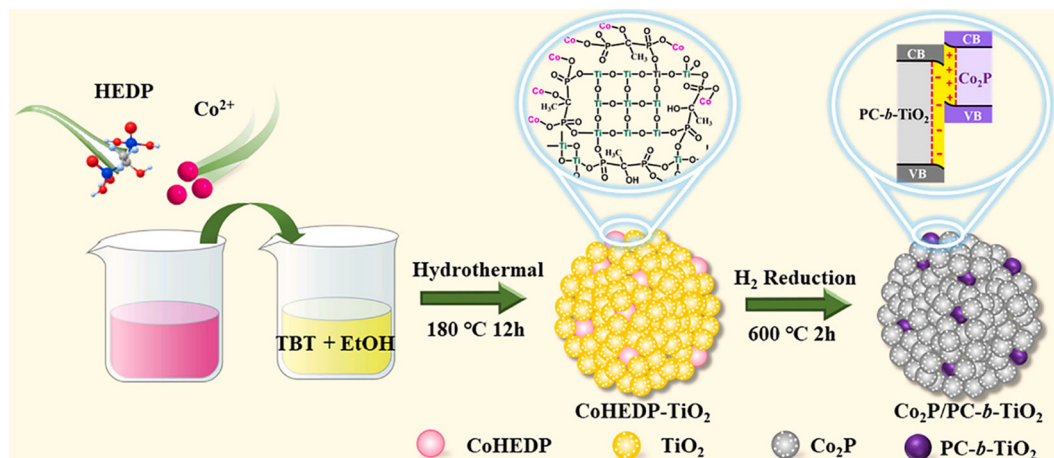


Fig. 3 Modification of P and C double-doped heterojunction, reproduced with permission from ref. 97 (Copyright 2022 Elsevier).

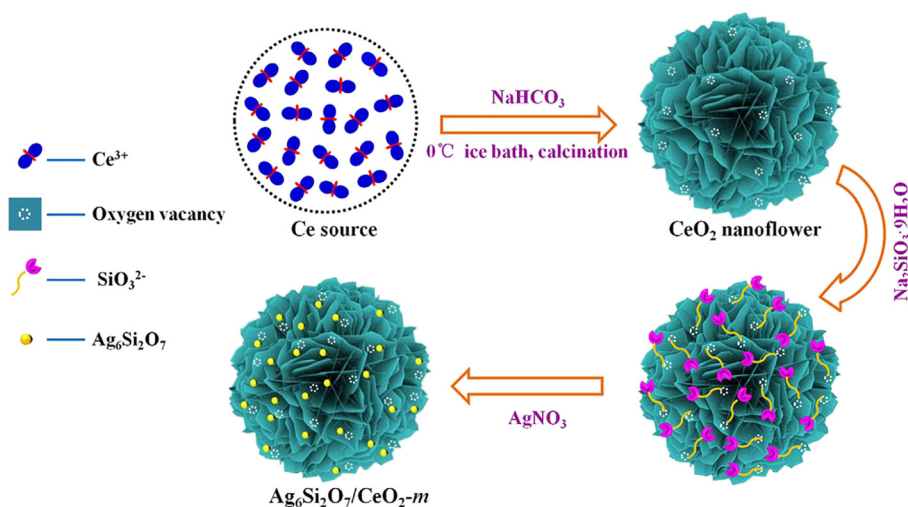


Fig. 4 Schematic diagram of $\text{Ag}_6\text{Si}_2\text{O}_7/\text{CeO}_2\text{-m}$ nano structure, reproduced with permission from ref. 101 (Copyright 2020 Elsevier).

innovative paradigm for advancing photoelectrocatalytic hydrogen production. These approaches collectively enable precise modulation of electric field distribution within catalysts, optimization of charge carrier dynamics (separation, migration, and recombination), and substantial improvements in both activity and operational stability.^{104,105} Future research should focus on elucidating the fundamental mechanisms governing internal electric field effects, which will provide crucial theoretical guidance for developing next-generation photocatalysts with exceptional performance.¹⁰⁶ Concurrently, practical considerations including catalyst durability, manufacturing costs, and scalability must be systematically addressed to facilitate the commercial viability of photoelectrocatalytic hydrogen production technologies.¹⁰⁷

2.4 Critical factors influencing internal electric field design

2.4.1 Band structure of catalysts. The efficacy of internal electric field design is governed by multiple critical factors that

require systematic investigation. The electronic band structure of catalysts constitutes a primary determinant in internal electric field design.¹⁰⁸ As a fundamental characteristic, the band structure governs three essential processes: (1) photon absorption efficiency, (2) energy conversion capability, and (3) the separation and migration pathways of photogenerated charge carriers.^{109–112} Strategic engineering of the band structure enables optimization of charge carrier dynamics, thereby enhancing both the activity and stability of photoelectrocatalytic systems (Fig. 5a–d). Specifically, several band structure parameters critically influence the formation and intensity of internal electric fields, including the energy positions of conduction and valence bands, the bandgap width and the degree of band bending. These parameters collectively determine the built-in potential and charge separation efficiency in designed photocatalysts.

2.4.2 Dopant species and concentration optimization. Doping engineering represents a crucial approach for tailoring internal electric fields in photoelectrocatalytic systems.



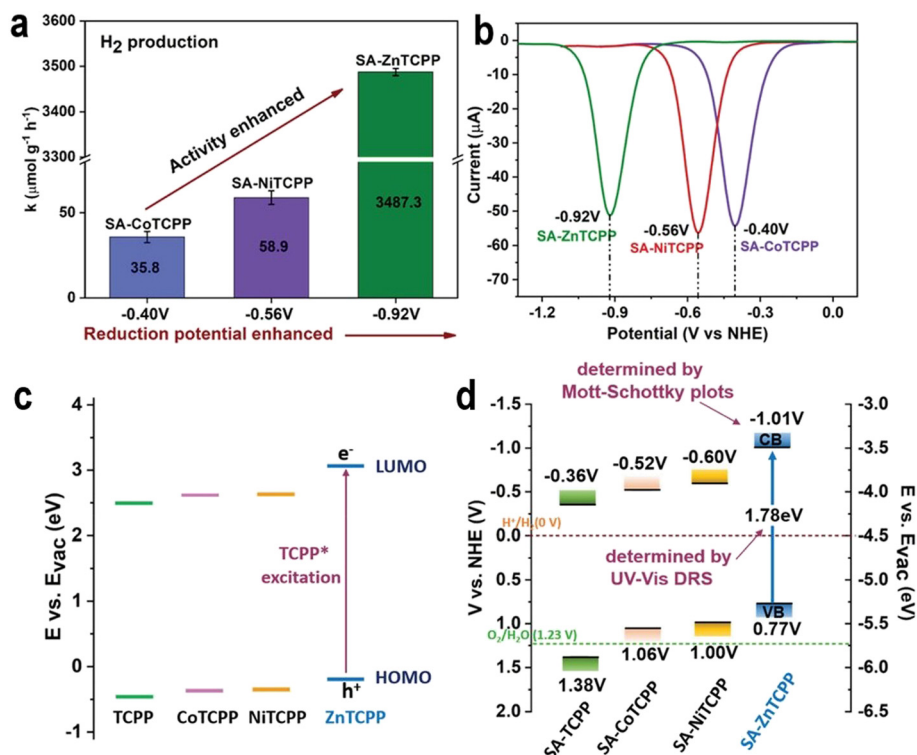


Fig. 5 (a) Comparative photocatalytic hydrogen generation performance of various supramolecular metalloporphyrins as a function of their elevated reduction potentials; (b) electrochemical characterization of redox potentials using differential pulse voltammetry; (c) HOMO and LUMO energy levels of the TCPP metalloporphyrin; (d) band alignment architecture for supramolecular porphyrins. Reproduced with permission from ref. 112 (Copyright 2021 Wiley).

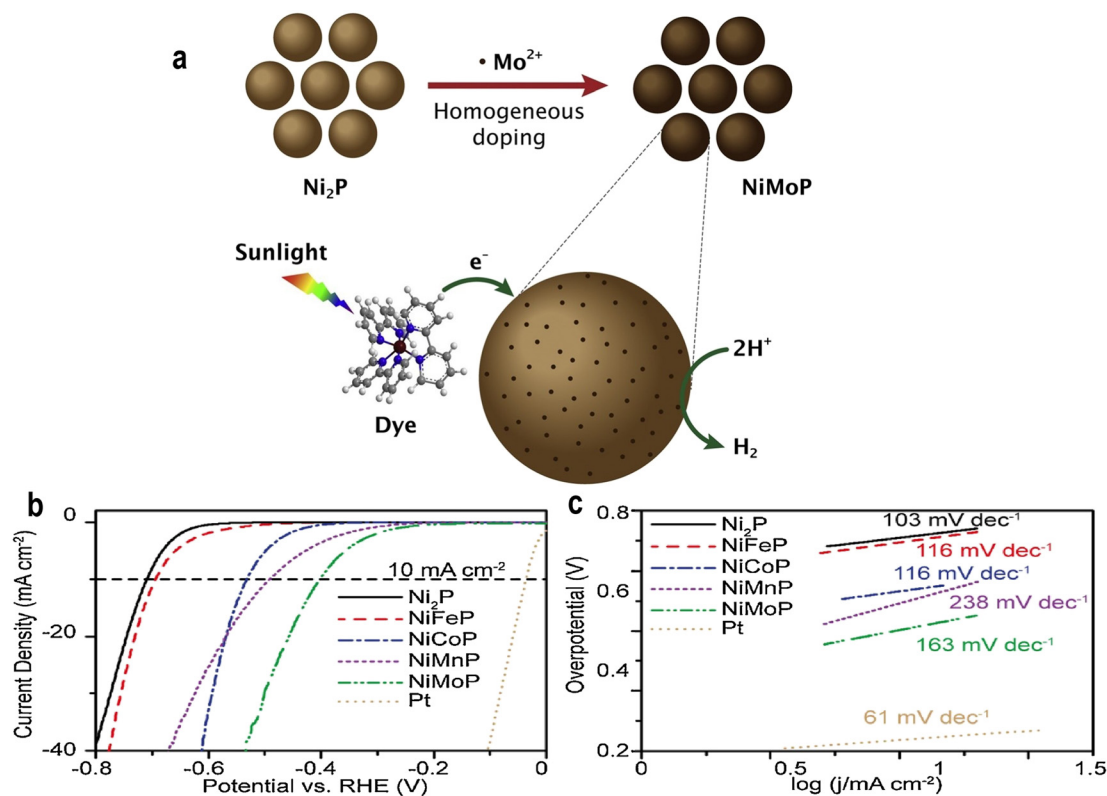


Fig. 6 (a) Optimized catalyst doped with transition metal Mo; (b and c) assessment of electrocatalytic activity for the HER. Reproduced with permission from ref. 113 (Copyright 2019 Elsevier).



The strategic incorporation of dopant elements at optimal concentrations enables precise modulation of the catalyst's electronic band structure and charge carrier distribution, thereby facilitating the formation of desired internal electric fields. Extensive studies have demonstrated that both dopant species and concentration significantly influence the intensity and orientation of these internal fields.^{113,114}

The selection of dopant elements must consider their fundamental physicochemical properties, such as the electronic affinity, which determines band structure modification. And the ionic radius, which affects lattice distortion and charge redistribution. These parameters collectively govern the electronic configuration and charge distribution characteristics of the doped catalysts.¹¹⁵ Equally important is the dopant concentration, which directly controls the magnitude of the built-in electric field (Fig. 6a), the spatial distribution of potential gradients and the

uniformity of charge separation efficiency (Fig. 6b and c).¹¹³ Therefore, achieving optimal photoelectrocatalytic performance necessitates a systematic optimization protocol that simultaneously considers both dopant selection and concentration control. This dual-parameter optimization strategy is essential for maximizing internal field effectiveness, enhancing charge separation efficiency and improving overall catalytic performance. The rational design of doped photocatalysts should combine computational simulations with experimental verification to establish precise doping-property relationships, ultimately enabling the development of advanced photoelectrocatalytic systems with tailored internal electric fields.

2.4.3 Nanostructural engineering of catalysts. The nanostructural configuration of catalysts plays a pivotal role in the design of internal electric fields. Nanostructured materials possess two distinctive advantages, such as high

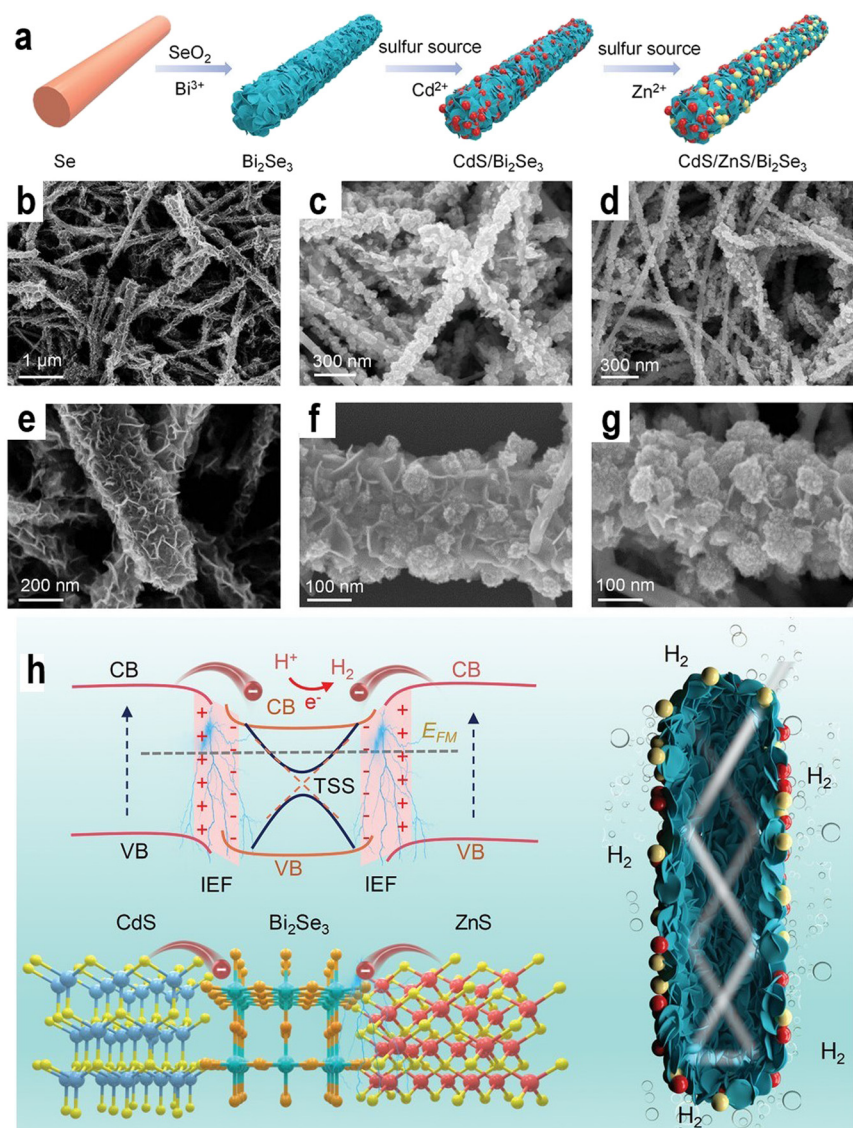


Fig. 7 (a) Fabrication process of the CdS/ZnS/Bi₂Se₃; SEM images of (b and e) Bi₂Se₃, (c and f) CdS/Bi₂Se₃, and (d and g) CdS/ZnS/Bi₂Se₃; (h) schematic diagram of multi-channel charge transfer in nanotubes. Reproduced with permission from ref. 117 (Copyright 2024 Wiley).



specific surface area and abundant surface defects, which collectively provide numerous active sites and efficient charge transport pathways.¹¹⁴ Precise control over nanostructural parameters (morphology, dimensional scale, *et al.*), and spatial arrangement, which enables optimization of both the spatial distribution and intensity of internal electric fields, thereby enhancing the efficiency and stability of photoelectrocatalytic hydrogen evolution.^{115,116} Furthermore, tailored nanostructures can significantly improve photocatalytic performance through enhanced light harvesting capability, improved photon-to-electron conversion efficiency and optimized charge carrier dynamics (Fig. 7a–g).¹¹⁷ Critical considerations in internal electric field design include morphology-dependent field distribution characteristics, size effects on electric field intensity, and structural-property relationships governing photocatalytic performance (Fig. 7h). These nanostructural parameters must be carefully engineered to achieve optimal electric field configurations and maximize photoelectrocatalytic activity. The rational design of catalyst nanostructures should therefore combine theoretical simulations with experimental characterization to establish fundamental structure–activity relationships.

2.4.4 Interfacial properties of catalysts. The interfacial properties of catalysts represent another critical factor influencing the design of internal electric fields. These properties govern both the interaction mechanisms between catalysts and reactants and the efficiency of charge transfer processes.¹¹⁸ In internal electric field design, precise modulation of interfacial characteristics enables optimization of charge

transfer across catalyst–reactant interfaces (Fig. 8a–d), thereby enhancing the efficiency and stability of photoelectrocatalytic hydrogen production (Fig. 8e).¹¹⁹ Specifically, parameters such as surface charge distribution, defect states, and chemical properties significantly affect the formation and intensity of internal electric fields. Consequently, careful consideration of interfacial properties is essential for optimizing field distribution and overall photocatalytic performance.¹²⁰

As an innovative catalyst design strategy, internal electric field engineering provides new perspectives for improving photoelectrocatalytic hydrogen evolution. However, its effectiveness depends on multiple interdependent factors, including the catalyst's band structure, dopant species and concentration, nanostructural features, and interfacial properties. Future research should focus on elucidating the fundamental mechanisms by which these factors influence internal electric field design and photoelectrocatalytic performance. Additionally, practical considerations such as catalyst stability, fabrication costs, and scalability must be addressed to facilitate the commercialization of photoelectrocatalytic hydrogen production technologies.

3 Application of internal electric field design in hydrogen production

3.1 Influence of internal electric fields on photoelectrocatalytic performance

The fundamental role of internal electric fields lies in their ability to facilitate efficient separation of photogenerated

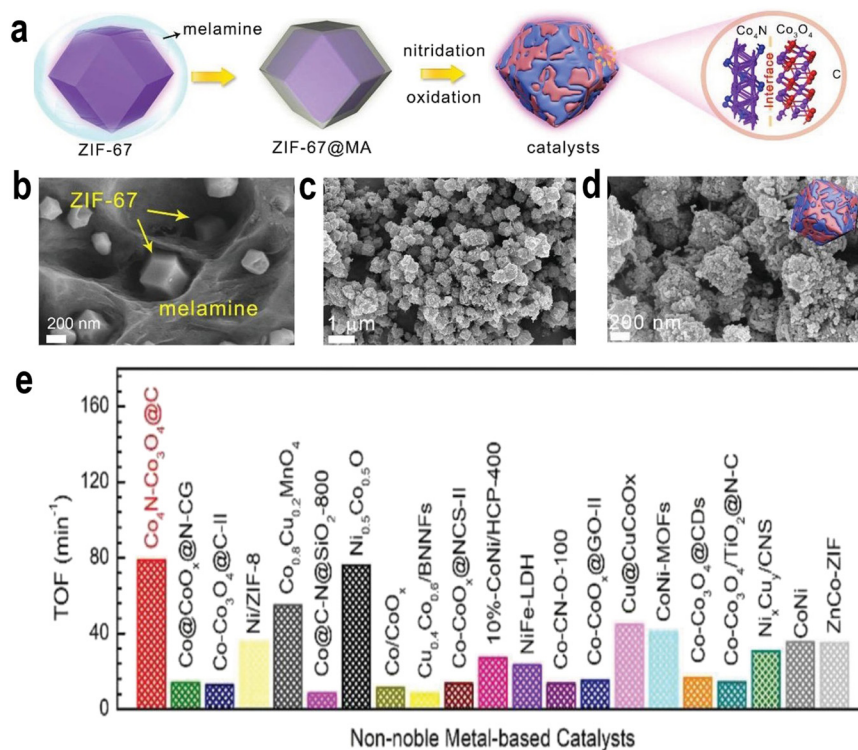


Fig. 8 (a) Schematic illustration of the synthesis procedure for Co₄N-Co₃O₄@C composites; scanning electron microscopy (SEM) characterization of (b) ZIF-67@MA, and (c and d) Co₄N-Co₃O₄; (e) comparative TOF of catalysts. Reproduced with permission from ref. 119 (Copyright 2022 Wiley).



charge carriers. During photoelectrocatalytic processes, when catalysts absorb photon energy, electron-hole pairs are generated.¹²¹ The presence of an internal electric field induces directional migration of these charge carriers along opposite directions under the influence of electrostatic forces, thereby achieving effective charge separation.¹²² This field-driven separation mechanism substantially reduces the probability of electron-hole recombination while improving the utilization efficiency of photogenerated carriers, consequently enhancing the overall hydrogen evolution activity.¹²³ The spatial separation of redox-active sites further optimizes the catalytic process by minimizing backward reactions and improving charge transfer kinetics at the catalyst-electrolyte interface.

3.1.1 Band structure modulation and charge distribution optimization. The internal electric field plays a crucial role in optimizing charge distribution through precise modulation of the catalyst's band structure, which serves as a fundamental determinant of photoelectrocatalytic performance. The band structure governs three critical aspects: (1) the spectral range of light absorption, (2) the energy states of photogenerated carriers, and (3) their migration pathways.¹²⁴ By inducing controlled band bending, the internal electric field creates a favorable potential gradient that promotes directional charge separation. This gradient facilitates more efficient migration of electrons toward the conduction band and holes toward the valence band, thereby significantly enhancing both the reaction kinetics and overall efficiency of the photoelectrocatalytic

process (Fig. 9a).¹²⁵ The synergistic effect of optimized band alignment and improved charge distribution contributes to superior catalytic performance by minimizing energy losses during charge transfer processes (Fig. 9b and c).

3.1.2 Enhancement of light absorption and energy conversion efficiency. The internal electric field contributes significantly to improving both light absorption and energy conversion efficiency in photoelectrocatalytic systems.¹²⁶ This enhancement occurs through two primary mechanisms: first, the redistribution of charge carriers under the influence of the electric field can modify the catalyst's optical properties, including its refractive index and absorption coefficient, thereby optimizing photon capture efficiency.¹²⁷ Second, and more importantly, the internal electric field facilitates rapid separation and directional transport of photogenerated charge carriers. This process effectively minimizes energy losses associated with charge recombination, resulting in superior conversion of solar energy to chemical energy (Fig. 10).¹²⁸ The combined effect of these mechanisms leads to a substantial improvement in overall quantum efficiency, making the internal electric field a crucial factor in designing high-performance photoelectrocatalysts.

3.1.3 Regulation of surface reaction kinetics. The internal electric field exerts a profound influence on the surface reaction kinetics of photoelectrocatalysts. By modifying the charge distribution, the electric field can significantly alter both the surface charge state and spatial arrangement of active sites, thereby governing the adsorption and dissociation processes of reactants as well as subsequent chemical reaction rates (Fig. 11).¹²⁹ Furthermore, the electric field mediates reaction pathways through precise control of electron transfer processes, leading to enhanced selectivity and stability in photoelectrocatalytic hydrogen evolution.^{130,131} As an innovative catalyst design strategy, internal electric field engineering demonstrates remarkable potential for advancing photoelectrocatalytic hydrogen production. The deliberate manipulation of internal electric fields enables comprehensive performance enhancement through: (i) optimized charge carrier separation and migration, (ii) improved light harvesting and energy conversion efficiency, and (iii) precisely tuned surface reaction dynamics. This multifaceted approach represents a significant advancement in the rational design of high-performance photoelectrocatalytic systems.

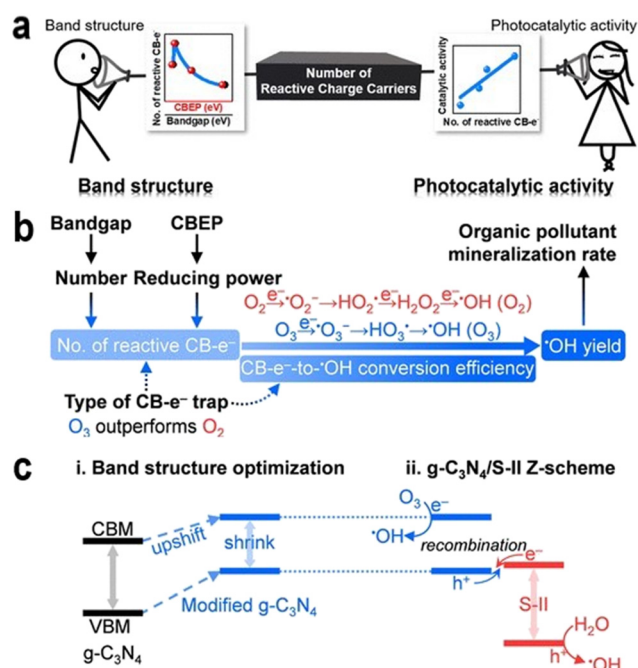


Fig. 9 (a) The influence of the number of active charge carriers on the band structure; (b) correlation of electronic band configuration with photocatalytic performance in g-C₃N₄; (c) strategic design principles for enhanced g-C₃N₄ photocatalysts. Reproduced with permission from ref. 125 (Copyright 2019 American Chemical Society).

3.2 Current challenges in internal electric field design

Despite its demonstrated potential, the practical implementation of internal electric field design faces several critical challenges that must be addressed. The fundamental limitation lies in the difficulty of achieving precise spatial control over electric field distribution within catalyst architectures. This imperfect field modulation often results in non-uniform charge separation efficiency, ultimately compromising the overall photoelectrocatalytic hydrogen evolution performance.¹³² Furthermore, the sophisticated



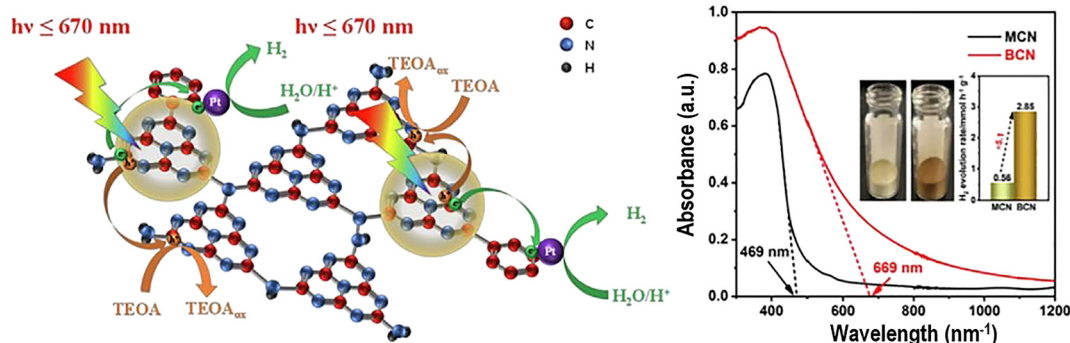


Fig. 10 Extended visible light phenyl-bound carbon nitride. Reproduced with permission from ref. 128 (Copyright 2022 Elsevier).

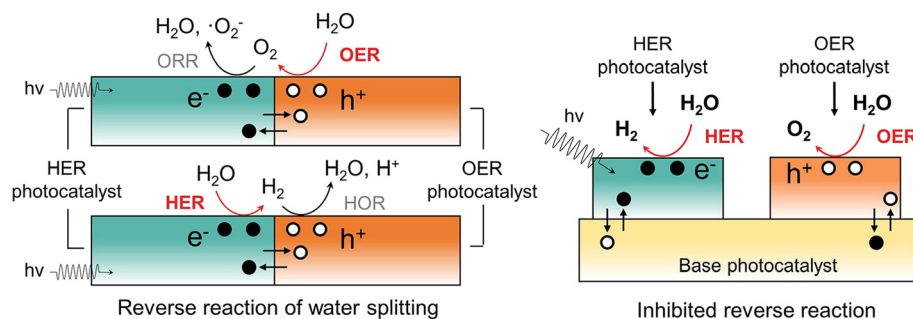


Fig. 11 Schematic diagram of the catalyst with varying charge distribution states. Reproduced with permission from ref. 129 (Copyright 2022, Elsevier).

structural configurations (*e.g.*, heterojunctions and nanostructures) commonly employed in internal electric field engineering exhibit inherent thermodynamic instability during prolonged operation (Table 1).^{151–161} Such structural degradation not only diminishes catalytic activity but also severely impacts the long-term durability of photoelectrocatalytic systems.¹³³ From a practical perspective, the complex synthesis protocols and expensive precursor materials required for fabricating these advanced catalysts significantly elevate production costs, creating substantial barriers to commercial scalability. These collective challenges highlight the need for innovative approaches that can

simultaneously address the fundamental limitations in field control while improving structural stability and cost-effectiveness.

Although the strategic design of internal electric fields has demonstrated remarkable efficacy in enhancing photoelectrocatalytic performance, the fundamental mechanisms underlying their influence on the separation, migration, and recombination processes of photogenerated electron-hole pairs remain insufficiently elucidated, thereby impeding further optimization of catalyst performance.¹³⁴ To address the challenge of imprecise electric field modulation, researchers should focus on developing high-precision

Table 1 Summary of preparation methods and fundamental properties of common photoelectrocatalytic materials for hydrogen evolution

Catalysts	Synthesize method	Morphology	Light absorption range	References
TNTs/STO/Ag ₂ O	Anodizing, hydrothermal and pulsed electrodeposition	Nanotubes	380–700 nm	151
NiS ₂ –ReS ₂ –V	High temperature calcination	Porous nanoparticles	—	152
S–CoFe ₂ O ₄	Water bath vulcanization method	Nanorod-shaped	460–500 nm	153
CoFe ₂ O ₄ /CNS	Soaking calcination method	Nanotubular	200–800 nm	154
2D/2DZnIn ₂ S ₄ /CeO ₂	Low temperature solvent thermal method	Nanoflower-shaped microspheres	200–800 nm	155
Ag ₆ Si ₂ O ₇ /CeO ₂	Co-cold precipitation method	Nanoflower-shaped	449–725 nm	156
SA–ZnTCPP	Precipitation method	2D nanosheets	300–698 nm	157
Mo(S,O)/Co(O,S)	Solvent thermal method	Rectangular nanorods	300–1500 nm	158
CdS/ZnS/Bi ₂ Se ₃	Hydrothermal method	Hollow nanotubes	300–570 nm	159
Co(II)/PCN	Urea thermopolymerization method and high-temperature calcination method	Irregular nanosheets	200–800 nm	160
Re–CNN/CNN/Ox–CNN	High temperature calcination	Nanospheres	400–650 nm	161



control technologies by employing advanced characterization techniques (*e.g.*, *in situ* spectroscopy¹³⁵ and electrochemical impedance spectroscopy¹³⁶) to monitor field distribution, coupled with machine learning algorithms for optimized field design, enabling precise spatial regulation of electric fields within catalysts.

Enhancing catalyst stability can be achieved through structural modifications, including the development of robust heterojunction architectures,^{137–145} utilization of corrosion-resistant materials,¹⁴⁶ and optimization of synthesis protocols. Surface engineering approaches such as protective coatings and functionalization may further improve the corrosion resistance during photoelectrocatalytic operations. Regarding cost reduction, exploration of abundant earth elements as active components, development of environmentally benign synthesis routes, and implementation of simplified fabrication techniques (*e.g.*, template-assisted methods¹⁴⁷ and self-assembly approaches¹⁴⁸) represent promising strategies to minimize production expenses.

A comprehensive understanding of field-effect mechanisms requires synergistic integration of experimental characterization and theoretical simulations to elucidate the dynamic behavior of charge carriers under electric fields. The establishment of accurate physical models will be crucial for predictive catalyst design and performance optimization.¹⁴⁹ While internal electric field engineering stands as a potent strategy for advancing photoelectrocatalytic hydrogen production, existing challenges including limited field control precision, material instability, high manufacturing costs, and mechanistic uncertainties must be systematically addressed (Table 2).^{152,162–169} Through concerted efforts in precision field engineering, stability enhancement, cost-effective fabrication, and mechanistic investigations, these obstacles may be overcome to facilitate the practical implementation of photoelectrocatalytic hydrogen generation technologies.¹⁵⁰

3.3 Industrial challenges and IEF strategies for scalable systems

Although IEF engineering has demonstrated exceptional efficacy in laboratory-scale PEC hydrogen generation, its

translation to industrial applications introduces multifaceted challenges. Achieving durable, cost-effective, and large-scale PEC systems necessitates a reassessment of IEF design principles through the dual lenses of scalability and practical integration.

3.3.1 Industrial challenges and the scalability gap. A primary obstacle lies in the scalable synthesis of nanostructured catalysts that maintain precise interfacial and dopant control. It is essential for establishing strong and uniform IEFs. Although techniques such as atomic layer deposition (ALD) afford excellent reproducibility at the research level, their low throughput and high cost hinder industrial adoption. Alternative high-volume methods, including spray pyrolysis and roll-to-roll printing, require further development to deliver the nanoscale accuracy necessary for consistent IEF implementation.

Operational durability presents another critical challenge. Industrial PEC environments is characterized by intense irradiation, extreme pH fluctuations, high electrolyte concentrations, and vigorous gas evolution, which can compromise the structural integrity of heterojunctions and interfaces responsible for IEF generation. Degradation mechanisms such as delamination, corrosion, and phase separation may lead to rapid attenuation of the built-in field and consequent loss of catalytic activity. Thus, sustaining IEF stability under continuous operation remains an imperative yet underexplored aspect of device longevity.

Moreover, system-level constraints including inefficient mass transport and non-uniform illumination impose additional limitations. Accumulated gas bubbles can block active sites and scatter incident light, diminishing overall efficiency. While IEF enhancement primarily targets interfacial charge dynamics, it does not intrinsically resolve these macro-scale engineering issues. Photoreactor designs must also ensure homogeneous light distribution across large electrode areas, as localized shading directly compromises photoexcitation and IEF driving force.

Finally, reliance on scarce (*e.g.*, Ga, In) or costly (*e.g.*, Pt) materials in many high-performance IEF systems undermines economic feasibility. Advancing toward industrial relevance mandates the adoption of earth-

Table 2 Comparison of catalysts based on built-in electric field design and their HER performance

Catalysts	IEF strategies	HER performance				
		Overpotential for HER (mV@10 mA cm ⁻²)	Tafel slope (mV dec ⁻¹)	Electrolyte	Substrate	Stability
NiS ₂ -ReS ₂ -V	Re-vacancy and heterojunctions	42	84.8	1 M KOH	CC	120 h@10 mA cm ⁻² (ref. 152)
Ni ₂ P/NiMoO _x	Heterojunctions	49	—	1 M KOH	NF	200 h@300 mA cm ⁻² (ref. 162)
Ni ₂ P-CoCH/CFP	Heterojunctions	62	76	1 M KOH	CFP	50 h@10 mA cm ⁻² (ref. 163)
CoP-Nb ₂ O ₅	Heterojunctions	69	72	1 M KOH	CC	12 h@200 mA cm ⁻² (ref. 164)
Co ₂ N/CoP	N-vacancy and heterojunctions	44	49	1 M KOH	CC	40 h@100 mA cm ⁻² (ref. 165)
Co/a-WO _x	Heterojunctions	36.3	53.9	1 M KOH	CC	200 h@10 mA cm ⁻² (ref. 166)
Mo ₅ N ₆ -MoS ₂	Heterojunctions	59	37.9	1 M KOH	PPy	33 h@10 mA cm ⁻² (ref. 167)
CoP@NiCoP	Heterojunctions	71	148	1 M KOH	CC	1000 cycles ¹⁶⁸
MoNi ₄ -MX ₁₀	Heterojunctions	122.19	55.88	1 M KOH	NCs	300 h@10 mA cm ⁻² (ref. 169)

Notes: CC: carbon cloth; NF: nickel foam; CFP: carbon fiber paper; PPy: polypyrrole; NCs: nanocrystals.



abundant alternatives without sacrificing IEF strength or catalytic functionality.

3.3.2 Adapting IEF engineering for scalable systems. To address these challenges, IEF design strategies must be reoriented toward scalable systems. One promising direction involves exploiting material processing routes compatible with industrial manufacture, such as macroscopic phase segregation in composite inks or electrophoretic deposition of anisotropic nanoparticles. These approaches can yield aligned dipoles and structured interfaces capable of generating substantial IEFs over large areas.

Enhancing operational resilience requires strategies that preserve IEF integrity under harsh conditions. Incorporating corrosion-resistant, conductive overlayers which can be designed to protect functional junctions without diminishing the IEF. It offers one viable pathway. Alternatively, embedding IEF-active components within a stabilizing amorphous matrix or implementing self-healing coatings may prolong functional endurance under operational stressors.

Reactor engineering also plays a crucial role in leveraging IEF effects at scale. Architecting three-dimensional hierarchical electrodes can simultaneously increase active surface area, improve photon capture, and facilitate bubble detachment. Such structures may synergize with IEF-induced charge separation to elevate overall system performance. Ultimately, bridging the gap between nanoscale IEF innovation and industrial-scale implementation demands interdisciplinary collaboration spanning materials science, catalysis, and chemical engineering. Computational tools and machine learning offer promising avenues for accelerating the discovery of scalable IEF architectures and predicting their long-term behavior.

4 Conclusions

The efficacy of internal electric field design hinges on the precise spatial modulation of field distribution to facilitate efficient separation and migration of photogenerated electrons and holes. However, current methodologies face significant challenges in achieving accurate and stable electric field control within catalysts, often resulting in performance degradation due to insufficient field uniformity and temporal stability. Overcoming these precision and stability limitations remains a critical hurdle in advancing electric field-engineered catalysts. Another major challenge lies in ensuring long-term durability under operational conditions, as catalysts are susceptible to photochemical and chemical corrosion during prolonged photoelectrocatalytic reactions. Additionally, the regeneration and reusability of catalysts present unresolved issues, necessitating strategies for cost-effective recycling to enable sustainable applications. Furthermore, the synthesis of such catalysts typically involves complex fabrication processes and expensive precursors, raising production costs and hindering scalability. Streamlining synthesis protocols while maintaining

performance is thus imperative for practical implementation. Although internal electric field engineering has demonstrated substantial improvements in photoelectrocatalytic efficiency, the underlying mechanisms governing its influence on charge carrier dynamics including separation, migration, and recombination remain insufficiently understood. Establishing accurate physical and mathematical models to elucidate these mechanisms is crucial for rational catalyst design.

Future advancements should focus on developing more precise and stable electric field modulation techniques, such as integrating advanced *in situ* characterization tools with machine learning algorithms to optimize field distribution and enhance control accuracy. Concurrently, the exploration of robust field-stabilizing materials could improve catalyst longevity. To address durability and regeneration challenges, novel catalyst architectures, such as corrosion-resistant heterostructures and stable composite materials, should be investigated, alongside simplified and cost-efficient synthesis routes, including template-assisted and self-assembly strategies. Given the multidisciplinary nature of photoelectrocatalytic hydrogen production, fostering cross-disciplinary collaboration is essential. Synergizing insights from quantum chemical calculations, nanomaterials engineering, and advanced spectroscopy can deepen mechanistic understanding while optimizing catalyst performance.

Conflicts of interest

The authors declare that they have no known competing financial interest or personal relationships that could have appeared to influence the work reported in this paper.

Data availability

Supplementary information is available. See DOI: <https://doi.org/10.1039/D5IM00112A>.

All data referenced and discussed are available from the original sources cited in the reference list.

Acknowledgements

We gratefully acknowledge the support of this work by the National Natural Science Foundation of China (No. 52376060, 52436005).

References

- 1 J. Teng, W. Li, Z. W. Derek and J. Lin, Coupling photocatalytic hydrogen production with key oxidation reactions, *Angew. Chem., Int. Ed.*, 2024, **63**, e202416039.
- 2 D. Gunawan, J. Zhang, Q. Li, C. Y. Toe, J. Scott and M. Antonietti, Materials advances in photocatalytic solar hydrogen production: Integrating systems and economics for a sustainable future, *Adv. Mater.*, 2024, **36**, e2404618.
- 3 W. Fu, Y. Zhang and X. Zhang, Progress in promising semiconductor materials for efficient photoelectrocatalytic hydrogen production, *Molecules*, 2024, **29**, 2.



- 4 M. A. Zabara, B. Ölmez, M. Buldu-Akturk and B. Y. Kaplan, Photoelectrocatalytic hydrogen generation: Current advances in materials and operando characterization, *Glob. Chall.*, 2024, **8**, 2400011.
- 5 L. Yang, F. Li and Q. Xiang, Advances and challenges in the modification of photoelectrode materials for photoelectron catalytic water splitting, *Mater. Horiz.*, 2024, **11**, 1638–1657.
- 6 A. Fujishima and K. Honda, Electrochemical photolysis of water at a semiconductor electrode, *Nature*, 1972, **238**, 37–38.
- 7 Y. Yamada, C.-K. Tsung, W. Huang, Z. Huo, S. E. Habas, T. Soejima, C. E. Aliaga, G. A. Somorjai and P. Yang, Nanocrystal bilayer for tandem catalysis, *Nat. Chem.*, 2011, **3**, 372–376.
- 8 T. Takata, J. Jiang, Y. Sakata, M. Nakabayashi, N. Shibata, V. Nandal, K. Seki, T. Hisatomi and K. Domen, Photocatalytic water splitting with a quantum efficiency of almost unity, *Nature*, 2020, **581**, 411–414.
- 9 M. Ben-Naim, C. W. Aldridge, M. A. Steiner, A. C. Nieland, T. G. Deustch, J. L. Young and T. F. Jaramillo, Demonstration of photoreactor platform for on-sun unassisted photoelectrochemical hydrogen generation with tandem III-V photoelectrodes, *Chem Catal.*, 2022, **2**, 195–209.
- 10 J. Jia, L. C. Seitz, J. D. Bench, Y. Huo, Y. Chen, J. W. D. Ng, T. Bilir, J. S. Harris and T. F. Jaramillo, Solar water splitting by photovoltaic-electrolysis with a solar-to-hydrogen efficiency over 30%, *Nat. Energy*, 2023, **8**, 504–514.
- 11 I. J. Teh, L. K. Putri, W. C. Ng, C. S. Yaw, N. A. A. Samad, Z. K. Koi, S. N. A. Shaffee, M. N. Chong and S. P. Chai, Synergistic effects of ferrihydrite and cobalt (Oxy) hydroxide on BiVO₄ for unbiased photoelectrochemical water splitting, *Energy, Fuel*, 2025, **39**, 15104–15114.
- 12 L. Li, P. Gong, Y. Zhang, C. Liang, Z. Wang, P. Wang, Y. Liu, H. Cheng, Y. Dai, Z. Zheng and B. Huang, Boosting photocatalytic water vapor splitting by nanosecond infrared laser-assisted synthesis of photothermal substrate, *ACS Appl. Energy Mater.*, 2025, **8**, 5190–5198.
- 13 W. Zhang, B. Wang, C. Hao, Y. Liang, H. Shi, L. Ao and W. Wang, Au/Cu₂O Schottky contact heterostructures with enhanced photocatalytic activity in dye decomposition and photoelectrochemical water splitting under visible light irradiation, *J. Alloys Compd.*, 2016, **684**, 445–452.
- 14 D. Y. Jin, F. Qiao, H. Q. Chu and Y. Xie, Progress in electrocatalytic hydrogen evolution of transition metal alloys: Synthesis, structure, and mechanism analysis, *Nanoscale*, 2023, **15**, 7202–7226.
- 15 F. Qiao, S. Qian, W. J. Liu, T. H. Zhou, J. Yang, J. K. Zhao and J. R. Yuan, Cu₂O/Cu₂S microstructure regulation towards high efficiency photocatalytic hydrogen production and its theoretical mechanism analysis, *CrystEngComm*, 2023, **25**, 4939–4945.
- 16 Q. T. Wang, X. L. Zhou, H. B. Jin, L. L. Guo, Y. X. Wu and S. F. Ren, Cu-doped Ni₃S₂ electrocatalyst for glycerol oxidation coupling to promote hydrogen evolution reaction, *Fuel*, 2024, **377**, 132770.
- 17 K. Zhang, Q. M. Su, W. H. Shi, Y. Lv, R. R. Zhu, Z. Y. Wang, W. Q. Zhao, M. Zhang, S. K. Ding, S. F. Ma, G. H. Du and B. S. Xu, Copious dislocations defect in amorphous/crystalline/amorphous sandwiched structure P-NiMoO₄ electrocatalyst toward enhanced hydrogen evolution reaction, *ACS Nano*, 2024, **18**, 3791–3800.
- 18 J. Ryu and D. W. Lee, Tailoring hydrophilic and hydrophobic microenvironments for gas-liquid-solid triphase electrochemical reactions, *J. Mater. Chem. A*, 2024, **12**, 10012–10043.
- 19 F. Qiao, Photoelectrocatalytic hydrogen production: Hydrogen production principle, performance optimization strategy, application and prospect, *Nano Res. Energy*, 2025, **4**, e9120132.
- 20 Y. Q. Du, R. K. Kang, B. Y. Zhang, H. Wang, G. W. Chen and J. X. Zhang, Retarding deposition and hydrogen evolution reaction enables stable and reversible Zn metal anode, *ACS Energy Lett.*, 2024, **9**, 967–975.
- 21 F. Qiao, C. S. Zheng, J. K. Zhao, J. X. Zhou and G. X. Wang, Morphology control of Ni(OH)₂-TiO₂ nanosheet array and its excellent electrochemical hydrogen evolution performance, *Mol. Catal.*, 2025, **579**, 115042.
- 22 X. Li, X. Han, Z. R. Yang, S. Wang, Y. Yang, J. Wang, J. D. Chen, Z. W. Chen and H. L. Jin, Lattice-distorted Pt wrinkled nanoparticles for highly effective hydrogen electrocatalysis, *Nano Res.*, 2024, **17**, 3819–3826.
- 23 F. Qiao, K. Y. Sun, W. J. Liu, Y. Xie and H. Q. Chu, Bandgap modulation of ZnO/ZnS heterostructures through ion exchange and their efficient transport properties, *Vacuum*, 2022, **196**, 110788.
- 24 M. Y. Zhang, B. W. Zhou, Y. C. Gong, M. F. Shang, W. P. Xiao, J. S. Wang, C. L. Dai, H. D. Zhang, Z. X. Wu and L. Wang, Regulating Mo-based alloy-oxide active interfaces for efficient alkaline hydrogen evolution assisted by hydrazine oxidation, *J. Colloid Interface Sci.*, 2024, **667**, 73–81.
- 25 P. Zhou, L. Wu, Z. Y. Ji, C. Fan, X. P. Shen, G. X. Zhu and L. L. Xu, Construction of NiFe(CN)₅NO/Ni₃S₂ hierarchical submicro-rods on nickel foam as advanced oxygen evolution electrocatalysts, *J. Colloid Interface Sci.*, 2023, **646**, 98–106.
- 26 J. Zhao, F. Qiao and Q. Sun, Facile hydrothermal synthesis of ZnIn₂S₄/TiO₂ nanosheets for promoted hydrogen evolution reaction, *Int. J. Hydrogen Energy*, 2024, **82**, 636–645.
- 27 Y. R. Feng, W. J. Xu, Z. J. Sun, C. R. Li, L. T. Guo, H. Li, J. L. Xu and H. B. Sun, Highly integrated precursor-derived FePO₄/P-doped C 2D nanofilm-encapsulated Ni₂P@NC matrix as an electrocatalyst for energy-saving hydrogen production, *ACS Sustainable Chem. Eng.*, 2022, **10**, 8605–8614.
- 28 J. M. Cao, J. Zhou, Y. F. Zhang, Y. X. Wang and X. W. Liu, Dominating role of aligned MoS₂/Ni₃S₂ nanoarrays supported on three-dimensional Ni foam with hydrophilic interface for highly enhanced hydrogen evolution reaction, *ACS Appl. Mater. Interfaces*, 2018, **10**, 1752–1760.



- 29 S. N. Li, Z. Y. Xu, L. X. Zhou, D. Y. Li, B. Nan, X. Y. Dou, J. Zhang, J. L. Zeng and L. P. Yu, Porous CeO₂/Ni-Cu composite catalyst for electrocatalytic hydrogen evolution in alkaline medium, *J. Electroanal. Chem.*, 2021, **898**, 115640.
- 30 H. Abdullah, J. H. Lin, H. Shuwanto, J. Lie, M. I. Tsai and S. J. Shih, Enhanced hydrogen evolution activity via visible-light-driven Ag/MoS_{2-x}-modified p-type Si micropyramid cells with optimized band alignment, *ACS Appl. Energy Mater.*, 2025, **8**, 12327–12337.
- 31 M. Fouladvand, M. Bayat and A. Rouhollahi, Cu–Cu₂O nanorod–CdS heterostructures on carbon cloth for efficient photoelectrocatalytic water splitting, *Int. J. Hydrogen Energy*, 2025, **118**, 14–23.
- 32 J. Theerthagiri, K. Karuppasamy, C. J. Raj, M. L. A. Kumari, L. J. Kennedy, G. Maia, N. Vadivel, A. P. Murthy, A. Alfantazi, S. Kheawhom and M. Y. Choi, In situ spectroscopy: Delineating the mechanistic understanding of electrochemical energy reactions, *Prog. Mater. Sci.*, 2025, **152**, 101451.
- 33 H. Zhang, Y. Li, X. Liu, J. Wang, X. Wang, H. Xue and Y. He, Exploration of multiscale design strategies of electrocatalysts for efficient electrochemical hydrogen and oxygen evolution reactions, *Chem. Eng. J.*, 2025, **522**, 167757.
- 34 M. Singh, D. R. Paudel, H. Kim, T. H. Kim, J. Park and S. Lee, Interface engineering strategies for enhanced electrocatalytic hydrogen evolution reaction, *Energy Adv.*, 2025, **4**, 716–742.
- 35 Y. Wang, F. Li, L. Zhao, Y. Wang, G. Yang, J. Tian, S. Heng, X. Sun, J. Zhao, M. Chen and Q. Chen, Strategies for industrial-grade seawater electrolysis: From electrocatalysts and device design to techno-economic analysis, *Nanoscale*, 2025, **17**, 11101–11132.
- 36 W. Zhang, W. Yuan, X. Zhang, Q. Liu, B. Zhao, B. Pan, Y. Xie and Y. Tang, Bioinspired electrocatalysts for water splitting, *Matter*, 2025, **8**, 102034.
- 37 X. Wang, Y. Shan, L. Wang, K. Chen and X. Yu, Self-supporting 3D cross-linked NiFe–Co/NC@NiMoO₄ electrode for efficient overall water splitting and rechargeable Zn–air batteries, *Appl. Catal., B*, 2025, **375**, 125406.
- 38 C. Zhang, X. Yuan, H. Fei, M. Ju, H. Wang, Y. Zhang, S. Wang, Z. Wang, J. Lei, G. Chen, Y. Huang and J. Wang, Efficiently coupling water electrolysis with solar PV for green hydrogen production, *Energy Rev.*, 2025, **4**, 100151.
- 39 S. Kogularasu, I. J. D. Priscilla, G.-P. Chang-Chien and J. K. Sheu, Engineering GaN photoanodes for high-efficiency solar-driven hydrogen production: Bridging longevity and performance in photoelectrochemical energy systems, *Int. J. Hydrogen Energy*, 2024, **95**, 340–361.
- 40 P. Choubey, R. Rani and M. Basu, Surface modifications of a vertically grown nanostructure for boosting photoelectrochemical water-splitting performance, *ACS Appl. Nano Mater.*, 2024, **7**, 26300–26321.
- 41 M. R. A. Cruz, J. H. Kim and L. M. Torres-Martínez, Photoelectrocatalytic efficiency of In₂S₃–In₂O₃ films as photoelectrodes/photocatalyst in hydrogen production reaction, *J. Phys. Chem. Solids*, 2024, **193**, 112218.
- 42 Z. Zhou, Y.-N. Xie, W. Zhu, H. Zhao, N. Yang and G. Zhao, Selective photoelectrocatalytic tuning of benzyl alcohol to benzaldehyde for enhanced hydrogen production, *Appl. Catal., B*, 2021, **286**, 119868.
- 43 A. Rioja-Cabanillas, S. McMichael, A. Tolosana-Moranchel, S. Alkharabsheh, N. Skillen, P. Fernandez-Ibañez and J. A. Byrne, Solar photoelectrocatalytic oxidation of urea in water coupled to green hydrogen production, *J. Cleaner Prod.*, 2023, **419**, 138200.
- 44 J. Wang, C. Keller, M. Dietrich, P. E. Olli, P. Gentile, S. Pouget, H. Okuno, M. Boutghatin, Y. Pennec, V. Reita, D. N. Nguyen, H. Johnson, A. Morozan and V. Artero, Porous silicon-nanowire-based electrode for the photoelectrocatalytic production of hydrogen, *Sustainable Energy Fuels*, 2023, **7**, 4864–4876.
- 45 H. Lu, X. Li, S. A. Monny, Z. Wang and L. Wang, Photoelectrocatalytic hydrogen peroxide production based on transition-metal-oxide semiconductors, *Chin. J. Catal.*, 2022, **43**, 1204–1215.
- 46 M. I. Jaramillo-Gutiérrez, E. P. Rivero, M. R. Cruz-Díaz, M. E. Niño-Gómez and J. A. Pedraza-Avella, Photoelectrocatalytic hydrogen production from oilfield-produced wastewater in a filter-press reactor using TiO₂-based photoanodes, *Catal. Today*, 2016, **266**, 17–26.
- 47 I. Papagiannis, P. Stathi, Y. Deligiannakis, A. Keramidas and P. Lianos, Photoelectrocatalytic production of hydrogen peroxide using a photo(catalytic) fuel cell, *J. Photochem. Photobiol., A*, 2020, **389**, 112210.
- 48 S. Ye, W. Feng, J. Li, H. Zhong, J. Weng and H. Li, Assessing the role of sulfite in photoelectrocatalytic oxidation of glucose on Pt/TiO₂ for hydrogen production, *J. Electroanal. Chem.*, 2022, **927**, 116975.
- 49 C. Fu, X. Wu and J. L. Yang, Material design for photocatalytic water splitting from a theoretical perspective, *Adv. Mater.*, 2018, **30**, 1802106.
- 50 M. A. Marwat, M. Humayun, M. W. Afridi and H. Zhang, Advanced catalysts for photoelectrochemical water splitting, *ACS Appl. Energy Mater.*, 2021, **4**, 12007–12031.
- 51 B. Y. Dai, Y. K. Chen, M. S. Hao, H. M. Huang and J. H. Kou, Sustainable internal electric field for enhanced photocatalysis: From material design to energy utilization, *J. Phys. Chem. Lett.*, 2020, **11**, 7407–7416.
- 52 A. B. Weberg, R. P. Murphy and N. C. Tomson, Oriented internal electrostatic fields: An emerging design element in coordination chemistry and catalysis, *Chem. Sci.*, 2022, **13**, 5432–5446.
- 53 R. Z. Li, J. D. Luan, Y. Zhang, L. D. Jiang, H. B. Yan, Q. Y. Chi and Z. Yan, A review of efficient photocatalytic water splitting for hydrogen production, *Renewable Sustainable Energy Rev.*, 2024, **20**, 114863.
- 54 X. Shi, W. Dai, Y. Bai, G. Luo, X. A. Dong, Q. Ren and L. Q. Ye, Modulating internal electric field by oxygen vacancy engineering and consequent forming quantum wells for



- boosted selective CO₂ photoreduction, *Appl. Catal., B*, 2024, **343**, 123523.
- 55 X. Shi, W. D. Dai, G. Cheng, K. B. Zhang and X. A. Dong, Dipole increase synergistic frustrated Lewis pairs induced by Sn dopant boosts ultrathin layered bismuth oxychloride for CO₂ photoreduction, *Chem. Eng. J.*, 2024, **487**, 150691.
 - 56 L. Chen, J. T. Ren and Z. Y. Yuan, Enabling internal electric field to enhance energy and environmental catalysis, *Adv. Energy Mater.*, 2023, **13**, 2203720.
 - 57 Y. X. Shi, L. L. Li, Z. Xu, X. L. Qin, Y. Cai, W. L. Zhang, W. L. Shi, X. Du and F. Guo, Coupled internal electric field with hydrogen release kinetics for promoted photocatalytic hydrogen production through employing carbon coated transition metal as co-catalyst, *J. Colloid Interface Sci.*, 2023, **630**, 274–285.
 - 58 Y. F. Chai, Z. H. Lyu, H. T. Du, P. Li and S. C. Ding, Recent progress on rational design of catalysts for fermentative hydrogen production, *SusMat*, 2022, **2**, 392–410.
 - 59 P. Lianos, Review of recent trends in photoelectrocatalytic conversion of solar energy to electricity and hydrogen, *Appl. Catal., B*, 2017, **210**, 235–254.
 - 60 Y. Pan, C. Zhao, A. J. Hu, R. J. Li, B. Zhou, Y. N. Fan, J. H. Chen, Z. F. Yan, C. B. Su and J. P. Long, Band engineering in heterostructure catalysts to achieve high-performance lithium-oxygen batteries, *J. Colloid Interface Sci.*, 2023, **635**, 138–147.
 - 61 M. Wang, J. Gallego, M. Pozzati and T. Gatti, Tuning surface chemistry in 2D layered BiOI by facile liquid-phase exfoliation for enhanced photoelectrocatalytic oxygen evolution, *Small Struct.*, 2024, **5**, 2400275.
 - 62 C. Chang, Y. Wei and W. Kuo, Free-standing CuS-ZnS decorated carbon nanotube films as immobilized photocatalysts for hydrogen production, *Int. J. Hydrogen Energy*, 2019, **44**, 30553–30562.
 - 63 Y. M. Xi, W. B. Chen, W. R. Dong, Z. X. Fan, K. F. Wang, Y. Shen, G. M. Tu, S. X. Zhong and S. Bai, Engineering an interfacial facet of S-scheme heterojunction for improved photocatalytic hydrogen evolution by modulating the internal electric field, *ACS Appl. Mater. Interfaces*, 2021, **13**, 39491–39500.
 - 64 Y. Liu, Q. Li, Z. Lian, J. Fan and J. Tao, Polarization field promoted photoelectrocatalysis for synergistic environmental remediation and H₂ production, *Chem. Eng. J.*, 2022, **437**, 135132.
 - 65 B. Z. Wang, L. X. Wang and J. H. Lee, Enabling built-in electric fields on rhenium-vacancy-rich heterojunction interfaces of transition-metal dichalcogenides for pH-universal efficient hydrogen and electric energy generation, *Carbon Energy*, 2024, **6**, e526.
 - 66 W. L. Shi, Y. A. Liu, Y. X. Shi and W. Sun, Realization of photocatalytic hydrogen production by optimizing energy band structure and promoting charges separation over the S-doped CoFe₂O₄ microrods, *Mater. Today Commun.*, 2023, **35**, 105588.
 - 67 M. Chahkandi, M. Zargazi, K. Boland Ghiasabadi and J. Chung, Core-shell structured Ag-HAp@Bi₂S₃ as effective S-scheme heterojunction photocatalyst: Induced with internal polarization electric field effect and co-catalyst fashions, *J. Mol. Liq.*, 2024, **399**, 124423.
 - 68 Y. Zhang, D. Wang, W. Liu, Y. Lou and Y. Zhang, Create a strong internal electric-field on PDI photocatalysts for boosting phenols degradation via preferentially exposing π -conjugated planes up to 100%, *Appl. Catal., B*, 2022, **300**, 120762.
 - 69 Z. D. Wei, J. W. Yan, W. Q. Guo and W. F. Shangguan, Nanoscale lamination effect by nitrogen-deficient polymeric carbon nitride growth on polyhedral SrTiO₃ for photocatalytic overall water splitting: Synergy mechanism of internal electrical field modulation, *Chin. J. Catal.*, 2023, **48**, 279–289.
 - 70 S. A. Sayed, M. Arunachalam, J. Badiger and R. S. Kanase, Passivation effect of rock-salt nitride materials on a planar p-Si photocathode for solar water reduction, *ACS Appl. Mater. Interfaces*, 2024, **16**, 63427–63439.
 - 71 Y. X. Liao, Q. R. Zhang, Z. L. Zheng and J. Shao, TiN/TiO₂ embedded in ReS₂ nanoflowers with wide light absorption and multi - interfacial charge transfer for efficient photocatalytic hydrogen generation, *Appl. Surf. Sci.*, 2025, **682**, 161708.
 - 72 Y. M. Zou, S. Y. Li, D. D. Zheng, J. Y. Feng and S. B. Wang, Extended light absorption and accelerated charge migration in ultrathin twisted carbon nitride nanoplates for efficient solar hydrogen production, *Sci. China: Chem.*, 2024, **67**, 2215–2223.
 - 73 J. D. Hu, X. Y. Lu, S. Li, A. J. Liu and Z. J. Lu, Influence mechanism of ZnCdS solid solution composition regulation on its energy band and photocatalytic hydrogen performance, *Sep. Purif. Technol.*, 2025, **354**, 128933.
 - 74 J. J. Zhang, C. Q. Wang and X. F. Zeng, ZnCo₂S₄/Bi₂WO₆ S-scheme heterojunction for efficient photocatalytic hydrogen evolution: Process and mechanism, *Int. J. Hydrogen Energy*, 2024, **60**, 441–450.
 - 75 R. R. Hu, W. P. Zhao, R. S. Chen and S. Q. Zhao, Visible light activation of permanganate by nitrogen vacancy-modified g-C₃N₄: Insight into the role of photo-generated electrons and holes, *J. Environ. Chem. Eng.*, 2024, **12**, 14678–114678.
 - 76 Y. F. Wang, Y. Du, P. Y. Duan and B. B. Li, Asymmetrical facet-oriented anisotropic charge migration of MIL-101(Fe) with internal electric field-steered photogenerated holes for boosting photocatalytic oxidation, *Appl. Catal., B*, 2025, **361**, 124564.
 - 77 S. Lu, Z. Y. Liu and J. J. Xu, Coupling defect-inherent built-in electric fields to promote directional charge migration for rapid photocatalytic degradation of levofloxacin, *Sep. Purif. Technol.*, 2025, **356**, 129856.
 - 78 J. Wang, L. Liu, Y. Wu, J. R. Song and J. Q. Liu, Exploring the polarization photocatalysis of ZnIn₂S₄ material toward hydrogen evolution by integrating cascade electric fields with hole transfer vehicle, *Adv. Funct. Mater.*, 2022, **32**, 2203252.
 - 79 M. Y. Wang, Z. Z. Zhang and Z. X. Chi, Alkali metal cations as charge-transfer bridge for polarization promoted solar-to-H₂ conversion, *Adv. Funct. Mater.*, 2023, **33**, 2211565.



- 80 J. X. Liu, J. Leng and K. F. Wu, Observation of internal photoinduced electron and hole separation in hybrid two-dimensional perovskite films, *J. Am. Chem. Soc.*, 2017, **139**, 1432–1435.
- 81 W. Chen, X. J. Tang, X. Y. Chu and Y. F. Yang, Impact of catalyst carrier with TPMS structures on hydrogen production by methanol reforming, *Int. J. Hydrogen Energy*, 2024, **58**, 1177–1189.
- 82 Z. Y. Chen, J. D. Hu, X. Y. Lu and X. Jiang, Effect mechanism of Cd on band structure and photocatalytic hydrogen production performance of ZnS, *Int. J. Hydrogen Energy*, 2024, **88**, 1147–1155.
- 83 Z. S. Du, C. Guo, M. C. Guo and S. Meng, Engineering ZnIn₂S₄ with efficient charge separation and utilization for synergistic accelerate dual-function photocatalysis, *J. Colloid Interface Sci.*, 2025, **677**, 571–582.
- 84 H. Z. Liu, R. B. Suo, W. F. Li and L. Luo, Multi-vacancy synergistic effect in a NiSe_{0.4}S_{1.6}/ZnO heterostructure for promoting photocatalytic hydrogen production, *Sep. Purif. Technol.*, 2024, **346**, 127439.
- 85 Y. A. Liu, G. Y. Qin, M. X. Song and Y. D. Huang, Strong interface effect on Ni₂P/CeO_x nanoparticles for high-performance lithium-sulfur batteries, *Nano Energy*, 2025, **133**, 110508.
- 86 J. M. Cao, X. B. Zhang and S. H. Zhao, Mechanism of photocatalytic water splitting of 2D WSeTe/XS₂ (X=Hf, Sn, Zr) van der Waals heterojunctions under the interaction of vertical intrinsic electric and built-in electric field, *Appl. Surf. Sci.*, 2022, **599**, 154012.
- 87 L. Q. Jing, Y. G. Xu, M. Xie, Z. Li and C. C. Wu, Piezo-photocatalysts in the field of energy and environment: Designs, applications, and prospects, *Nano Energy*, 2023, **112**, 108508.
- 88 Y. Wang, Y. Q. Ma, F. Wang and M. Liu, Engineering an A-D-A structure to enhance internal electric fields in silica-PDI-decorated vertical graphene for efficient photocatalytic oxidation, *Chem. Eng. J.*, 2024, **49**, 154846.
- 89 J. W. Zhang, L. Pan and X. Zhang, Donor-acceptor carbon nitride with electron-withdrawing chlorine group to promote exciton dissociation, *Chin. J. Catal.*, 2021, **42**, 1168–1175.
- 90 W. H. Yu and J. F. Li, Enhanced metal-free photocatalyst performance by synergistic coupling of internal magnetic field and piezoelectric field, *Environ. Manage.*, 2024, **35**, 120597.
- 91 X. F. Zhao, X. W. Liu, W. H. Chen and C. J. Liu, Tuning of internal electric field and diffusion distance boosting the charge separation for photocatalytic electricity generation, *Chem. Eng. J.*, 2023, **471**, 144628.
- 92 M. Ren, P. J. Zhao, X. P. Fu, M. Liu, Y. T. Ning, Y. J. Zhang, C. Y. Wang, A. J. Lin and J. Cu, Phase-modulated built-in electric field to boost photogenerated electron migration for efficient dehalogenation, *Chem. Eng. J.*, 2023, **474**, 145524.
- 93 F. Jin, B. Yang, X. P. Wang, T. Li and N. Tsubaki, Facilitating efficient photocatalytic hydrogen evolution via enhanced carrier migration at MOF-on-MOF S-scheme heterojunction interfaces through a graphdiyne (C_nH_{2n-2}) electron transport layer, *Chin. J. Struct. Chem.*, 2023, **42**, 100198.
- 94 W. He, L. Liu, T. T. Ma, H. M. Han and J. J. Zhu, Controllable morphology CoFe₂O₄/g-C₃N₄ p-n heterojunction photocatalysts with built-in electric field enhance photocatalytic performance, *Appl. Catal., B*, 2022, **306**, 121107.
- 95 G. P. Zhang, S. T. Huang, X. X. Li and D. Y. Chen, Internal electric field engineering of bifunctional 2D/2D heterojunction photocatalyst for cooperative H₂ production and alcohol conversion, *Appl. Catal., B*, 2023, **331**, 122725.
- 96 Y. Bian, W. X. Zeng, M. He, Y. Ma, Y. Liu, Y. Kong and J. Pan, Boosting charge transfer via molybdenum doping and electric-field effect in bismuth tungstate: Density function theory calculation and potential applications, *J. Colloid Interface Sci.*, 2019, **534**, 20–30.
- 97 L. Chen, X. L. Song, J. T. Ren and Z. Y. Yuan, Precisely modifying Co₂P/black TiO₂ S-scheme heterojunction by in situ formed P and C dopants for enhanced photocatalytic H₂ production, *Appl. Catal., B*, 2022, **315**, 121546.
- 98 Q. R. Zhang, T. Lin and Y. Zhou, Plasmon-mediated dual S-scheme charge transfer in Cu_{2-x}S/In₂S₃/Bi₂S₃ hollow polyhedrons for efficient photothermal-assisted photocatalysis, *J. Colloid Interface Sci.*, 2025, **690**, 137280.
- 99 A. Z. Chen, X. H. Yang, L. J. Shen, Y. Zheng and M.-Q. Yang, Directional charge pumping from photoactive p-doped CdS to catalytic active Ni₂P via funneled bandgap and bridged interface for greatly enhanced photocatalytic H₂ evolution, *Small*, 2024, **20**, e2309805.
- 100 X. M. Gao, K. L. Gao, W. Zhu and C. H. Liang, Accurate guided alternating atomic layer enhance internal electric field to steering photogenerated charge separation for enhance photocatalytic activity, *Appl. Catal., B*, 2021, **298**, 120536.
- 101 C. F. Chen, M. R. Li and Y. S. Jia, Surface defect-engineered silver silicate/ceria p-n heterojunctions with a flower-like structure for boosting visible light photocatalysis with mechanistic insight, *J. Colloid Interface Sci.*, 2020, **564**, 442–453.
- 102 Y. Zhang, J. G. Liu and C. Hu, Organic piezocatalyst polyimide: Molecular structure tailoring and robust built-in electric field, *J. Mater. Chem. A*, 2024, **12**, 8805–8814.
- 103 J. Wang, X. Y. Niu, R. Wang, K. Zhang and X. Y. Shi, High-entropy alloy-enhanced ZnCdS nanostructure photocatalysts for hydrogen production, *Appl. Catal., B*, 2025, **36**, 124763.
- 104 J. Li, L. Cai, J. Shang, Y. Yu and L. Zhang, Giant enhancement of internal electric field boosting bulk charge separation for photocatalysis, *Adv. Mater.*, 2016, **28**, 4059–4064.
- 105 Y. H. Pan, X. Z. Wang, W. Y. Zhang and L. Y. Tang, Boosting the performance of single-atom catalysts via external electric field polarization, *Nat. Commun.*, 2022, **13**, 3063.
- 106 K. R. Brereton, A. G. Bonn and A. J. M. Miller, Molecular photoelectrocatalysts for light-driven hydrogen production, *ACS Energy Lett.*, 2018, **3**, 1128–1136.



- 107 D. Liu, X. Y. Wan, T. T. Kong and Y. J. Xiong, Single-atom-based catalysts for photoelectrocatalysis: Challenges and opportunities, *J. Mater. Chem. A*, 2022, **10**, 5878–5888.
- 108 Z. G. Li, K. X. Li and P. R. Du, Carbon-based photocatalysts for hydrogen production: A review, *Chemosphere*, 2022, **308**, 135998.
- 109 P. F. Wang, S. H. Zhan, H. T. Wang, Y. G. Xia and Q. L. Hou, Cobalt phosphide nanowires as efficient co-catalyst for photocatalytic hydrogen evolution over $\text{Zn}_{0.5}\text{Cd}_{0.5}\text{S}$, *Appl. Catal., B*, 2018, **233**, 336–344.
- 110 C. J. Xing, Y. J. Zhang, W. Yan and L. J. Guo, Band structure-controlled solid solution of $\text{Cd}_{1-x}\text{Zn}_x\text{S}$ photocatalyst for hydrogen production by water splitting, *Int. J. Hydrogen Energy*, 2006, **31**, 2018–2024.
- 111 Z. J. Cheng, X. Y. Zhang, C. L. Bo and Y. X. Sun, Precise design of TiO_2 photocatalyst for efficient photocatalytic H_2 production from seawater splitting, *Int. J. Hydrogen Energy*, 2024, **5**, 542–549.
- 112 J. F. Jing, J. Yang, Z. J. Zhang and Y. F. Zhu, Supramolecular zinc porphyrin photocatalyst with strong reduction ability and robust built-in electric field for highly efficient hydrogen production, *Adv. Energy Mater.*, 2021, **11**, 2101392.
- 113 H. Man, C. S. Tsang, M. M. Li and J. Y. Mo, Transition metal-doped nickel phosphide nanoparticles as electro- and photocatalysts for hydrogen generation reactions, *Appl. Catal., B*, 2019, **242**, 186–193.
- 114 Q. H. Wu, A. B. Abdeta, D.-H. Kuo and H. Y. Zhang, A molybdenum sulfo-oxide/cobalt oxysulfide Z-scheme heterojunction catalyst for efficient photocatalytic hydrogen production and pollutant reduction, *J. Mater. Chem. A*, 2022, **10**, 5328–5349.
- 115 Z. J. Su, X. R. Wu, D.-H. Kuo and B. Q. Yang, Synergistic vacancy defects and bandgap engineering in an Ag/S co-doped Bi_2O_3 -based sulfur oxide catalyst for efficient hydrogen evolution, *J. Mater. Chem. A*, 2024, **12**, 10449–10506.
- 116 Q. M. Sun, N. Wang, Q. Xu and J. Yu, Nanopore-supported metal nanocatalysts for efficient hydrogen generation from liquid-phase chemical hydrogen storage materials, *Adv. Mater.*, 2020, **32**, 2001818.
- 117 Y. T. Xiong, W. X. Liu, L. Tian, P. L. Qin, X. B. Chen, L. Ma and Q. B. Liu, Broad light absorption and multichannel charge transfer mediated by topological surface state in $\text{CdS}/\text{ZnS}/\text{Bi}_2\text{Se}_3$ nanotubes for improved photocatalytic hydrogen production, *Adv. Funct. Mater.*, 2024, **34**, 2407819.
- 118 Z. H. Tan, G. L. Fan, L. R. Zheng and F. Li, Promoted surface-interface catalysis over Mn-Cr incorporated Cu-Based catalysts for efficient hydrogen production from methanol decomposition, *ACS Catal.*, 2024, **14**, 11218–11230.
- 119 S. Y. Guan, Y. Y. Liu, H. H. Zhang, H. J. Wei, T. Liu, X. L. Wu, H. Wen, R. F. She, S. Mehdi, X. H. Ge, C. M. Wang, B. Z. Liu, E. J. Liang, Y. P. Fan and B. J. Li, Atomic interface-exciting catalysis on cobalt nitride-oxide for accelerating hydrogen generation, *Small*, 2022, **18**, 2107417.
- 120 J. Q. Zhang, X. J. Tan, L. Shi, H. J. Chen, Y. Z. Liu, S. J. Wang, X. G. Duan and M. B. Wu, Tandem internal electric fields in intralayer/interlayer carbon nitride homojunction with a directed flow of photo-excited electrons for photocatalysis, *Appl. Catal., B*, 2023, **333**, 122781.
- 121 X. Q. Yan, M. Y. Xia, H. X. Liu, B. Zhang, C. R. Chang and L. Z. Wang, An electron- hole rich dual-site nickel catalyst for efficient photocatalytic overall water splitting, *Nat. Commun.*, 2023, **14**, 1741.
- 122 K. H. Sun, J. Shen, Q. Q. Liu, H. Tang, M. Y. Zhang, S. Zulfiqar and C. S. Lei, Synergistic effect of Co(II)-hole and Pt-electron cocatalysts for enhanced photocatalytic hydrogen evolution performance of P-doped g- C_3N_4 , *Chin. J. Catal.*, 2020, **41**, 72–81.
- 123 K. Z. Ge, Z. Li, A. Wang, Z. T. Bai, X. Zhang, X. Zheng, Z. Liu and F. L. Gao, An NIR-driven upconversion/ C_3N_4 /CoP photocatalyst for efficient hydrogen production by inhibiting electron- hole pair recombination for Alzheimer's disease therapy, *ACS Nano*, 2023, **17**, 2222–2234.
- 124 J. Barrio, L. H. Lin, X. Wang and M. Shalom, Design of a unique energy-band structure and morphology in a carbon nitride photocatalyst for improved charge separation and hydrogen production, *ACS Sustainable Chem. Eng.*, 2017, **6**, 519–530.
- 125 J. D. Xiao, Q. Z. Han, H. B. Cao, J. Rabeah, J. Yang, Z. Guo, L. B. Zhou, Y. B. Xie and A. Brückner, Number of reactive charge carriers-a hidden linker between band structure and catalytic performance in photocatalysts, *ACS Catal.*, 2019, **9**, 8852–8861.
- 126 Q. Y. Wang, Z. M. Zhang, L. Liu, L. Bai, R.-Y. Bao, M.-B. Yang and W. Yang, Degradable ultrathin high-performance photocatalytic hydrogen generator from porous electrospun composite fiber membrane with enhanced light absorption ability, *J. Mater. Chem. A*, 2021, **9**, 10277–10288.
- 127 J. R. Ran, G. P. Gao, F. T. Li, T. Y. Ma, A. J. Du and S. Z. Qiao, Ti_3C_2 MXene co-catalyst on metal sulfide photoabsorbers for enhanced visible-light photocatalytic hydrogen production, *Nat. Commun.*, 2017, **8**, 13907.
- 128 A. Dai, Z. X. Huang, L. Tian, Z. Y. Zhang, X. J. Guan and L. J. Guo, Phenyl-incorporated carbon nitride photocatalyst with extended visible-light-absorption for enhanced hydrogen production from water splitting, *J. Colloid Interface Sci.*, 2022, **622**, 494–502.
- 129 Q. X. Zhou, Y. Guo, Z. Q. Ye, Y. Z. Fu, Y. Guo and Y. F. Zhu, Carbon nitride photocatalyst with internal electric field induced photogenerated carriers spatial enrichment for enhanced photocatalytic water splitting, *Mater. Today*, 2022, **58**, 100–109.
- 130 X. Ma, G. W. Wang, L. F. Qin, J. Liu, B. Li, Y. A. Hu and H. F. Cheng, Z-scheme g- C_3N_4 -AQ- MoO_3 photocatalyst with unique electron transfer channel and large reduction area for enhanced sunlight photocatalytic hydrogen production, *Appl. Catal., B*, 2021, **288**, 120025.
- 131 W. J. Zhou, Y. Zhang, M. S. Ahmad, B. X. Shen and S. Kawi, Enhanced effect of electric field on methane pyrolysis and



- hydrogen production by Ni-supported MoS₂ catalyst: A molecular dynamics study, *Fuel*, 2024, **376**, 132417.
- 132 X. H. Wang, X. H. Wang, J. F. Huang, S. X. Li, A. Meng and Z. J. Li, Interfacial chemical bond and internal electric field modulated Z-scheme Sv-ZnIn₂S₄/MoSe₂ photocatalyst for efficient hydrogen evolution, *Nat. Commun.*, 2021, **12**, 4112.
 - 133 B. An, R. Bian, J. Dong, W. Liu, H. Su, N. Li, Y. Gao and L. Ge, Theoretical and experimental investigation on electrostatic field dynamics of Co₃O₄@NiPx electrocatalyst with core-shell structure in overall water splitting reactions, *Chem. Eng. J.*, 2024, **485**, 149903.
 - 134 Y. B. Zhao, J. Y. Gao, Z. C. Yang, L. N. Li, J. H. Cui, P. Zhang, C. Hu and C. Z. Diao, Efficient exciton dissociation in ionically interacted methyl viologen and polymeric carbon nitride for superior H₂O₂ photoproduction, *ACS Catal.*, 2023, **13**, 2790–2801.
 - 135 J. S. Diercks, J. Herranz, K. Ebner, N. Diklić, M. Georgi, P. Chauhan and H. Adam, Spectroscopy vs. electrochemistry: Catalyst layer thickness effects on operando/in situ measurements, *Angew. Chem., Int. Ed.*, 2023, **62**, e202216633.
 - 136 Q. Meyer, Y. C. Zeng and C. Zhao, Electrochemical impedance spectroscopy of catalyst and carbon degradations in proton exchange membrane fuel cells, *J. Power Sources*, 2019, **4**, 226922.
 - 137 L. J. Zhang, X. Q. Hao, J. K. Li, Y. P. Wang and Z. L. Jin, Unique synergistic effects of ZIF-9 (Co)-derived cobalt phosphide and CeVO₄ heterojunction for efficient hydrogen evolution, *Chin. J. Catal.*, 2020, **41**, 82–94.
 - 138 D. Jin, F. Qiao, Y. Zhou, J. Wang, K. Cao, J. Yang, J. Zhao, L. Zhou and H. Li, Cu/Mo₂C synthesized through Anderson-type polyoxometalates modulate interfacial water structure to achieve hydrogen evolution at high current density, *Nano Res.*, 2024, **17**, 2546–2554.
 - 139 F. Qiao, R. Kang, Q. Liang, Y. Cai, J. Bian and X. Hou, Tunability in the optical and electronic properties of ZnSe microspheres via Ag and Mn doping, *ACS Omega*, 2019, **4**, 12271–12277.
 - 140 F. Qiao, Z. Chen, Y. Xie, B. Mao, D. Zhang, H. Chu and Q. Zhang, Construction of microsphere-shaped ZnSe-AgZnInS and its charge transport property, *J. Mater. Res. Technol.*, 2020, **9**, 2230–2236.
 - 141 J.-K. Zhao, J. Liu, J. Yang, P.-F. Liu and F. Qiao, Study on the structure, electronics, and optics of gold cluster functionalized Mo₂C based on strong metal support interaction: A comprehensive DFT study, *Colloids Surf., A*, 2023, **679**, 132552.
 - 142 F. Qiao, Y. Xie, Z. Weng and H. Chu, Ligand engineering of colloid quantum dots and their application in all-inorganic tandem solar cells, *J. Energy Chem.*, 2020, **50**, 230–239.
 - 143 F. Qiao, W. Liu, J. Yang, J. Yuan, K. Sun and P. F. Liu, Hydrogen production performance and theoretical mechanism analysis of chain-like ZnO/ZnS heterojunction, *Int. J. Hydrogen Energy*, 2023, **48**, 953–963.
 - 144 F. Qiao and Y. Xie, Strategies for enhancing conductivity of colloidal nanocrystals and their photoelectronic applications, *J. Energy Chem.*, 2020, **48**, 29–42.
 - 145 X. Xu, F. Qiao, Y. Liu and W. Liu, Preparation of Cu(OH)₂/Cu₂S arrays for enhanced hydrogen evolution reaction, *Battery Energy*, 2024, **3**, 20230060.
 - 146 J. Zhang, H. X. Lu, P. He, Z. J. Ren, G. F. Shen, R. X. Liu, L. Wang and G. Q. Luo, The performance and corrosion resistance of an electrodeposited Ni-Mo-Cu HER catalyst, *Surf. Coat. Technol.*, 2023, **465**, 129596.
 - 147 C. X. Li, W. H. Kong, H. Z. Jin, W. C. Kang and W. S. Li, Construction of 3D sponge-like hierarchical pore Ag₁₀Si₄O₁₃ microblock photocatalyst with enhanced photocatalytic activities, *Colloids Surf., A*, 2022, **633**, 127829.
 - 148 H. Choi, S. Surendran, Y. Sim, M. Je, G. Janani and H. Choi, Enhanced electrocatalytic full water-splitting reaction by interfacial electric field in 2D/2D heterojunction, *Chem. Eng. J.*, 2022, **450**, 137789.
 - 149 Y. Z. Gao, Q. Zhang, W. Hu and J. L. Yang, First-principles computational screening of two-dimensional polar materials for photocatalytic water splitting, *ACS Nano*, 2024, **18**, 19381–19390.
 - 150 B. Y. Dai, Y. R. Yu, Y. K. Chen, H. M. Huang, C. H. Lu, J. H. Kou, Y. J. Zhao and Z. Z. Xu, Construction of self-healing internal electric field for sustainably enhanced photocatalysis, *Adv. Funct. Mater.*, 2019, **29**, 1807934.
 - 151 Y. Liu, Q. Li and Z. Lian, Polarization field promoted photoelectrocatalysis for synergistic environmental remediation and H₂ production, *Chem. Eng. J.*, 2022, **437**, 135132.
 - 152 B. Wang, L. Wang, J. H. Lee, T. T. Isimjan and H. M. Jeong, Enabling built-in electric fields on rhenium-vacancy-rich heterojunction interfaces of transition-metal dichalcogenides for pH-universal efficient hydrogen and electric energy generation, *Carbon Energy*, 2024, **6**, e526.
 - 153 W. Shi, Y. Liu, Y. Shi, W. Sun, K. Zhang and Y. Hong, Realization of photocatalytic hydrogen production by optimizing energy band structure and promoting charges separation over the S-doped CoFe₂O₄ microrods, *Mater. Today Commun.*, 2023, **35**, 105588.
 - 154 W. He, L. Liu, T. Ma, H. Han, J. Zhu, Y. Liu, Z. Fang, Z. Yang and K. Guo, Controllable morphology CoFe₂O₄/g-C₃N₄ pn heterojunction photocatalysts with built-in electric field enhance photocatalytic performance, *Appl. Catal., B*, 2022, **306**, 121107.
 - 155 G. Zhang, S. Huang, X. Li, D. Chen, N. Li, Q. Xu, H. Li and J. Lu, Internal electric field engineering of bifunctional 2D/2D heterojunction photocatalyst for cooperative H₂ production and alcohol conversion, *Appl. Catal., B*, 2023, **331**, 122725.
 - 156 C. Chen, M. Li, Y. Jia, R. Chong, L. Xu and X. Liu, Surface defect-engineered silver silicate/ceria p-n heterojunctions with a flower-like structure for boosting visible light photocatalysis with mechanistic insight, *J. Colloid Interface Sci.*, 2020, **564**, 442–453.
 - 157 J. Yang, Z. Zhang and Y. Zhu, Supramolecular zinc porphyrin photocatalyst with strong reduction ability and robust built-in electric field for highly efficient hydrogen production, *Adv. Energy Mater.*, 2021, **11**, 2101392.



- 158 Q. Wu, A. B. Abdeta, H. Zhang, Q. Lu, J. Zhang, M. T. Mosisa, J. Lin and X. Chen, A molybdenum sulfo-oxide/cobalt oxysulfide Z-scheme heterojunction catalyst for efficient photocatalytic hydrogen production and pollutant reduction, *J. Mater. Chem. A*, 2022, **10**, 5328–5349.
- 159 W. X. Liu, L. Tian, P. L. Qin, X. B. Chen, S. J. Ding and Q. Q. Wang, Broad light absorption and multichannel charge transfer mediated by topological surface state in CdS/ZnS/Bi₂Se₃ nanotubes for improved photocatalytic hydrogen production, *Adv. Energy Mater.*, 2024, **34**, 2407819.
- 160 K. Sun, J. Shen, Q. Liu, H. Tang, M. Zhang and C. Lei, Synergistic effect of Co (II)-hole and Pt-electron cocatalysts for enhanced photocatalytic hydrogen evolution performance of P-doped g-C₃N₄, *Chin. J. Catal.*, 2020, **41**, 72–81.
- 161 Q. Zhou, Y. Guo, Z. Ye, Y. Fu, Y. Guo and Y. Zhu, Carbon nitride photocatalyst with internal electric field induced photogenerated carriers spatial enrichment for enhanced photocatalytic water splitting, *Mater. Today*, 2022, **58**, 100–109.
- 162 L. Yu, X. Chen, S. Cheng, T. Zhong, R. Zhou, Z. Deng and L. Li, A Ni₂P/NiMoO_x nanocone electrocatalyst for efficient hydrogen evolution: Tip-enhanced local electric field effect, *Nanoscale*, 2025, **17**, 4485–4493.
- 163 S. Zhang, C. Tan, R. Yan, X. Zou, F. L. Hu, Y. Mi, C. Yan and S. Zhao, Constructing built-in electric field in heterogeneous nanowire arrays for efficient overall water electrolysis, *Angew. Chem., Int. Ed.*, 2023, **62**, e202302795.
- 164 X. H. Chen, J. Y. Ren, N. B. Li and H. Q. Huo, Constructing of CoP-Nb₂O₅ p-n heterojunction with built-in electric field to accelerate the charge migration in electrocatalytic hydrogen evolution, *J. Colloid Interface Sci.*, 2023, **651**, 760–768.
- 165 C. Guo, H. Xue, J. Sun, N. Guo, T. Song, J. Sun, Y. R. Hao and Q. Wang, A Co₂N/CoP PN junction with modulated interfacial charge and rich nitrogen vacancy for high-efficiency water splitting, *Chem. Eng. J.*, 2023, **470**, 144242.
- 166 J. Chen, J. Zheng, W. He, H. Liang, Y. Li, H. Cui and C. Wang, Self-standing hollow porous Co/a-WO_x nanowire with maximum Mott-Schottky effect for boosting alkaline hydrogen evolution reaction, *Nano Res.*, 2023, **16**, 4603–4611.
- 167 C. Pi, X. Li, X. Zhang, H. Song, Y. Zheng, B. Gao, A. Kızılaslan, P. K. Chu and K. Huo, In-plane Mott-Schottky effects enabling efficient hydrogen evolution from Mo₅N₆-MoS₂ heterojunction nanosheets in universal-pH electrolytes, *Small*, 2022, **18**, 2201137.
- 168 R. Hu, L. Jiao, H. Liang, Z. Feng, B. Gao, X. F. Wang and X. Z. Song, Engineering interfacial built-in electric field in polycrystalline phosphide heterostructures for superior supercapacitors and electrocatalytic hydrogen evolution, *Small*, 2023, **19**, 2304132.
- 169 X. Zhao, K. Tang, C. F. Du, H. Yu, X. Wang, W. Qi and Q. Yan, Promoting the water-reduction kinetics and alkali tolerance of MoNi₄ nanocrystals via a Mo₂TiC₂Tx induced built-in electric field, *Small*, 2022, **18**, 2107541.

