

ChemComm

Chemical Communications

Accepted Manuscript

This article can be cited before page numbers have been issued, to do this please use: R. Itagaki, A. Nakada, H. Suzuki, O. Tomita and R. Abe, *Chem. Commun.*, 2026, DOI: 10.1039/D6CC01252C.



This is an Accepted Manuscript, which has been through the Royal Society of Chemistry peer review process and has been accepted for publication.

Accepted Manuscripts are published online shortly after acceptance, before technical editing, formatting and proof reading. Using this free service, authors can make their results available to the community, in citable form, before we publish the edited article. We will replace this Accepted Manuscript with the edited and formatted Advance Article as soon as it is available.

You can find more information about Accepted Manuscripts in the [Information for Authors](#).

Please note that technical editing may introduce minor changes to the text and/or graphics, which may alter content. The journal's standard [Terms & Conditions](#) and the [Ethical guidelines](#) still apply. In no event shall the Royal Society of Chemistry be held responsible for any errors or omissions in this Accepted Manuscript or any consequences arising from the use of any information it contains.

COMMUNICATION

Factors maximising photoinduced electron-transfer-coupled phase migration to boost biphasic photocatalysis

Ren Itagaki,^a Akinobu Nakada,^{*a} Hajime Suzuki,^{a,b} Osamu Tomita,^a and Ryu Abe^{*a}Received 00th January 20xx,
Accepted 00th January 20xx

DOI: 10.1039/x0xx00000x

The use of biphasic solutions has recently attracted attention as an effective strategy to spatially extend photoinduced charge separation between the photocatalyst and electron donors/acceptors via phase migration, enabling efficient photocatalysis. Herein, key parameters of biphasic photocatalytic systems, namely, diffusion in solution, liquid-liquid phase boundary, and phase transfer equilibrium, were modulated in detail, unveiling design principles that maximise the benefits of biphasic systems.

Photoinduced electron transfer and charge separation are among the most common and essential driving principles of redox-based photocatalytic molecular conversions, such as CO₂ reduction¹ water splitting² and organic transformations.³ Since the product of photon absorption efficiency, charge-separation fraction, and survival yield against charge recombination determines the overall reaction quantum efficiency, many studies have focused on photoinduced charge separation and recombination.^{4–6}

Recently, photocatalysis in immiscible biphasic solutions has been demonstrated to spatially facilitate charge separation and suppress backward electron transfer (recombination).⁷ In a biphasic solution, a key mechanism enabling spatial charge separation is interphase migration triggered by photoinduced electron transfer (Fig. 1),⁸ which is inspired by electrochemically well-studied electron-transfer-coupled phase-transfer phenomena observed for reversible redox couples such as ferrocenium (Fc⁺)/ferrocene (Fc),⁹ benzoquinone/hydroquinone,¹⁰ 7,7,8,8-tetracyanoquinodimethane (TCNQ),¹¹ and alkyl viologens.¹² In Fig. 1, electron transfer between a photoexcited Ir(III) complex photoredox catalyst (Ir) and Fc as an electron donor produces a charge-separated pair of reduced Ir and Fc⁺ in the organic

solution phase (Process (1) in Fig. 1). Because the generated Fc⁺ in the organic phase has a completely different solubility from that of water-insoluble Fc, migration of Fc⁺ to the counterpart aqueous solution phase proceeds (Processes (2) and (3)), enabling interphase charge separation. Photoinduced electron-transfer-coupled phase migration has been demonstrated to suppress backward electron transfer effectively.⁷ Furthermore, challenging artificial photosynthetic reactions that connect water oxidation and reductive molecular conversion (i.e., H₂ evolution¹³ and organic transformation¹⁴) have been demonstrated using a biphasic solution and photoinduced phase migration.

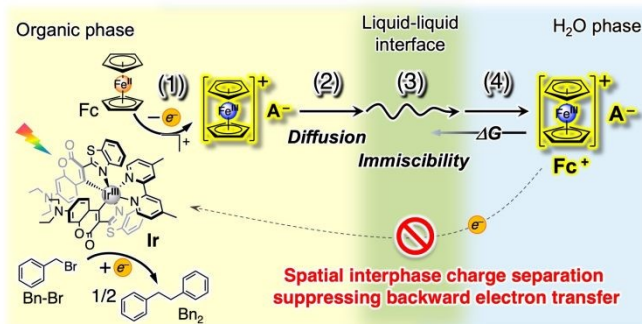


Fig. 1 Schematic illustration of biphasic photocatalysis driven by photoinduced electron-transfer-coupled phase migration.

In addition to the conventional photoredox steps that generate a charge-separated pair (Process (1) in Fig. 1) and its diffusion (Process (2)), interfacial mass transport across the liquid-liquid boundary (Process (3)) and phase transfer equilibrium (Process (4)) are involved in biphasic photocatalysis; these additional parameters should affect the overall photocatalytic efficiency. However, the biphasic properties that most strongly control the photoreaction outcome, and how they are quantitatively related to Fc⁺ generation and substrate conversion, remain unclear. Herein, we modulated diffusion in solution, immiscibility between the two liquid phases, and partition equilibrium to elucidate the factors that maximise

^a Department of Energy and Hydrocarbon Chemistry, Graduate School of Engineering, Kyoto University, Nishikyo-ku, Kyoto 615-8510, Japan.

^b Precursory Research for Embryonic Science and Technology (PRESTO), Japan Science and Technology Agency (JST), 4-1-8 Honcho, Kawaguchi, Saitama 332-0012, Japan.

Electronic Supplementary Information (ESI) available: Cyclic voltammograms, UV-vis absorption spectra, HPLC chromatograms, Concentration of organic solvents in D₂O, ¹H NMR spectra (PDF). See DOI: 10.1039/x0xx00000x



photoinduced phase migration and boost biphasic photocatalysis.

The UV-visible absorption and emission properties of **Ir** in organic solvents are summarised in Table 1. In each solvent, **Ir** exhibited an intense visible absorption band assigned to ligand-centred charge-transfer transitions,^{15,16} with only minor solvent dependence (Fig. S1a). Under deaerated conditions, **Ir** displayed room-temperature phosphorescence with a maximum at ~590 nm (Fig. S1a), and its lifetime decreased markedly in acetonitrile (MeCN) compared with that in halogenated solvents because of differences in their dielectric constants (Table 1 and Fig. S1b), as previously reported.^{15,16}

The incremental addition of Fc led to a decrease in the emission intensity of **Ir**, suggesting reductive quenching (Fig. S1c–f). Stern–Volmer analysis (see ESI) provided quenching rate constants k_q on the order of $10^9 \text{ M}^{-1} \text{ s}^{-1}$, consistent with near diffusion-controlled quenching. The efficiency of reductive quenching (η_q) of photoexcited **Ir** by Fc was almost quantitative at $[\text{Fc}] = 5 \text{ mM}$ (Table 1). Therefore, $[\text{Fc}]$ was fixed at 5 mM for the photocatalytic evaluation to eliminate differences in the photoinduced electron process.

In each organic solvent, Fc showed a reversible wave attributed to a metal-centred Fe(III/II) redox process at $E_{1/2} \sim 0.09\text{--}0.25 \text{ V vs. Ag/AgNO}_3$ (Fig. S2a–d). The diffusion coefficient (D) of Fc, which was estimated from the Randles–Sevcik plots (see ESI), decreased in the order MeCN > dichloromethane (DCM) > 1,2-dichloroethane (DCE) > 1,2-dichlorobenzene (DCB), following the Stokes–Einstein relationship with viscosity (μL^{-1}) (Table S3 and Fig. S2f). Difference in diffusion in the organic solution may affect the opportunity to reach the liquid-liquid interface (Process (2) in Fig. 1) before interphase charge separation in biphasic photocatalysis, as discussed later.

Table 1 Photophysical properties of **Ir** in each solvent

Solvent	ϵ^a	μ^b / mPa s	λ_{abs} / nm	λ_{em}^c / nm	τ_0^d / μs	k_q / 10^9 $\text{M}^{-1} \text{ s}^{-1}$	η_q^e / %
DCM	8.9	0.41	483	588	26.1	9.6	>99
DCE	10.4	0.78	482	590	25.6	6.7	>99
DCB	9.9	1.32	487	590	19.2	8.6	>99
MeCN	36.7	0.34	478	588	3.6	8.6	>99

^aDielectric constant at 25°C.¹⁷ ^bViscosity at 25°C.¹⁸ ^cExcitation at 480 nm.

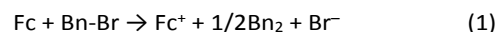
^dExcitation at 440 nm. ^eQuenching efficiency when $[\text{Fc}] = 5 \text{ mM}$.

The immiscibility of the two solvent phases is an important biphasic characteristic that likely affects the migration across the liquid-liquid boundary (Process (3) in Fig. 1). In this study, we used the solubility of an organic solvent (1 mL) in the same volume of water (1 mL) as a pseudo-parameter to describe immiscibility (Table S1). Pure MeCN is almost completely miscible with water at a concentration of approximately 4 M (Table S1). Upon addition of $(\text{NH}_4)_2\text{SO}_4$ to the MeCN/water mixed solvent, a biphasic solution was formed owing to the salting-out effect.¹⁹ The solubility of MeCN decreased with

increasing $(\text{NH}_4)_2\text{SO}_4$ concentration (Table S1). The solubility of the halogenated solvents in water was several orders of magnitude lower than that of MeCN, even when 2 M $(\text{NH}_4)_2\text{SO}_4$ was added.

The partition coefficients in the $\text{H}_2\text{O}/\text{DCE}$ biphasic solution ($C_{\text{H}_2\text{O}}/C_{\text{DCE}}$; C_X indicates the concentration in phase X) of each compound were estimated to be 2×10^{-5} (Fc), 1×10^{-6} (**Ir**), 1×10^{-6} (Bn-Br), and 122 (Fc^+Cl^-), based on the absorption spectra of each phase of the biphasic solution after reaching equilibrium (Fig. S4a and Table S2). Thus, the starting compounds for photoredox catalysis were initially predominantly distributed in the DCE phase, whereas Fc^+Cl^- showed a strong preference for the aqueous phase. The partitioning trends were similar for MeCN/ H_2O salted-out with 2 M $(\text{NH}_4)_2\text{SO}_4$ (Fig. S4b and Table S2).

Visible-light irradiation of a biphasic $\text{H}_2\text{O}/\text{DCE}$ solution (2.0 mL) containing Fc (5.0 mM), **Ir** (0.05 mM), and benzyl bromide (Bn-Br, 50 mM), all of which were predominantly distributed in the DCE phase, with stirring under Ar ($\lambda = 470 \text{ nm}$) produced Fc^+ and dibenzyl (Bn_2) in the aqueous and DCE phases, respectively, at a stoichiometric ratio satisfying Eq. 1 (Figs. 2 and S5, and Entry 1 in Table S3).



where the entire reaction involves the photocatalytic reduction of Bn-Br using Fc as an electron donor. In contrast, no product was obtained in the absence of the aqueous phase (Entry 2 in Table S3). We previously reported that Fc^+ remaining in the DCE phase inhibits further production of Fc^+ via backward electron transfer (i.e. re-reduction of Fc^+ to Fc), whereas Fc^+ that migrates to the aqueous phase does not, owing to spatial charge separation across the liquid-liquid interface (see Fig. 1).⁷ Hence, escape of the generated Fc^+ from DCE to the aqueous phase was the key to suppressing backward electron transfer and promoting the photocatalytic reaction. Accordingly, the amount of Fc^+ generated in the reaction system was used as an indicator of photocatalytic performance.

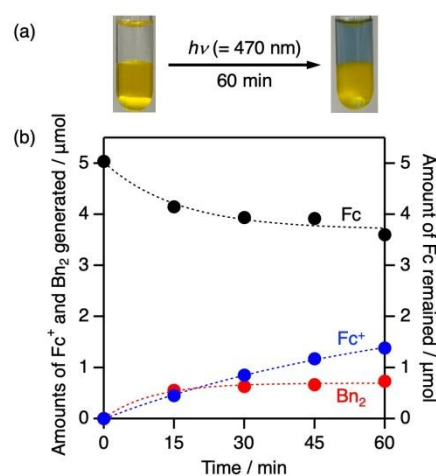


Fig. 2 (a) Photographs of a biphasic solution before and after irradiation, and (b) time course of Fc^+/Bn_2 formation and Fc consumption along with Fc conversion from a biphasic $\text{H}_2\text{O}/\text{DCE}$ solution (1:1, v/v; 2.0 mL) containing Fc (5.0 mM, 5 μmol), Ir (0.05 mM, 50 nmol), and Bn-Br (50 mM, 50 μmol) under visible-light irradiation ($\lambda = 470 \text{ nm}$).

The effect of forming a biphasic solution was systematically examined in a $\text{MeCN}/\text{H}_2\text{O}$ system with different concentrations of $(\text{NH}_4)_2\text{SO}_4$ (Fig. 3a). Similar to single-phase DCE system, a single-phase $\text{MeCN}-\text{H}_2\text{O}$ mixed solution without $(\text{NH}_4)_2\text{SO}_4$ did not generate any products (Entry 3 in Table S3). In contrast, upon addition of $(\text{NH}_4)_2\text{SO}_4$ to the $\text{MeCN}-\text{H}_2\text{O}$ mixture to induce phase separation, Fc^+ was generated under visible-light irradiation (Entries 4-7 in Table S3). The amount of Fc^+ increased with increasing $(\text{NH}_4)_2\text{SO}_4$ concentration, owing to the increased immiscibility of the $\text{MeCN}/\text{H}_2\text{O}$ system (Fig. 3). Even in macroscopically phase-separated systems, partial mixing can occur in the interfacial region. The extent of this mixing depends on the mutual solubility of the two phases. If the mixed boundary has properties similar to those of a miscible solvent, recombination of the charge-separated pair can be accelerated before escape to another phase (Process (3) in Fig. 1). Hence, it was concluded that decreasing the mutual solubility of the two phases by salting-out with $(\text{NH}_4)_2\text{SO}_4$ improved the photocatalytic activity.

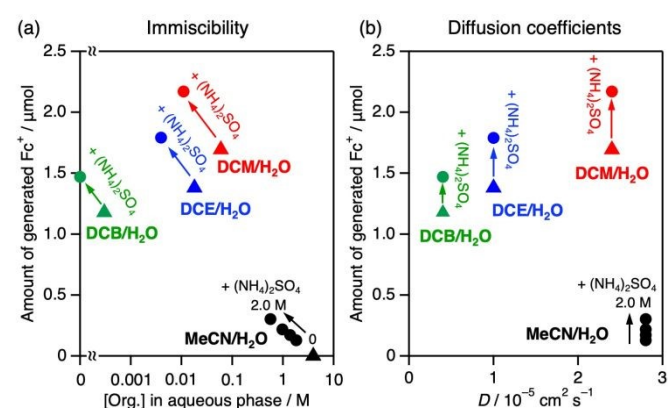


Fig. 3 Amounts of photochemically generated Fc^+ in biphasic solutions containing Fc (5.0 mM, 5 μmol), Ir (0.05 mM, 50 nmol), and Bn-Br (50 mM, 50 μmol) under visible-light irradiation ($\lambda = 470 \text{ nm}$, 60 min) against (a) the concentration of each organic phase solvent dissolved in the aqueous phase ($[\text{Org.}]$ in aqueous phase) and (b) the diffusion coefficient (D) of Fc in each organic phase in the presence and absence of various concentrations of $(\text{NH}_4)_2\text{SO}_4$.

Halogenated solvent/ H_2O biphasic systems, in which the immiscibility was much higher than in the $\text{MeCN}/\text{H}_2\text{O}$ system, exhibited much higher photocatalytic activities (Fig. 3a). Note that the noticeable difference in their behaviour was not found during mixing among biphasic solutions used in this study (Supporting Videos). Upon closer inspection, however, the activity ($\text{DCM} > \text{DCE} > \text{DCB}$) did not correlate with immiscibility in water ($\text{DCB} > \text{DCE} > \text{DCM}$). The diffusion coefficient (D) of Fc^+ in the halogenated solvent explained the photocatalytic trend (Fig. 3b); rapid diffusion in the organic phase possibly increased the opportunity for Fc^+ to reach the interphase boundary for phase migration, enabling spatial charge separation (Process (2)

in Fig. 1). Because the immiscibility of the halogenated solvent/ H_2O was sufficiently high, the effects of D likely became another significant factor. In contrast, although D in MeCN was larger than that in any halogenated solvent employed in this study, the photocatalytic activity was much lower, likely because the significantly low immiscibility of MeCN with H_2O was the dominant limiting factor. It should be noted that the immiscibility of the halogenated solvents was further improved by addition of $(\text{NH}_4)_2\text{SO}_4$, which resulted in a slight but obvious increase in photocatalytic activity. Thus, it was concluded that both immiscibility and diffusion are important factors.

For salting-out, the salt (i.e., $(\text{NH}_4)_2\text{SO}_4$ in this work) dissolved in water plays a crucial role in decreasing the solubility of the counterpart organic solvent.¹⁹ Here, the additional effects of a salt "dissolved in the organic phase" were also investigated on biphasic photocatalytic efficiency. As has been used in phase transfer catalysis, tetrabutylammonium cation enables hydrophilic anions to be distributed in the organic solution phase.²⁰ In fact, the majority of tetrabutylammonium hydrogen sulfate (TBAHSO_4) partitioned in the DCE and MeCN phases in $\text{H}_2\text{O}/\text{DCE}$ ($C_{\text{H}_2\text{O}}/C_{\text{DCE}} = 0.11$) and salted-out $\text{MeCN}/\text{H}_2\text{O}$ ($C_{\text{H}_2\text{O}}/C_{\text{MeCN}} \sim 0$) biphasic solutions (Fig. S6). In the $\text{H}_2\text{O}/\text{DCE}$ biphasic system, TBAHSO_4 markedly enhanced photocatalytic activity (Fig. 4a). Notably, TBAHSO_4 did not make $\text{MeCN}/\text{H}_2\text{O}$ solution biphasic, indicating it has no role of salting-out. Combined addition of TBAHSO_4 and $(\text{NH}_4)_2\text{SO}_4$ further improved photocatalytic efficiency. In contrast, the promotional effect of TBAHSO_4 was observed only in the presence of $(\text{NH}_4)_2\text{SO}_4$ in the $\text{MeCN}/\text{H}_2\text{O}$ system; addition of TBAHSO_4 alone resulted in no activity (Fig. 4b). These results suggest different roles for TBAHSO_4 and $(\text{NH}_4)_2\text{SO}_4$ in promoting photocatalysis, and that TBAHSO_4 is likely to promote interphase charge separation.

Phase migration of Fc^+ generated by photoinduced electron transfer in the organic phase occurs with an anion A^- to maintain charge balance in the solution phase. Hence, the driving force for phase transfer, represented by $\Delta G(\text{Fc}^+\text{A}^-)_{\text{Org} \rightarrow \text{H}_2\text{O}}$ (Eq. 2) is a key factor that can be tuned using coexisting anions in the organic phase.

$$\Delta G(\text{Fc}^+\text{A}^-)_{\text{Org} \rightarrow \text{H}_2\text{O}} = \Delta G(\text{Fc}^+)_{\text{Org} \rightarrow \text{H}_2\text{O}} + \Delta G(\text{A}^-)_{\text{Org} \rightarrow \text{H}_2\text{O}} \quad (2)$$

For the $\text{H}_2\text{O}/\text{DCE}$ system, the Gibbs energy for ion migration of Fc^+ from the DCE phase to the aqueous phase ($\Delta G(\text{Fc}^+)_{\text{DCE} \rightarrow \text{H}_2\text{O}}$) was reported to be -2.0 kJ mol^{-1} .²¹ The presence of HSO_4^- in the DCE phase ($\Delta G(\text{HSO}_4^-)_{\text{DCE} \rightarrow \text{H}_2\text{O}} = -46 \text{ kJ mol}^{-1}$)²² substantially increased the driving force for phase migration. Once Fc^+A^- migrates to the aqueous phase, it still has the opportunity to kinetically return to the DCE phase during the photocatalytic reaction owing to the distribution equilibrium (Process (4) in Fig. 1). Therefore, we conclude that addition of TBAHSO_4 , by improving $\Delta G(\text{A}^-)_{\text{Org} \rightarrow \text{H}_2\text{O}}$, further decreases backward charge recombination in the organic phase, thereby increasing photocatalytic efficiency.



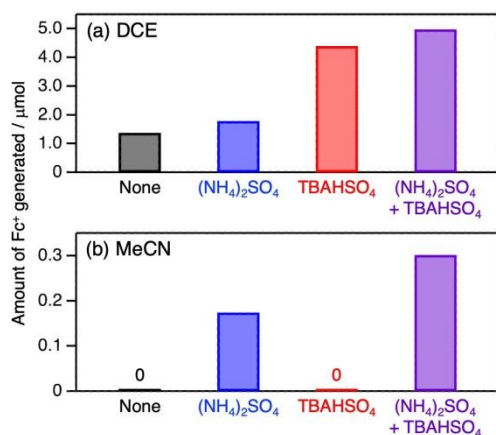


Fig. 4 Amount of Fc⁺ generated in biphasic (a) H₂O/DCE and (b) MeCN/H₂O solutions containing Fc (5.0 mM, 5 μmol), Ir (0.05 mM, 50 nmol), and Bn-Br (50 mM, 50 μmol) under visible-light irradiation ($\lambda = 470$ nm, 60 min) in the presence and absence of (NH₄)₂SO₄ (2.0 M) and/or TBAHSO₄ (5.0 mM).

In summary, we elucidated the key factors that maximise recently emerged biphasic photocatalysis via phase migration by modulating chemical parameters, including diffusion in solution, immiscibility, and the driving force for phase transfer, using Fc⁺/Fc phase-migrating electron mediators. The first is the immiscibility of the two solution phases. Formation of a biphasic solution is essential to enable spatial charge separation between the two liquid phases, thereby suppressing backward electron transfer. Upon decreasing the mutual solubility of the solutions to construct biphasic, interphase charge separation accelerated (Process (3) in Fig. 1). On the premise of high immiscibility in the biphasic solution, high diffusion coefficients of the electron mediator in the bulk solution improved biphasic photocatalysis owing to an increased opportunity to reach the phase boundary and escape to the other solution phase (Process (2) in Fig. 1). Finally, a large driving force for phase migration of the electron mediator, which can be controlled by escorting counter-ions, plays an important role in suppressing backward phase migration. This work provides design principles for constructing photoinduced electron-transfer-driven interphase charge transport in biphasic photocatalysis, which is promising for achieving artificial photosynthetic reactions coupled with valuable oxidative and reductive molecular conversions.^{13, 14}

Data availability

The data supporting this article have been included as part of the ESI.

Conflicts of interest

There are no conflicts to declare.

Acknowledgements

This work was supported by JSPS KAKENHI grants (JP24K01603, 26K21755, and 26K01622) and a Grant-in-Aid for Transformative

Research Areas "Concerto Photocatalysis" (JP23H03830 and JP23H03832). R.I. wishes to acknowledge the support from JSPS Fellowship for Young Scientists (JP23KJ1351).

References

1. Y. Yamazaki, H. Takeda and O. Ishitani, *J. Photochem. Photobiol. C*, 2015, **25**, 106-137.
2. Y. Wang, H. Suzuki, J. Xie, O. Tomita, D. J. Martin, M. Higashi, D. Kong, R. Abe and J. Tang, *Chem. Rev.*, 2018, **118**, 5201-5241.
3. C. K. Prier, D. A. Rankic and D. W. C. MacMillan, *Chem. Rev.*, 2013, **113**, 5322-5363.
4. D. M. Arias-Rotondo and J. K. McCusker, *Chem. Soc. Rev.*, 2016, **45**, 5803-5820.
5. C. Wang, H. Li, T. H. Burgin and O. S. Wenger, *Nat. Chem.*, 2024, **16**, 1151-1159.
6. N. Hosokawa, K. Ozawa, K. Koike, Y. Tamaki and O. Ishitani, *Chem. Sci.*, 2025, **16**, 4279-4289.
7. R. Itagaki, S. Takizawa, H.-C. Chang and A. Nakada, *Dalton Trans.*, 2022, **51**, 9467-9476.
8. Z. Samec, *Pure Appl. Chem.*, 2004, **76**, 2147-2180.
9. A. D. Pendergast, S. Gutierrez-Portocarrero, R. Noriega and H. S. White, *J. Am. Chem. Soc.*, 2024, **146**, 30464-30473.
10. H. Moon and J. H. Park, *Anal. Chem.*, 2021, **93**, 16915-16921.
11. Z. Ding and P. F. Brevet, *Chem. Commun.*, 1997, 2059-2060.
12. J. Hanzlík and Z. Samec, *Collect. Czech. Chem. Commun.*, 1987, **52**, 830-837.
13. Y. H. Hong, Y. M. Lee, W. Nam and S. Fukuzumi, *J. Am. Chem. Soc.*, 2022, **144**, 695-700.
14. R. Itagaki, A. Nakada, H. Suzuki, O. Tomita, H.-C. Chang and R. Abe, *J. Am. Chem. Soc.*, 2025, **147**, 15567-15577.
15. S. Takizawa, N. Ikuta, F. Zeng, S. Komaru, S. Sebata and S. Murata, *Inorg. Chem.*, 2016, **55**, 8723-8735.
16. S. Sebata, S. Takizawa, N. Ikuta and S. Murata, *Dalton Trans.*, 2019, **48**, 14914-14925.
17. A. A. Maryott and E. R. Smith, *Table of Dielectric Constants of Pure Liquids*, National Bureau of Standards, Washington, D.C., 1951.
18. Y. Marcus, *The Properties of Solvents*, Wiley, Chichester, 1998.
19. A. M. Hyde, S. L. Zultanski, J. H. Waldman, Y.-L. Zhong, M. Shevlin and F. Peng, *Org. Process Res. Dev.*, 2017, **21**, 1355-1370.
20. C. M. Starks, *J. Am. Chem. Soc.*, 1971, **93**, 195-199.
21. J. Hanzlík, Z. Samec and J. Hovorka, *J. Electroanal. Chem.*, 1987, **216**, 303-308.
22. T. G. Henares, J. D. Gale, G. Herzog and D. W. M. Arrigan, *ChemElectroChem*, 2022, **9**, e202200681.



Data availability statement

View Article Online
DOI: 10.1039/D6CC01252C

The data supporting this article have been included as part of the ESI.

