



Cite this: *Phys. Chem. Chem. Phys.*,  
2018, 20, 10978

Received 23rd December 2017,  
Accepted 19th March 2018

DOI: 10.1039/c7cp08592c

rsc.li/pccp

## Design and properties of functional zwitterions derived from ionic liquids

Hiroyuki Ohno,  \*<sup>a</sup> Masahiro Yoshizawa-Fujita <sup>b</sup> and Yuki Kohno <sup>c</sup>

A zwitterion, an ion pair where cation and anion are covalently tethered, is known to be a type of salt. These ions have not been recognised as interesting, but they are physicochemically unique and fascinating ions. In the present review, some functional zwitterions derived from ionic liquids are mentioned to emphasise the usefulness of the tethering of the component cations and anions of ionic liquids. Basic properties, advantages and disadvantages after the functional design of zwitterions, and some applications are summarised.

### 1. Introduction

Textbooks of physical chemistry tell us that salts such as sodium chloride (NaCl) are solid at room temperature. Their melting points ( $T_m$ ) are quite high but this is the function of ion–ion interaction forces. The  $T_m$  of NaCl is about 800 °C and with increasing the radii of the component ions, the  $T_m$  decreases. For example,  $T_m$  of cesium chloride (CsCl) is 645 °C, which further

decreases when organic ions are used instead of alkali metal cations. The  $T_m$  values of tetrapropylammonium chloride and 1-ethyl-3-methylimidazolium chloride are 241 °C and 87 °C, respectively. This tendency can be comprehended as the dawn of low-temperature melting salts known as “ionic liquids”. There are increasing numbers of reports on these unique materials and many applications have been proposed in quite diverse areas. With the progress of ionic liquids (ILs), there have been several demands to improve on the drawbacks of ILs. The science of functional zwitterions (ZIs) originated from this viewpoint and is growing wildly. The present review mentions the initial stages of functional ZIs arising from IL studies, and their development targeted toward some applications. Our aim is to summarise our fundamental studies based on ZIs derived from ILs. Unlike well-known and general zwitterionic

<sup>a</sup> Department of Biotechnology, Tokyo University of Agriculture and Technology, Naka-cho, Koganei 184-8588, Tokyo, Japan. E-mail: ohnoh@cc.tuat.ac.jp

<sup>b</sup> Department of Materials and Life Sciences, Sophia University, 7-1 Kioi-cho, Chiyoda-ku, Tokyo 102-8554, Japan

<sup>c</sup> National Institute of Advanced Industrial Science and Technology (AIST), 4-2-1, Nigatake, Miyagino-ku, Sendai 983-8551, Japan



**Hiroyuki Ohno**

activities are concentrated on the science of ionic liquids, especially the design of functional ionic liquids. He has published more than 660 papers, reviews, and book chapters.

*Hiroyuki Ohno received his PhD degree in 1981 from Waseda University, Tokyo, Japan. After working at Waseda University and Case Western Reserve University (USA), he moved to Tokyo University of Agriculture and Technology (TUAT) as an associate professor in 1988. He was promoted to professor in 1997. Then, he served as a director of the university library, vice dean, and dean for his university. He is now the president of TUAT. FRSC since 2008. His recent research*



**Masahiro Yoshizawa-Fujita**

activities are concerned with the design of ionic liquids, especially for battery research and biomass processing.

*Masahiro Yoshizawa-Fujita was born in Hitachi, Japan in 1973. He received his PhD degree (2002) from Tokyo University of Agriculture and Technology (Japan). During his PhD studies, he received a Research Fellowship for Young Scientists at the Japan Society for the Promotion of Science (JSPS). He spent two years as a postdoctoral research fellow at Monash University (Australia). He moved to Sophia University as an Assistant Professor in 2006. He*



compounds such as amino acids, the IL-derived ZIs are quite a new class of materials that have unique properties reflecting those of ILs. This paper contains studies of ZIs prepared from ion pairs of ILs, and the interesting properties of the ZIs are described in terms of ion conductive materials, liquid–liquid biphasic systems, and model interfaces of cell membranes.

## 2. Ionic liquids and zwitterions

ILs, salts with very low melting points empirically below 100 °C, are quite interesting liquid-state materials composed only of ions. Since there are many reviews and books on the ILs,<sup>1–5</sup> we do not want to go into the details of the physicochemical properties of ILs. Here, we briefly compare the ILs and functional ZIs. The word “zwitterion” means an ion pair where the cation and anion are covalently tethered. It is easy to compare ordinary ion pairs (especially ILs) and ZIs as shown in Fig. 1. In ordinary ILs, cations and anions are independently mobile under the influence of not only electrostatic forces but also hydrogen bonding and dispersion forces from other ions. There are many chances to exchange partners of ions in such ILs. However, ZIs keep their ion pairs in spite of many interactions from other ions, since the ion pair has been tethered covalently. This is a big difference between ZIs and ILs, especially mixed ILs. ZIs are not new and have been known from a long time ago; for example, amino acids are typical ZIs at moderate pH in an aqueous medium. As shown in Fig. 1, functional ZIs derived from ILs are expected to show properties of ILs. The initial motivation to develop ZIs was from the need to develop ILs as solvents for electrochemical devices. For example, only lithium ions should be transported in the electrolyte solution for lithium-ion batteries. In such a case, for the efficient transportation of target ions, other component ions should not be transported.

Obviously, all ions are mobile and migrate along with a potential gradient in electrochemical cells. To suppress the migration of component ions under the potential gradient, there are two



Fig. 1 An ordinary ion pair and ZI.

Table 1 Comparison of ZIs with free ion pair of ILs

Properties	ILs	ZIs
Melting point	Low	High
Decomposition temperature	High to moderate	High to moderate
Vapour pressure	Quite low	Quite low
Ionic conductivity	High	Quite low
Density	Low to high	Low to high

prospective candidates for satisfying the requirements, namely, ZIs and polymers. Since the net charge of ZIs is neutral, they do not migrate, even under a potential gradient.

Charged polymers, especially both cations and anions are covalently bound to the chains, are quite large and their diffusion is extremely small since there are no free counterions. There are a few reviews on polymerised ILs,<sup>5–8</sup> and one can find many interesting scientific areas surrounding the polymerised ILs.

In comparing the basic properties of functional ZIs with ordinary ILs, as shown in Table 1, there are some similar properties as well as completely different ones. The most distinct difference is seen in the bulk ionic conductivity. It is obvious that ZIs show small DC conductivity, but they show reasonably high AC conductivity. A detailed discussion will be given later, but it should be noted here that the use of ZIs is effective for suppressing long-range ion migration when ILs are used as electrolyte solutions for DC-driven devices.

## 3. Zwitterions as electrolyte materials

### 3.1. The design of non-mobile ions under the potential gradient

Since ILs have high ion densities and high mobility of their component ions, they also have a high ionic conductivity. Furthermore, ILs can dissolve a variety of salts and have been actively investigated as new electrolyte materials.<sup>5,9</sup> Although ILs have a number of physical properties superior to organic solvents, they are not suitable solvents for transporting the ions produced by the dissociation of added salts like lithium salts and sodium salts. Since the IL itself, which is used as a solvent, is composed of ions, their component ions also migrate along with the potential gradient. Generally, the number of component ions of IL used as a solvent is much larger than that of added ions; *i.e.*, when it is desired to transport only specific ions, for example, lithium cations and protons as the electrolyte material of rechargeable batteries and fuel cells, respectively, a low target-ion transference number is a serious problem. To achieve a high target-ion transference number, ZIs have been proposed as new electrolyte materials to critically suppress the



Yuki Kohno

and Technology (AIST) as a researcher in 2016. His current research focus is on the design of ionic liquid-based reaction–separation systems.

*Yuki Kohno received his PhD degree from Tokyo University of Agriculture and Technology (TUAT), Japan in 2012. After working as a post-doctoral research fellow in TUAT, he joined University of Colorado Boulder (CU), USA in 2013. During this period, he received a fellowship from the Japan Society for the Promotion of Science (JSPS Postdoctoral Fellowships for Research Abroad). He moved to the National Institute of Advanced Industrial Science*





Fig. 2 A design concept of non-mobile ions under the potential gradient.

migration of the component ions of ILs.<sup>10,11</sup> ZI, in which both cation and anion are tethered by a covalent bond, is considered to provide a unique environment to suppress the migration of the component ions under a potential gradient as shown in Fig. 2. In fact, the ionic conductivity of ZIs is very low, which is below  $10^{-6}$  S cm<sup>-1</sup>, even at 200 °C,<sup>11</sup> because the independent migration of cations and anions is prohibited; *i.e.*, ZIs have no carrier ions, despite providing a high ion density, and provide a unique ionic environment to transport only the target ions.

### 3.2. Design of target ion conductors

Most electrochemical devices require target carrier ions such as lithium cations, protons, sodium cations, or iodide anions for the construction of the corresponding electrochemical cells. In other words, a matrix that predominantly transports only these target ions is required for electrochemical devices. ZIs, where both cation and anion are tethered, are candidates for ion conductive matrices for target ion transport. The chemical structure of ZIs mentioned in this section is summarised in Fig. 3.

ZIs have been studied as novel electrolyte materials for lithium-ion batteries<sup>12–14</sup> and fuel cells.<sup>15</sup> As a result of the addition of ZI to polymer electrolytes having lithium ions, lithium-ion transport is promoted.<sup>16,17</sup> Moreover, as a result

of the addition of ZI to IL/lithium-salt complexes, the coulombic efficiency for the dissolution/precipitation of lithium was significantly improved.<sup>18</sup> These results reveal that ZIs are excellent candidates for use as electrolyte materials. It is also an advantage of electrolyte materials that ZIs can dissolve many kinds of inorganic salts and dissociate them into ions.<sup>11,19</sup>

**3.2.1. Zwitterion/lithium-salt complexes.** To generate the carrier ions, ZIs were mixed with equimolar amounts of lithium salts. The thermal properties and ionic conductivities of the resulting complexes were investigated,<sup>11</sup> and almost all the ZIs were solid at room temperature; however, the physical gelation of pyrrolidinium-based ZI was observed through simple mixing with lithium salts.<sup>20</sup> These complexes have attracted much attention as new electrolyte materials, and interestingly, solid ZIs became liquid at room temperature after mixing with specific salts. When five kinds of lithium salts (lithium bis(trifluoromethylsulfonyl)imide (LiTf<sub>2</sub>N), lithium bis(perfluoroethylsulfonyl)imide (LiBETI), LiBF<sub>4</sub>, LiCF<sub>3</sub>SO<sub>3</sub>, and LiClO<sub>4</sub>) were added to **1**, all the complexes exhibited no *T*<sub>m</sub>, and only the glass transition temperatures (*T*<sub>g</sub>) were observed. In particular, the ZI mixed with LiTf<sub>2</sub>N showed a quite low *T*<sub>g</sub> of –37 °C. The *T*<sub>g</sub> values of the complexes with the addition of other lithium salts were found in the temperature range from –5 to 24 °C. This behaviour was a typical anion-species dependent relation. The data strongly suggested the formation of the IL-like environment by the coupling of the cationic part of ZI and the anion of the added salt.

Fig. 4 exhibits the Arrhenius plots of ionic conductivity for neat **1** and its lithium-salt complexes. A curved relationship in the Arrhenius plots was observed for all the lithium-salt complexes as shown in Fig. 4. In general, an ion conductive process is expressed by the Vogel–Fulcher–Tamman (VFT) eqn (1), which empirically explains the temperature dependence of viscosity in amorphous materials.

$$\sigma_i = \sigma_0 \exp[-B/(T - T_0)] \quad (1)$$

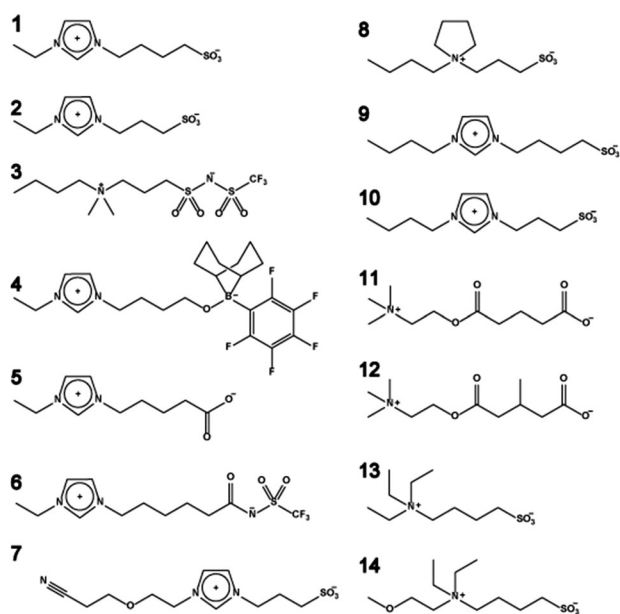


Fig. 3 Chemical structure of typical functional ZIs.

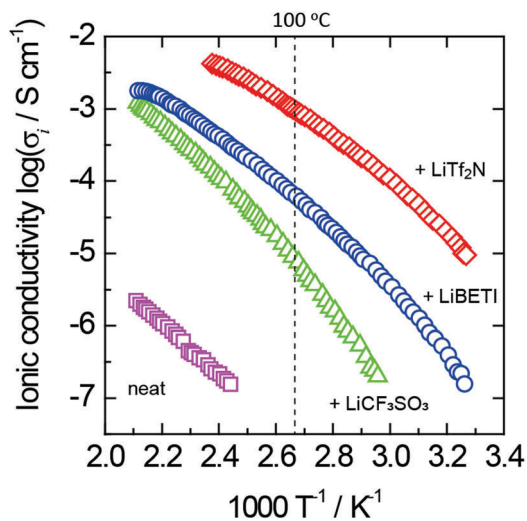


Fig. 4 Arrhenius plots of ionic conductivity for neat **1** and its lithium-salt complexes. The lithium-salt content is 50 mol% for all the complexes.



where  $\sigma_0$  ( $\text{S cm}^{-1}$ ),  $B$  (K), and  $T_0$  (K) are adjustable parameters. The parameters  $\sigma_0$  and  $B$  are related to the number of carrier ions and the activation energy of ion conduction, respectively, and  $T_0$  is closely related to the glass transition temperature. The temperature dependence of the ionic conductivity for all the complexes was well represented by the VFT equation. Among the five lithium salts, the highest ionic conductivity of about  $10^{-3} \text{ S cm}^{-1}$  at  $100^\circ\text{C}$  was found when the  $\text{Tf}_2\text{N}$  anion was used; this was based on a relatively low  $T_g$  value. When BETI and  $\text{CF}_3\text{SO}_3$  anions were used, the ionic conductivity values were about  $10^{-4}$  and  $10^{-5} \text{ S cm}^{-1}$  at  $100^\circ\text{C}$ , respectively. This difference indicates that the plasticising effect of the  $\text{Tf}_2\text{N}$  anion is an important factor for achieving higher ionic conductivity. The effect of anion species on the ionic conductivity agreed well with that obtained in the mixtures of **2** and various lithium salts.<sup>10</sup>

Fig. 5 exhibits the relationship between the ionic conductivity at  $50^\circ\text{C}$  and  $T_g$  for various ZIs mixed with an equimolar amount of lithium salts. The ionic conductivity of the resulting ZI/lithium-salt mixtures increased with the decrease in  $T_g$ . The  $T_g$  was therefore re-confirmed to be closely related to the ionic conductivity of ZIs, similar to other ion conductive materials.<sup>21</sup> Of course, the absolute value of the ionic conductivity is affected by other factors such as ion concentration, the degree of dissociation of the salts existing in the matrix, the size of the component ions, and so on.<sup>22</sup> In the case of ZIs, added salt species significantly affected the physicochemical properties of the complexes. As mentioned above, it is important to select suitable ion pairs between ZI and added salts. When some of these ions formed an IL-like environment, such as the imidazolium cationic part of the ZI-1 and  $\text{Tf}_2\text{N}$  anion, this ion pair is typically known to be an excellent IL with low  $T_g$ . The newly formed ion pairs with low  $T_g$  after mixing ZI and added salt is the reason for high ionic conductivity.

Since ZI/salt mixtures show characteristic ion conduction as mentioned above, these are expected to be used as functional

ion conductors. In order to apply these ZI/salt mixtures as practical electrolyte materials for lithium batteries, the lithium-transference number ( $t_{\text{Li}^+}$ ) is quite an important parameter. The  $t_{\text{Li}^+}$  of the complexes of ZI/salts, *i.e.*, the trifluoromethylsulfonamide-type ZI **3**<sup>23</sup> or the organoborate-type ZI **4**<sup>24</sup> with  $\text{LiTf}_2\text{N}$ , was determined by electrochemical techniques to be over 0.5, which was much higher than that of common organic solvent/salt mixtures. The IL moiety was formed by the combination of the onium cation and  $\text{Tf}_2\text{N}$  anion, and the migration of remaining lithium cations would occur in the IL moiety. On the other hand, the  $t_{\text{Li}^+}$  of the imidazolium cation-based ZI having the carboxylate anionic tail as the counter anion, **5**, was only 0.14,<sup>14</sup> which was quite a low value as compared with those of **3** and **4**. The strong binding force between the lithium ion and sulfonate group was confirmed by the existence of highly mobile  $\text{Tf}_2\text{N}$  anions and less mobile ZI/lithium-ion complexes through the study with PFG-NMR measurements.<sup>25</sup> The  $t_{\text{Li}^+}$  was strongly affected by the anion structure of the ZIs. From these results, when ZIs were used as ion conductive matrices, the highly dissociable anion (weak Lewis-basic anion like trifluoromethylsulfonamide as a counter anion) was necessary to increase the cation transference number, as well as lower the  $T_g$  of ZIs themselves.

New types of polymer gel electrolytes were prepared by mixing various polymers and ZIs. Since ZIs are ionic compounds but do not migrate along with the potential gradient, they were expected to work as non-volatile polar solvents for guest salts. ZI/lithium-salt complexes were mixed with poly(vinylidene fluoride-co-hexafluoropropylene) (PVdF-HFP),<sup>26,27</sup> poly(methyl acrylate) (PMA),<sup>28</sup> poly(lithium acrylate) (PLiAC),<sup>28</sup> or nitrile rubber (poly(acrylonitrile-co-1,4-butadiene) (NBR)).<sup>29</sup> Thermal analysis revealed that these polymer gel electrolytes were thermally stable over  $300^\circ\text{C}$ . Thermally stable polymer gel electrolytes composed of polyimide and ZI/IL complexes were also prepared by *in situ* polycondensation.<sup>30</sup> PLiAC and NBR-based gel electrolytes containing **6**/ $\text{LiTf}_2\text{N}$  exhibited the ionic conductivity of about  $10^{-5} \text{ S cm}^{-1}$  at  $50^\circ\text{C}$ , with  $t_{\text{Li}^+}$  of 0.44 and 0.32, respectively. The PLiAC system exhibited higher  $t_{\text{Li}^+}$  due to the existence of non-mobile anions fixed on the polymer chains. Tiyaboonchaiya *et al.* also reported that the addition of ZI improved lithium-ion transport properties in a polyanion, poly(lithium-2-acrylamide-2-methyl-1-propanesulfonate) (PAMPSLi).<sup>16</sup>

**3.2.2. Rechargeable battery electrolytes.** Research on rechargeable batteries including lithium-ion batteries have actively been pursued as a key point for a low-carbon society. However, the current batteries, including liquid electrolytes, have such problems as leakage, safety issues, and power density. In order to advance the development of ideal electrolytes for use in rechargeable batteries, ZIs can be applied as excellent electrolyte materials because ZIs facilitate the dissociation of salts and the migration of dissociated ions as mentioned above.

In order to investigate the effect of ZIs on the electrochemical properties of poly(ethylene glycol)dimethyl ether (PEGDME)-type electrolytes, known amounts of ZIs were added to the PEGDME electrolytes.<sup>31,32</sup> The electrochemical stability of PEGDME/ $\text{LiTf}_2\text{N}$  with ZIs was over 5 V vs.  $\text{Li/Li}^+$ , which was better than that of



Fig. 5 The relationship between ionic conductivity at  $50^\circ\text{C}$  and  $T_g$  for ZI/lithium-salt mixtures.



PEGDME/LiTF<sub>2</sub>N without ZIs (below 4.5 V vs. Li/Li<sup>+</sup>), even at low ZI content. The cycle stability of PEGDME/LiTF<sub>2</sub>N with **7** was better than the electrolyte without the ZI within the cut-off voltage range of 3.0–4.6 V for the charge–discharge tests of Li/LiCoO<sub>2</sub> cells.<sup>32</sup> AC impedance spectra indicated that the increase in interface resistance between the cathode and electrolyte was suppressed in the presence of **7**.

ILs containing ZIs have also been studied as the electrolytes for lithium-metal and lithium-ion batteries. Byrne *et al.* reported that ionic conductivity was improved by the addition of ZIs and inorganic nanofillers.<sup>17</sup> The addition of ZIs to ILs led to the improvement of the diffusion coefficient of lithium ions, the formation of a thinner solid electrolyte interface (SEI), and the improvement of coulombic efficiencies for the lithium plating–stripping reaction.<sup>18,33</sup> The effect of the addition of pyrrolidinium ZI, **8**, in an IL electrolyte on the charge–discharge tests of Li/LiCoO<sub>2</sub> and graphite/Li cells has been investigated.<sup>34</sup> The Li/LiCoO<sub>2</sub> cells containing **8** exhibited stable coulombic efficiency and much higher discharge capacities in the cut-off voltage range of 3.0–4.6 V, compared to the cells without ZI. The increase in the interface resistance between cathode and electrolyte was suppressed the same as PEGDME electrolytes. Moreover, the intercalation–deintercalation reaction was stable in the graphite/Li cells containing **8**. These results indicated that ZIs would be useful electrolytes for improving the performance of lithium-metal and lithium-ion batteries, especially at high cut-off voltages.

**3.2.3. Zwitterion/acid complexes.** The complex of **9** and an equimolar amount of trifluoromethanesulfonic acid (HTf) was obtained as a viscous liquid at room temperature.<sup>35</sup> When the complex was heated even under reduced pressure, no weight loss was observed up to the boiling point of HTf (162 °C under ordinary pressure). These complexes have been confirmed to be non-volatile acid solutions. On the other hand, ZI/acid complexes have been used as both solvent and catalyst in various organic reactions.<sup>36–39</sup> These features allow their application not only as solvents for organic synthesis but also as non-volatile proton conductors.

ZI **10** was mixed with given amounts of 1,1,1-trifluoro-*N*-(trifluoromethylsulfonyl)methanesulfonamide (HTf<sub>2</sub>N), and the proton conductivity was evaluated.<sup>40,41</sup> ZI **10** and HTf<sub>2</sub>N were solids at room temperature, but the complexes formed were viscous liquids at room temperature. When the concentration of HTf<sub>2</sub>N was in the range of 30 and 80 mol%, their complexes showed only *T<sub>g</sub>*, which decreased with increasing the acid concentration, and the lowest value of –55 °C was observed at 50 mol%. The complexes showed a constant value of about –55 °C in the range above 50 mol%. The conductivity of complexes of **10**/HTf<sub>2</sub>N increased with increasing the acid concentrations. When the acid concentration was 50 mol%, the complex exhibited the highest value of about 10<sup>–4</sup> S cm<sup>–1</sup> at 25 °C. At above 50 mol%, the conductivity did not change and showed a constant value of about 10<sup>–4</sup> S cm<sup>–1</sup> at 25 °C. There is an obvious correlation between *T<sub>g</sub>* and the conductivity, the same as for the complexes of ZIs and lithium salts.

PFG-NMR measurements were carried out to evaluate the self-diffusion coefficients of the component ions.<sup>41</sup> The acid

concentration dependence on self-diffusion coefficients was different from that between *T<sub>g</sub>* and conductivity. For HTf<sub>2</sub>N fractions above 50 mol%, the self-diffusion coefficient of all component ions increased. When the acid concentration was 50 mol%, protons, derived from HTf<sub>2</sub>N were found to be the fastest diffusion species. These results indicate that ZIs cannot induce the dissociation of excess HTf<sub>2</sub>N, and the HTf<sub>2</sub>N behaves as a molecular acid in the complexes. Superior proton transport properties were observed when ZI **10** was equimolarly mixed with HTf<sub>2</sub>N.

### 3.3. Liquid zwitterions

**3.3.1. Correlation between chemical structure and melting point.** Typical ZIs are solids at room temperature; it is difficult to lower their melting points. As described above, solid ZIs became liquid at room temperature after mixing specific inorganic salts and acids. Their liquid complexes have attracted attention as new electrolyte materials. However, many of the complexes gradually crystallise to the solid state after a few weeks. Rocha *et al.* reported that the mixtures of cholinium carboxylate-type ZIs (**11**, **12**) and LiTF<sub>2</sub>N maintained a liquid state even after six months of storage at room temperature.<sup>42</sup> Since the water contents of these complexes were over 0.2 wt% (2000 ppm), these values greatly affected the various physical properties including phase transitions. In order to maintain a stable liquid state for a long period of time, it is important to develop “liquid ZIs” which are liquids without any additives (including residual water) at room temperature.

The *T<sub>m</sub>* values of ZIs are summarised in Table 2.<sup>11,33,43–45</sup> The *T<sub>m</sub>* values of the ZIs synthesised to date have been mostly above 100 °C. The chemical structure of the ions constituting ZIs was substantially the same as that of ILs, but the *T<sub>m</sub>* was considerably different. Since both cations and anions are covalently tethered, the degrees of freedom of the ions are greatly restricted. Crystallisation rapidly occurs due to the strong electrostatic attraction between the ZIs themselves. This would be responsible for higher *T<sub>m</sub>*. There are three notable points for the molecular design in order to lower the *T<sub>m</sub>* of ZIs, namely, the cation structure, anion structure, and spacer structure connecting the cation and anion.

To analyse the cation effect, imidazolium cation, ammonium cation, and pyridinium cation have been used as the cationic unit of ZIs. When comparing the *T<sub>m</sub>* of these ZIs having sulfonate anions, imidazolium cations exhibited relatively low *T<sub>m</sub>* among those ZIs having three different types of cationic structure.

Table 2 *T<sub>m</sub>* values of neat ZIs

Sample no.	<i>T<sub>m</sub></i> /°C	Sample no.	<i>T<sub>m</sub></i> /°C
1	175	8	129
2	178	9	158
3	104	10	179
5	148	13	293.5 <sup>a</sup>
6	87	14	183
7	107		

<sup>a</sup> Decomposition temperature.



This is the same tendency for typical ILs. The thermal decomposition was accompanied by melting for many of the ZIs consisting of ammonium cations (these ZIs melted above 300 °C).<sup>43</sup> However, the introduction of an ether bond and a long alkyl chain on the ammonium cation part led to  $T_m$  below 200 °C.<sup>44,46</sup> For example, the  $T_m$  of **13** with decomposition was 293.5 °C, whereas the  $T_m$  of **14** with almost the same structure as **13** was lowered to 183 °C. It is worth mentioning here that the  $T_m$  of ZIs decreased by approximately 100 °C by introducing an ether bond. ZIs having ether bonds and alkyl chain groups in the side chain of imidazolium cation, as shown in Fig. 6, were studied to compare their thermal properties.<sup>47</sup> ZI **15**, having one ether bond, and **10** having the butyl group, were obtained as white powders at room temperature. ZI **16** having two ether bonds and **17** having heptyl group were obtained as colourless clear liquids at room temperature. The introduction of these groups was effective for lowering the  $T_m$  of the ZIs. The  $T_g$ , crystallisation temperature ( $T_c$ ), and  $T_m$  of **10** having the butyl group were 12, 73, and 170 °C, respectively. The  $T_g$ ,  $T_c$ , and  $T_m$  of **15** having one ether bond were 7, 72, and 175 °C, respectively. The  $T_m$  of **15** and **10** were similar, but **15** exhibited a solid–solid phase transition at 166 °C below  $T_m$ . Since the freedom of molecular motion increased with the introduction of an ether bond, ZI **15** showed polymorphism. This behaviour was also observed with ammonium-based ZIs having an ether bond.<sup>44</sup> ZIs **16** and **17** became liquid at room temperature and exhibited the only  $T_g$  at  $-32$  °C and  $-10$  °C, respectively. By extending the side chain of the imidazolium cation, it was possible to obtain liquid ZIs. Both functional groups (*i.e.*, ether bonds and long alkyl chains) suppressed the crystallisation of ZIs. ZI **16** having two ether bonds showed a lower  $T_g$ . Ether oxygens strongly interacted with ions, particularly cations, through ion–dipole interactions. Since the ion–dipole interaction suppressed strong electrostatic interactions between ZIs, the degree of freedom of each ion was enhanced. Such an effect was observed as a result of lowering  $T_g$ .

A novel series of ZIs based on the *E* or *Z* isomer of urocanic-acid derivatives have been synthesised by Bordes *et al.*<sup>48</sup> Surprisingly, all the synthesised ZIs, even with carboxylate as the counter anion, showed  $T_m$  below 100 °C. The  $T_m$  of the *E* (**18**) and *Z* isomer (**19**)



Fig. 6 Chemical structure of ZIs.

was 41 and  $-20$  °C, respectively. The stereochemistry of the isomer was found to greatly affect the thermal properties of ZIs. Moreover, the  $T_m$  of urocanic-acid derivatives was much lower than that of a carboxylate-based ZI **20** ( $T_m = 160$  °C)<sup>30</sup> in spite of the same carbon number for the spacer between imidazolium and carboxylate. The double bond between the cation and anion may contribute to lower the  $T_m$  of ZIs.

**3.3.2. Ion conductive behaviour of liquid zwitterions.** In the case of typical ILs, it is known that there is a correlation between  $T_g$  and ionic conductivity, and compounds with a low  $T_g$  generally exhibit a high conductivity at room temperature.<sup>49</sup> ZI **16** having two ether bonds showed a  $T_g$  about 20 to 40 °C lower than that of **15**, **10**, and **17**. Accordingly, ZI **16** was expected to be an excellent electrolyte material.

ZIs **10**, **15** to **17** were mixed with equimolar amounts of  $\text{LiTf}_2\text{N}$ , respectively.<sup>47</sup> ZIs **15** and **10** were solids at room temperature, but they became viscous liquids after the addition of an equimolar amount of  $\text{LiTf}_2\text{N}$ . These complexes showed  $T_g$  only, and no  $T_m$  was found from the DSC measurements. The  $T_g$  of the complexes of **15**, **10**, and **17** were  $-12$ ,  $-18$ , and  $-19$  °C, respectively. The  $T_g$  of the complexes decreased by 10 to 30 °C as compared to that of the corresponding ZIs. The  $T_g$  of the **16**/ $\text{LiTf}_2\text{N}$  complex was  $-27$  °C, and it was found that **16** maintained a low value even after the addition of  $\text{LiTf}_2\text{N}$ . As mentioned above, the interaction between imidazolium cation and  $\text{Tf}_2\text{N}$  anion was considered to form an IL moiety.<sup>11</sup> This presumption is supported by the fact that the thermal decomposition temperature of ZI/ $\text{LiTf}_2\text{N}$  complexes is about 390 °C, which is consistent with the thermal decomposition temperature of the imidazolium-based ILs having the  $\text{Tf}_2\text{N}$  anion.<sup>26</sup>

The temperature dependence of the conductivity of each complex for ZIs **10**, **15**, **16** is shown in Fig. 7. Although the **17**/ $\text{LiTf}_2\text{N}$  complex was obtained as a liquid, the ionic conductivity was below  $10^{-6}$   $\text{S cm}^{-1}$  even at 80 °C due to crystallisation occurring in a short time. The lines in the figure are the result



Fig. 7 Arrhenius plots of ionic conductivity for ZI/lithium-salt complexes. The lithium-salt content is 50 mol% for all the complexes.



of fitting the VFT equation. In any complex, the temperature dependence of the ionic conductivity showed an upper convex curve and obeyed the VFT equation. The ion conduction in ZI/LiTF<sub>2</sub>N complexes should therefore be dominated by the viscosity of the complexes.

The ionic conductivity of the 15/LiTF<sub>2</sub>N complex was  $9.2 \times 10^{-5}$  S cm<sup>-1</sup> at 80 °C, which was almost the same as that of the 10/LiTF<sub>2</sub>N complex. The ionic conductivity of 16/LiTF<sub>2</sub>N complex was  $3.8 \times 10^{-4}$  S cm<sup>-1</sup> at 80 °C, which was 4 times higher than that of the 15/LiTF<sub>2</sub>N complex. The 16/LiTF<sub>2</sub>N complex had the lowest *T*<sub>g</sub> among the complexes prepared in this study. This could be the reason for such a high ionic conductivity. The introduction of the ether bond on the side chain was effective to not only decrease the *T*<sub>m</sub> of the ZIs but also improve the ionic conductivity.

Generally, the composites having a greater amount of lithium salts showed higher ionic conductivity up to a certain amount. The lithium-salt concentration dependence of the conductivity and *T*<sub>g</sub> was investigated for ZI 16.<sup>50</sup> Two kinds of lithium salts, LiTF<sub>2</sub>N and lithium bis(fluorosulfonyl)imide (LiFSI), were used. Lithium-salt concentration was in the range between 20 and 90 mol%. When the lithium salt concentration was in the range of 20 to 50 mol%, the *T*<sub>g</sub> of 16/lithium-salt complexes were in the range of -40 to -30 °C. When the lithium-salt concentration was greater than 50 mol%, the *T*<sub>g</sub> of the complexes monotonously increased. However, when the lithium-salt concentration was 80 mol%, the *T*<sub>g</sub> of 16/LiTF<sub>2</sub>N and 16/LiFSI was -10 and -32 °C, respectively. It is worth mentioning that the *T*<sub>g</sub> decreased in such high lithium-salt conditions.

In the lithium-salt concentration range between 20 and 50 mol%, the complexes exhibited a constant conductivity of about  $10^{-5}$  S cm<sup>-1</sup> at 40 °C. In the salt-concentration range of 60 to 70 mol%, the ionic conductivity decreased due to increasing *T*<sub>g</sub>. When the LiTF<sub>2</sub>N concentrations were 60 and 70 mol%, the ionic conductivity of each complex was about  $10^{-7}$  and  $10^{-8}$  S cm<sup>-1</sup> at 40 °C, respectively. At the LiTF<sub>2</sub>N concentration of 80 mol%, the ionic conductivity increased drastically. The complex of 16 with 80 mol% LiFSI exhibited the highest ionic conductivity of  $1.2 \times 10^{-5}$  S cm<sup>-1</sup> at 40 °C. In the lithium-salt concentration range between 20 and 80 mol%, *T*<sub>g</sub> and conductivity showed a correlation according to the conventional perception. The ionic conductivity was improved by adding a small amount of ZI in LiTF<sub>2</sub>N and LiFSI.

Liquid ZIs were effective in improving the ionic conductivity. In order to apply them as electrolyte materials, *t*<sub>Li+</sub> was also an important parameter as mentioned above. The *t*<sub>Li+</sub> of 15, 10, and 16 with an equimolar amount of LiTF<sub>2</sub>N were 0.15, 0.10, and 0.15, respectively, at 40 °C,<sup>50</sup> which were much lower than that of the systems described above. ZIs 15 and 16 having the ether bond exhibited the highest *t*<sub>Li+</sub> among the three ZIs. The introduction of the ether bond was thought to lead to a decrease in *t*<sub>Li+</sub>, but the opposite results were obtained. The ion-dipole interaction between the lithium ion and ether oxygen promotes the dissociation of lithium salts, and lithium-ion conduction along with the ether oxygens may occur.<sup>14</sup> The *t*<sub>Li+</sub> of 16 with LiFSI 50 and 80 mol% were 0.20 and 0.46, respectively.<sup>50</sup>

The 16/LiFSI complexes had greater *t*<sub>Li+</sub> than the 16/LiTF<sub>2</sub>N complexes due to lower coordination strength between the FSI anion and the lithium ion compared with that of TF<sub>2</sub>N anion.<sup>51</sup> The combination of ZIs and LiFSI represents an interesting matrix for electrochemical applications.

### 3.4. Polymerised zwitterions

Polymerised zwitterions, that possess both cationic and anionic groups on one repeating unit, are being considered as novel ion conductive alternatives to polyether-based solid polymer electrolytes, due to the highly dipolar character of their zwitterionic groups.<sup>43</sup> Research on the solid polymer electrolytes have so far mainly involved the use of polyether matrices because these polyether chains can dissolve salts and transport the dissociated ions along with the intramolecular and intermolecular motion of these polyether chains.<sup>52</sup> Polymer matrices with both high polarity and low *T*<sub>g</sub> are rare because polar materials generally have high *T*<sub>g</sub>. However, the ionic conductivity of certain polyether systems was approximately  $10^{-4}$  S cm<sup>-1</sup> at room temperature, and it was difficult to improve their conductivity. Although polymerised ZIs contain no carrier ions, they can provide desirable carrier ions upon the addition of salts to their matrices. In addition, some of these with low *T*<sub>g</sub> have been reported.<sup>53</sup> It is therefore possible to realise selective ion transport in the polymerised ZIs. If the resulting matrix can form a solid film over a wide temperature range, many useful ionic devices can be realised.

For polyelectrolytes, the charges may be located either on the pendant side chains of different monomer units or the same monomer unit. According to the suggestion of Lowe *et al.*,<sup>54</sup> we also expanded the definition of polymerised ZIs (polyZIs) to all polymers that possess both cationic and anionic groups. Polyampholytes refer to the polymers that possess the charged groups on different monomer units, while polybetaine refers to the polymers that possess the cationic and anionic groups on the same monomer unit.

**3.4.1. Polyampholytes.** Polyampholytes are readily obtained by the polymerisation of IL monomers synthesised by the neutralisation of polymerisable acids and bases.<sup>55</sup> Fig. 8 shows the structure of typical polyampholytes. For 21 and 22, both monomers were colourless transparent liquids at room temperature and had only low *T*<sub>g</sub> below -70 °C. 21 showed no endothermic events in DSC measurements, whereas 22 had the *T*<sub>g</sub> at -31 °C, indicating that 22 maintained a high flexibility of the charged units even after polymerisation. The ionic conductivities of both polyampholytes were below  $10^{-9}$  S cm<sup>-1</sup>, most likely due to there being no ions that can migrate over long distances in their matrix.

Lithium salts were added to both polyampholytes so as to generate carrier ions that can migrate over a long-distance. Three distinct lithium salts, LiTF<sub>2</sub>N, LiBF<sub>4</sub>, and LiCF<sub>3</sub>SO<sub>3</sub>, were used as additives, and the polyampholytes were mixed with equimolar amounts of lithium salts to the charged units on the polymer chains. It is well-known that these anions form ILs after mixing with imidazolium cations.<sup>9</sup> The ionic conductivity of 21 mixed with LiBF<sub>4</sub> and LiCF<sub>3</sub>SO<sub>3</sub> were approximately  $10^{-9}$  S cm<sup>-1</sup>,



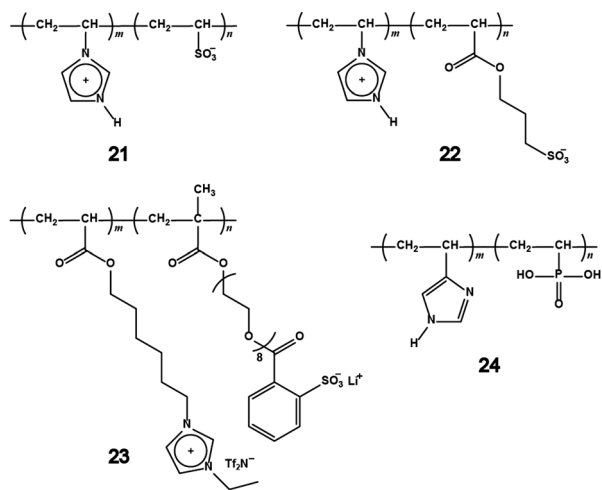


Fig. 8 Chemical structure of polyampholytes.

which was almost the insulating level. In contrast, when  $\text{LiTf}_2\text{N}$  was added to **21**, the mixture showed the ionic conductivity of  $7.2 \times 10^{-7} \text{ S cm}^{-1}$  at  $50^\circ\text{C}$ . The ionic conductivity was significantly improved by adding  $\text{LiTf}_2\text{N}$ , even though the other anion species had the ability to form ILs. This difference is based on the plasticising effect of the  $\text{Tf}_2\text{N}^-$  anion.<sup>56</sup> An equimolar amount of  $\text{LiTf}_2\text{N}$  to the charged units was added to **21** and **22** in order to investigate the effect of alkyl spacer between the polymerisable group and the sulfonate on the ionic conductivity. Compound **22** with propylene spacer showed the ionic conductivity of  $1.2 \times 10^{-6} \text{ S cm}^{-1}$  at  $30^\circ\text{C}$ , which was 30 times higher than that of **21**. Compound **23** was prepared by the free-radical copolymerisation of two monomers with various molar ratios.<sup>57</sup> One monomer had an imidazolium salt structure, and the other monomer had a lithium-salt structure as shown in Fig. 8. The ionic conductivity of **23** was in the range of  $10^{-4}$  and  $10^{-7} \text{ S cm}^{-1}$  at  $30^\circ\text{C}$ , depending on the molar ratio. Similar to the above-mentioned example, **23** with a spacer between the polymerisable groups and both cationic and anionic groups showed higher ionic conductivity than that of **22**. Interestingly, the  $t_{\text{Li}^+}$  of **23** exceeded 0.5 when the fraction of lithium-salt monomer was higher than that of the imidazolium-salt monomer. In general, the  $t_{\text{Li}^+}$  of polyether/salt mixed systems is approximately 0.2 or less because lithium cations are trapped by the ether segments through the ion-dipole interaction.<sup>52</sup> It can be concluded that introducing a flexible spacer between polymerisable groups and charged groups is a useful strategy to improve the ionic conductivity and the  $t_{\text{Li}^+}$  of polyampholytes. Proton-conducting polyampholytes based on vinylphosphonic acid and 4-vinylimidazole were synthesised with various monomer-feed ratios *via* free-radical polymerisation by Bozkurt *et al.*<sup>58</sup> Their ionic conductivity was in the range from  $10^{-6}$  to  $10^{-12} \text{ S cm}^{-1}$  at temperatures between  $0$  and  $160^\circ\text{C}$  under dry conditions. Compound **24** showed a higher ionic conductivity when the feed ratio of imidazole units was larger. It can be concluded that the imidazole ring acts as a proton-hopping site in the polymer matrix, as supported by Kreuer and co-workers<sup>59,60</sup> and Watanabe and co-workers,<sup>61</sup> who observed the effect of the

imbalance of imidazole and acids on the proton-conductive behaviour. The morphology of **24** was characterised as amorphous by X-ray scattering. To realise fast proton transport in polyampholytes, it will be essential to design ion conductive paths that use the dimensional control of the IL domain.

**3.4.2. Polybetaines.** Polybetaines are the narrow definition of polymerised ZIs. The polymers containing both cationic and anionic groups on the same unit have been investigated in many fields, that include solid polymer electrolytes.<sup>62,63</sup> A high dipole moment of the zwitterionic side group in polybetaines offers a strong solvation power towards a wide variety of polar or ionic guest species through the electrostatic interactions.<sup>43</sup> Fig. 9 shows the structure of some polybetaines. As can be seen, the structural diversity of polybetaines is more apparent compared to polyampholytes. Traditionally, polybetaines with carboxylate, sulfonate, or phosphonate groups are well-known. Besides these anionic groups, polybetaines with dicyanoethenolates<sup>45</sup> or sulfonamides<sup>10</sup> have been reported.

The ionic conductivity and thermal properties of two kinds of polybetaines were compared, *i.e.*, (**25**, **26**) and (**27**, **28**). The ionic conductivity of polybetaines with an imidazolium cation on the main-chain, **25** and **26**, containing an equimolar amount of  $\text{LiTf}_2\text{N}$  to the imidazolium unit, were in the range of  $10^{-8}$  to  $10^{-9} \text{ S cm}^{-1}$ . Polybetaines with sulfonamide anions on the main-chain, **27** and **28**, showed relatively high ionic conductivity of approximately  $10^{-5} \text{ S cm}^{-1}$  at  $50^\circ\text{C}$ . The compound **28** with a long alkyl spacer showed a slightly higher ionic conductivity. The difference in ionic conductivity can be attributed to the difference in freedom of the imidazolium cation. This effect has already been reported in the IL polymers.<sup>21,64,65</sup> For a simple system such as 1-methyl-3-vinylimidazolium[ $\text{Tf}_2\text{N}$ ], the ionic conductivity decreased by approximately four orders upon polymerisation. The ionic conductivity of comb-like IL polymers with a flexible spacer between the polymerisable groups



Fig. 9 Chemical structures of polybetaines and monomers.



and imidazolium cations were almost the same before and after polymerisation. The ionic conductivity of **25** and **26**, in which the imidazolium cation was fixed on the main chain, was very low even after adding  $\text{LiTf}_2\text{N}$  to the matrix. Compounds **27** and **28** with the counter anion on the main chain had ionic conductivities three or four orders higher than **25** and **26**. The distance between the polymer main-chain and the imidazolium cation is also essential for maintaining high ionic conductivity in polybetaines.

The dipole moments of zwitterionic side groups in polybetaines composed of aliphatic ammonium cations have been reported by Galin *et al.*<sup>43</sup> Their dipole moments depend on the distance between the cationic and anionic groups. This suggests that these polybetaines have varied solvation power towards ionic guest species. Although the spacer distances between the cations and the anions were nearly identical, the ionic conductivities of **26** and **27** were very different. This supports that the distance between the polymerisable groups and the imidazolium cation is important in maintaining high ionic conductivity as mentioned above.

Recently, a polybetaine with an organoborate was synthesised *via* the dehydrocoupling polymerisation of lithium 9-borabicyclo[3,3,1]nonane hydride and 1,3-dihydroxyethyl-imidazolium bromide.<sup>66</sup> The chemical structure of the polybetaine with organoborate **29** is unique because both cationic and anionic charges are located on the polymer main-chain (so-called linear-type polybetaines). The ionic conductivity of **29**/ $\text{LiTf}_2\text{N}$  mixture was  $3.4 \times 10^{-6} \text{ S cm}^{-1}$  at  $50^\circ\text{C}$  in spite of a relatively high  $T_g$  of  $-6^\circ\text{C}$ . Although the imidazolium cation was fixed on the main-chain for **29**, the ionic conductivity was almost equal to that of **27** and **28** with low  $T_g$ . This may be due to the difference in the ion conduction mechanism between linear-type polybetaines and pendant-type polybetaines.

Galín *et al.* blended the tail-end-type polybetaines with alkali metal salts such as iodides, tetrafluoroborates, thiocyanates, perchlorates, trifluoromethanesulfonates, or tetraphenylborates, and performed the structural and electrochemical analyses for the mixtures.<sup>67</sup> The tail-end type refers to polybetaines since zwitterionic groups are bound to the polymer backbone *via* the end of the hydrophobic tail. Compound **30**, with sulfonate as the ZI moiety, was fully characterised as amorphous by X-ray powder diffraction patterns, due to a flexible spacer between the zwitterionic moiety and the polymer backbone. The polybetaine blends with alkali metal salts showed hexagonal and lamellar structures. The development of superstructures occurred upon solubilisation of salts, indicating that the microphase separation was promoted by the presence of dissociated ions. The stoichiometric blends of **30** with various alkali metal salts had  $T_g$  between  $97$  and  $186^\circ\text{C}$ . The ionic conductivity of the stoichiometric blends was in the range from  $0.4$  to  $4.3 \times 10^{-3} \text{ S cm}^{-1}$  at  $T_g + 30^\circ\text{C}$ . Although the stoichiometric blend with  $\text{NaCF}_3\text{SO}_3$  or  $\text{NaSCN}$  showed higher values, the relationship between superstructure and the ionic conductivity is still unclear for amphiphilic zwitterions.

Compound **31**, containing the dicyanoethenolate anion was individually blended with three different alkali metal salts,

$\text{LiClO}_4$ ,  $\text{NaSCN}$ , or  $\text{NaCF}_3\text{SO}_3$ .<sup>53</sup> Both  $\text{LiClO}_4$  and  $\text{NaSCN}$  were miscible up to the stoichiometric mixture, while the solubility of  $\text{NaCF}_3\text{SO}_3$  was less than the stoichiometric value. This was significantly different from **30** having the sulfonate anion tail, which gave a stoichiometric mixture even with  $\text{NaCF}_3\text{SO}_3$ . The dicyanoethenolate anion seemed to have less power to solvate alkali metal ions. The ionic conductivity of **31** was about  $10^{-3} \text{ S cm}^{-1}$  at  $T_g + 30^\circ\text{C}$ , which was almost the same as that of **30** containing various other salts.

Recently, sulfobetaine-containing copolymers were synthesised in order to control their morphology. Strehmel *et al.* reported the free-radical copolymerisation of **32** with *n*-butylmethacrylate (BMA) in ILs.<sup>68–70</sup> The miscibility of the monomer segments in their copolymers was influenced by the chemical structure of the ILs. The maximum content of the less polar monomer segments, BMA, in the copolymers increased when ILs that contain a long alkyl chain as a less polar group were used for copolymerisation. The copolymerisation of BMA is quite effective for decreasing the  $T_g$  of polysulfobetaines.<sup>71</sup> On the other hand, the tail-end-type polybetaines were used as nanostructural templates in water.<sup>72</sup> The mixtures consisting of **33**, methylmethacrylate, a sulfonic monomer, and water formed a basic bicontinuous microemulsion and were polymerised to obtain transparent membranes. These strategies can be quite appealing for obtaining highly ion conductive polybetaines.<sup>73</sup>

## 4. Zwitterions for aqueous biphasic systems

In addition to the remarkable progress in the design of ZIs as electrolyte materials, we recently focused on the physicochemical properties of ZIs after mixing with water. Since many ZIs have high melting points, many ZIs undergo solid/liquid-type phase separation even after adding water. In contrast, suitably designed ZIs show liquid/liquid-type phase separation to form aqueous biphasic systems (ABS). In this section, recent developments for the ZI-based ABS are summarised.

### 4.1. Thermo-responsive phase behaviour of zwitterion/water mixtures

The IL-based ABS, in which ILs are phase-separated from water to form two liquid–liquid phases, have been widely investigated to apply them as alternatives to volatile organic solvent-based ABS. ILs, consisting of fluorinated anions such as  $\text{TF}_2\text{N}$  anions and hexafluorophosphate anions, are immiscible with water, and easily give the ABS.<sup>74</sup> Water-miscible ILs also have a chance to phase-separate from water by further addition of phase-splitting promoters such as inorganic salts.<sup>75</sup> The separated phases of these IL-based ABS are generally stable regardless of outer stimuli such as temperature. On the other hand, our studies demonstrated that suitably designed ILs with moderate hydrophobicity underwent highly temperature-sensitive lower critical solution temperature (LCST)-type phase behaviour after mixing with water.<sup>76–78</sup> These IL/water mixtures exhibited homogeneous states in a certain temperature range but were



found to show phase-separation by heating for only a few degrees. This phase change between the homogeneous and phase-separated state is reversible, and the transition temperature can be controlled by the subtle balance of hydrophobicity and hydrophilicity of the ILs.<sup>79</sup>

For practical application of the above-mentioned IL-based ABS, especially in the field of bioengineering, it is of great importance to maintain their properties even in the presence of other salts, since many bio(macro)molecules are handled in buffered aqueous solutions. The reported thermoresponsive IL/water systems, however, have the potential to detract their properties as a result of unexpected ion pair formation through ion exchange after being mixed with other ions. We therefore envision that designing ZI/water mixtures showing the thermoresponsive behaviour should be attractive for the IL-based ABS since the ion pairs of ZIs are always fixed by covalent linkage even after adding different charged components.

With regard to the necessary factors for ILs to show LCST behaviour, we have revealed that ILs with moderate hydrophobicity between water-miscible ILs and water-immiscible ILs potentially acquired thermoresponsiveness. More precisely, relatively hydrophobic ILs with more than 7 hydrated water molecules per one ion pair were strongly expected to undergo LCST-type phase behaviour after mixing with water.<sup>79,80</sup> According to the same design criteria, we have synthesised a series of phosphonium or ammonium-type ZIs containing sufficiently long alkyl chains on the cations. Sulfonate or phosphonate anions were chosen as the partner for every cation. The newly prepared ZIs were mixed with a certain amount of pure water and their phase behaviour was visually analysed as a function of temperature.

As expected, a few ZI/water mixtures showed LCST-type phase transition. Table 3 summarises the reported ZIs showing thermoresponsive behaviour with water. The first example we reported was phosphonium phosphate-type ZI, **34**.<sup>81</sup> This ZI was prepared *via* the quaternisation reaction of alkyl phosphine, followed by anion exchange and hydrolysis of ethyl ester. Although an anhydrous **34** was solid at room temperature ( $T_m$  is 162 °C), the liquid phase can be easily obtained by mixing it with a small amount of water. A typical LCST response was seen in **34**/water

mixtures and the saturated water content of the hydrated ZI phase varied widely with temperature.

The interesting thermoresponsive behaviour was also realised in ammonium sulfonate-type ZIs (Table 3). We first clarified that **36** formed a homogeneously mixed solution with water, whereas **37** showed a solid–liquid phase separation with water, regardless of temperature. On the other hand, **35**, which had intermediate hydrophobicity between **36** and **37**, showed LCST-type phase transition.<sup>82</sup> Fine control of the hydrophobicity of ZI is therefore crucial for designing such thermoresponsiveness. The structural modification of component ions is quite effective in this case. In addition, mixing ZIs with different hydrophobicity would also be useful in precisely controlling the total hydrophobicity of the ZI mixtures to meet the requirements for undergoing LCST. This method would be particularly beneficial in ZI systems since there is no fear of ion exchange reactions between the mixed ions. This is one of the advantages of ZIs. We have found that a mixture of **36** and **37** indeed exhibited LCST behaviour at a specific mixing ratio.<sup>83</sup> Furthermore, this mixture also showed upper critical solution temperature (UCST) behaviour, in which the homogeneously-mixed phase was split into two phases upon cooling.<sup>83</sup> The phase transition temperature ( $T_c$ ) was controllable by changing the mixing ratio of the ZIs. Mixing ZIs is therefore effective for finely controlling the total hydrophobicity of ZIs.

Very recently, we have reported that addition of an equimolar amount of Brønsted acid, HTf, into hydrophobic ZI **37** converted the thermoresponsiveness and the resulting ZI/acid mixture underwent LCST-type phase behaviour with water.<sup>82</sup> Such ZI-based thermoresponsive acid mixtures could offer simple and energy-saving catalytic systems, where the catalytic reaction takes place in the homogeneous phase and the products can then be extracted into the aqueous phase after phase separation driven by the small temperature change.

#### 4.2. Improving the water content of hydrophobic ionic liquids

As described above, suitably designed ZIs with adequate hydrophobicity allowed phase separation with water, and the water content of the separated ZI-rich phase can be controlled. We found that ZIs acted as effective additives to improve the water

Table 3 Thermoresponsive behaviour of ZIs with water

Structure	Phase behaviour	$T_c$ /°C (water:ZI mol)
<p><b>34</b></p>	LCST	11 (35 : 1)
<p><b>35</b></p>	LCST	10 (25 : 1)
<p><math>n = 5; 36</math> <math>n = 6; 37</math></p>	UCST and LCST (when two ZIs were mixed)	UCST; 17, LCST; 41 (35:0.67 : 0.33 for water: 36:37)



content of hydrophobic ILs. General hydrophobic ILs are characterised by their very low saturated water content when mixed with water. Meanwhile, they could be more useful if various compounds were dissolved and stabilised in them. The solubility of water-soluble compounds including proteins in ILs is significantly influenced by the water content. Some hydrophilic ILs containing a small amount of water, classified as hydrated ILs, are capable of dissolving many kinds of proteins.<sup>84–86</sup>

Given the previous results on the hydrated ILs, improving the hydrated state of hydrophobic ILs would be effective for stable dissolution of proteins. Although it is possible to control the water content of hydrophobic ILs by designing component ions, it is difficult to precisely and successively tune the desired amount of saturated water amount in the ILs by this method. Simply adding hydrophilic ILs should also work for controlling the water content. However, possible ion exchange among the mixed ions could remove the unique properties of these ILs. The ZIs features (*i.e.*, inhibition of ion exchange reaction) could also function in this case.

Several imidazolium-based ZIs with sulfonate anions were mixed with a typical hydrophobic IL such as 1-butyl-3-methylimidazolium Tf<sub>2</sub>N ([C<sub>4</sub>mim][Tf<sub>2</sub>N]), and a given amount of water was then added to the mixture. While the saturated water content of neat [C<sub>4</sub>mim][Tf<sub>2</sub>N] was as low as 0.4 wt%, the amount was improved successively up to 17.8 wt% by adding hydrated 3-(1-butyl-3-imidazolium)propanesulfonate-type ZI: **7** (Fig. 3).<sup>87</sup> The solubility and stability of cytochrome *c* (Cyt. *c*), a representative water-soluble heme protein, in the hydrophobic IL/**7**/water (1:1:8 by mol) were then analysed. As shown in Fig. 10, we found that Cyt. *c* was soluble in the hydrated mixture, while Cyt. *c* was totally insoluble in the neat [C<sub>4</sub>mim][Tf<sub>2</sub>N]. The addition of the **7**/water mixture, therefore, facilitated the dissolution of Cyt. *c* in the hydrophobic IL.

The aforementioned imidazolium-type ZI systems, however, improved the water content of hydrophobic IL only in the homogeneous state. After adding an excess amount of water to obtain ABS, the increased amount of saturated water content in the IL phase was quite small. This could be because **7** was mainly dissolved in an aqueous layer due to its highly hydrophilic character. In this regard, we conceived that sufficiently hydrated ZIs being selectively partitioned in hydrophobic IL phases should allow improvement of the water content even in the separated IL phase. We then designed ZIs with finely balanced hydrophobicity that satisfied the requirements.

Fig. 11 (left) shows the structure of the as designed phosphonium-type ZI, **38**. In this study, buffered aqueous potassium phosphate solution (PKB, 100 mmol L<sup>-1</sup>, pH 7.0) was used for potential bio-engineering applications. [C<sub>4</sub>mim][Tf<sub>2</sub>N]/PKB



Fig. 10 Photograph of Cyt. *c* (3 mg mL<sup>-1</sup>) mixed with [C<sub>4</sub>mim][Tf<sub>2</sub>N] (right), and [C<sub>4</sub>mim][Tf<sub>2</sub>N]/**7**/water mixture (left).

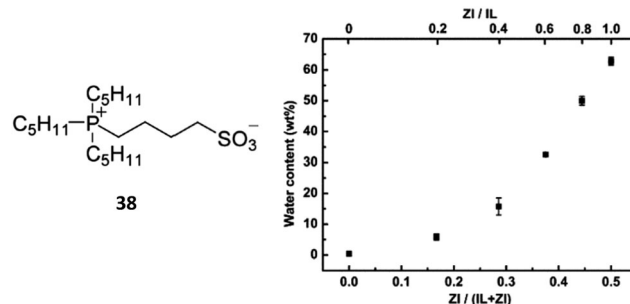


Fig. 11 Structure of phosphonium-type ZI, **38** (left); saturated water content of the separated IL phase as a function of mixing fractions of ZI in the IL/ZI mixture (right).

mixture with a volume ratio of 1/10 was prepared, and then **38** was added to the mixture. As shown in Fig. 11 (right), the addition of **38** effectively improved the saturated water content of the IL phase from 0.4 wt% to 62.8 wt%.<sup>88</sup> It clearly suggests that the suitably hydrophobic **38**, comprised of the phosphonium cation with long alkyl chains and sulfonate anions, was partitioned in the IL phase, promoting the increase in the maximum water content in the IL phase.

To visually detect the effect of the water content, we checked the solubility of proteins in these mixtures. We chose Cyt. *c* as a typical protein that can easily be detected by the naked eye as red, due to the heme chromophore. The distribution behaviour of Cyt. *c* between the [C<sub>4</sub>mim][Tf<sub>2</sub>N]/**38** mixed phase and PKB phase was then analysed to clarify the effectiveness of the addition of **38**.<sup>88</sup> Obviously, as seen in the photograph in Fig. 12, Cyt. *c* moved from the PKB upper phase to the IL bottom phase upon increasing the added amount of **38**. The distribution ratio (*D*) was then calculated from the absorbance of Cyt. *c* in each phase. When an equimolar amount of **38** was mixed with [C<sub>4</sub>mim][Tf<sub>2</sub>N], the *D* value reached 94%. Since Cyt. *c* was not soluble in both pure and buffer-saturated [C<sub>4</sub>mim][Tf<sub>2</sub>N], it was confirmed that **38** facilitated the dissolution of Cyt. *c* in the [C<sub>4</sub>mim][Tf<sub>2</sub>N]. Spectroscopic analyses confirmed that both the higher-order structure of Cyt. *c* in the vicinity of the heme and its redox activity were maintained in the hydrated IL phase. Furthermore, the Cyt. *c* dissolved in the IL phase can be re-extracted into the aqueous phase by adding PKB with higher concentrations. It follows that Cyt. *c* can be dissolved selectively, stably and reversibly in the [C<sub>4</sub>mim][Tf<sub>2</sub>N] phase by adding **38**.<sup>88</sup> The use of suitably designed ZIs as additives to hydrophobic ILs would be a powerful strategy to control the solubility of bio(macro)molecules in both homogeneous and phase-separated states.




Fig. 12 Extraction of Cyt. *c* from the buffered aqueous upper phase to the [C<sub>4</sub>mim][Tf<sub>2</sub>N] phase by increasing the added amount of ZI **38**.



## 5. Zwitterions as a model interface for cell membranes

It is well-known that phospholipid-based cell membranes play an important role in discriminating intracellular fluid from the extracellular fluid. As initially shown in the famous fluid mosaic model of the cell membrane,<sup>89</sup> the major component of the cell membrane is phospholipids. When looking at the structure of phospholipids carefully, we can find that they are ZI derivatives (Fig. 13). The hydrophilic part of the phospholipid is phosphorylcholine, a pair made up of the cholinium cation and phosphonate anion. This pair has already been analysed to be an excellent medium for a series of proteins when a small amount of water was added.<sup>84–86</sup> This means that the mixture of phosphorylcholine and a small amount of water should be regarded as a liquid model of the hydrophilic part of the cell membrane. This kind of homogeneous ZI/water mixture should be used as a model fluid for membrane components, especially for membrane proteins. It is rather difficult to analyse the activity of proteins on the cell membrane; however, the hydrated phosphorylcholine is a homogeneous liquid, and it is rather easy to analyse the properties and reactivity of membrane proteins in it. This is quite a hot topic and results will be reported in the near future.

It should be mentioned that the surface of the cell membrane can be comprehended to be the assembly of hydrated phosphorylcholine-type ZIs. Since there are concentrated proteins and other molecules, intracellular fluid in the cells should contain no free water. This situation is totally the same as hydrated phosphorylcholine-type ZI. This could be the reason why the pair of the cholinium cation and phosphonate anion showed excellent compatibility with many proteins.<sup>89</sup> In both cases, there is no free water and all water molecules are strongly bound to ions. This unusual situation could contribute to the stable preservation of proteins and other biological molecules. As suggested above, this hydrated ZI is useful for analysing the dynamic and static behaviour of membrane proteins not in the membrane but in a homogeneous solution. This enables us to detect some physicochemical properties of such membrane proteins with conventional apparatus. The dissolution of membrane proteins and other membrane-components in such hydrated ZI is now in progress.



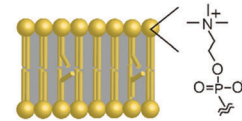
Fig. 13 Schematic representation<sup>90</sup> of the cell membrane, and the structure of a typical phospholipid that can be regarded as a zwitterion-derivative.

### 1. Electrochemical devices



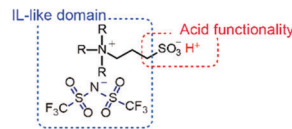
e.g. Batteries

### 2. Bio-related materials



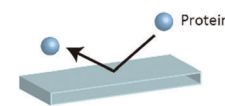
e.g. Bio-mimicking materials

### 3. Synthesis/catalysis



e.g. Acid-functionalized ZI

### 4. Functional surfaces



e.g. Anti-fouling surfaces

Fig. 14 Expected applications of IL-derived ZIs.

## 6. Future aspects

As mentioned above, ZIs derived from ILs are quite a new class of materials that have unique properties. The introduction of the properties of ILs into ZIs improved their unfavourable inherent properties such as very high  $T_m$ . Basic studies on these ZIs should increase with the attention and expectations of the functional ILs. Some expected applications of IL-derived ZIs are summarised in Fig. 14. These include electrochemical devices, bio-related materials, synthesis/catalysis, and functional surfaces. Although some of these applications have already been investigated by us and other groups, we have not mentioned the details of the studies in this review paper.

## 7. Conclusions

Zwitterions, derived from ionic liquids have unique properties such as relatively low glass transition temperature, small ion conductivity and unique phase behaviour after mixing with water. Furthermore, the mixture of certain zwitterions and a small amount of water can be regarded as an excellent fluid model of cell membranes. These unique properties are comprehended as arising from the nature of ILs and the tethering of both component ions. The development of such zwitterions will be accelerated with the development of ILs.

## Conflicts of interest

There are no conflicts to declare.

## Acknowledgements

Most of this mini-review is from the results of our recent study (H. O.). All these studies have been supported by a Grant-in-Aid for Scientific Research from the Japan Society for the Promotion of Science (KAKENHI) (17H01225, 24750112, 16K17954). Authors also acknowledge considerable efforts of staffs and students working for ILs and ZIs in our laboratory.



## Notes and references

- 1 T. Welton, *Chem. Rev.*, 1999, **99**, 2071–2083.
- 2 *Ionic Liquids in Synthesis*, ed. P. Wasserscheid and T. Welton, Wiley-VCH, Weinheim, 2nd edn, 2008.
- 3 M. Freemantle, *An Introduction to Ionic Liquids*, RSC publishing, 2009.
- 4 M. Armand, F. Endres, D. R. MacFarlane, H. Ohno and B. Scrosati, *Nat. Mater.*, 2009, **8**, 621–629.
- 5 H. Ohno, *Electrochemical Aspects of Ionic Liquids*, 2nd edn, Wiley Interscience, New York, 2011.
- 6 J. Yuan and M. Antonietti, *Polymer*, 2011, **52**, 1469–1482.
- 7 N. Nishimura and H. Ohno, *Polymer*, 2014, **55**, 3289–3297.
- 8 O. Green, S. Grubjesic, S. Lee and M. A. Firestone, *Polym. Rev.*, 2009, **49**, 339–360.
- 9 G. G. Eshetu, M. Armand, H. Ohno, B. Scrosati and S. Passerini, *Energy Environ. Sci.*, 2016, **9**, 49–61.
- 10 M. Yoshizawa, M. Hirao, K. Ito-Akita and H. Ohno, *J. Mater. Chem.*, 2001, **11**, 1057–1062.
- 11 M. Yoshizawa, A. Narita and H. Ohno, *Aust. J. Chem.*, 2004, **57**, 139–144.
- 12 D. Q. Nguyen, J. Hwang, J. S. Lee, H. Kim, H. Lee, M. Cheong, B. Lee and H. S. Kim, *Electrochem. Commun.*, 2007, **9**, 109–114.
- 13 D. Q. Nguyen, H. W. Bae, E. H. Jeon, J. S. Lee, M. Cheong, H. Kim, H. S. Kim and H. Lee, *J. Power Sources*, 2008, **183**, 303–309.
- 14 H. Kim, D. Q. Nguyen, H. W. Bae, J. S. Lee, B. W. Cho, H. S. Kim, M. Cheong and H. Lee, *Electrochem. Commun.*, 2008, **10**, 1761–1764.
- 15 T. Mizumo, T. Watanabe and H. Ohno, *Polym. J.*, 2008, **40**, 1099–1104.
- 16 C. Tiyaipiboonchaiya, J. M. Pringle, J. Sun, N. Byrne, P. C. Howlett, D. R. MacFarlane and M. Forsyth, *Nat. Mater.*, 2004, **3**, 29–32.
- 17 N. Byrne, J. M. Pringle, C. Tiyaipiboonchaiya, D. R. MacFarlane and M. Forsyth, *Electrochim. Acta*, 2005, **50**, 2733–2738.
- 18 N. Byrne, P. C. Howlett, D. R. MacFarlane and M. Forsyth, *Adv. Mater.*, 2005, **17**, 2497–2501.
- 19 H. Lee, D. B. Kim, S.-H. Kim, H. S. Kim, S. J. Kim, D. K. Choi, Y. S. Kang and J. Won, *Angew. Chem., Int. Ed.*, 2004, **43**, 3053–3056.
- 20 H. Park, H. S. Kim and Y. M. Jung, *J. Phys. Chem. B*, 2011, **115**, 1743–1750.
- 21 H. Ohno, M. Yoshizawa and W. Ogihara, *Electrochim. Acta*, 2004, **50**, 255–261.
- 22 W. Xu, E. I. Cooper and C. A. Angell, *J. Phys. Chem. B*, 2003, **107**, 6170–6178.
- 23 A. Narita, W. Shibayama and H. Ohno, *J. Mater. Chem.*, 2006, **16**, 1475–1482.
- 24 A. Narita, W. Shibayama, K. Sakamoto, T. Mizumo, N. Matsumi and H. Ohno, *Chem. Commun.*, 2006, 1926–1928.
- 25 F. Wohde, R. Bhandary, J. M. Moldrickx, J. Sundermeyer, M. Schönhoff and B. Roling, *Solid State Ionics*, 2016, **284**, 37–44.
- 26 H. Ohno, M. Yoshizawa and W. Ogihara, *Electrochim. Acta*, 2003, **48**, 2079–2083.
- 27 Z. H. Li, Q. L. Xia, L. L. Liu, G. T. Xiao, D. S. Gao and X. D. Zhou, *Electrochim. Acta*, 2010, **56**, 804–809.
- 28 A. Narita, W. Shibayama, M. Tamada and H. Ohno, *Polym. Bull.*, 2006, **57**, 115–120.
- 29 E. Marwanta, T. Mizumo and H. Ohno, *Solid State Ionics*, 2007, **178**, 227–232.
- 30 M. Tamada, S. Ueda, T. Hayashi and H. Ohno, *Chem. Lett.*, 2008, **37**, 86–87.
- 31 M. Suematsu, M. Yoshizawa-Fujita, H. Zhu, M. Forsyth, Y. Takeoka and M. Rikukawa, *Electrochim. Acta*, 2015, **175**, 209–213.
- 32 S. Yamaguchi, M. Yoshizawa-Fujita, H. Zhu, M. Forsyth, Y. Takeoka and M. Rikukawa, *Electrochim. Acta*, 2015, **186**, 471–477.
- 33 N. Byrne, P. C. Howlett, D. R. MacFarlane, M. E. Smith, A. Howes, A. F. Hollenkamp, T. Bastow, P. Hale and M. Forsyth, *J. Power Sources*, 2008, **184**, 288–296.
- 34 S. Yamaguchi, M. Yoshizawa-Fujita, Y. Takeoka and M. Rikukawa, *J. Power Sources*, 2016, **331**, 308–314.
- 35 A. C. Cole, J. L. Jensen, I. Ntai, K. L. Tran, K. J. Weaver, D. C. Forbes and J. H. Davis, Jr., *J. Am. Chem. Soc.*, 2002, **124**, 5962–5963.
- 36 D. Li, F. Shi, J. Peng, S. Guo and Y. Deng, *J. Org. Chem.*, 2004, **69**, 3582–3585.
- 37 S. Kitaoka, K. Nobuoka and Y. Ishikawa, *Chem. Commun.*, 2004, 1902–1903.
- 38 K. Qiao and C. Yokoyama, *Chem. Lett.*, 2004, **33**, 472–473.
- 39 J. Gui, H. Ban, X. Cong, X. Zhang, Z. Hu and Z. Sun, *J. Mol. Catal. A: Chem.*, 2005, **225**, 27–31.
- 40 M. Yoshizawa and H. Ohno, *Chem. Commun.*, 2004, 1828–1829.
- 41 M. Yoshizawa-Fujita, N. Byrne, M. Forsyth, D. R. MacFarlane and H. Ohno, *J. Phys. Chem. B*, 2010, **114**, 16373–16380.
- 42 Â. Rocha, T. Carvalho, P. Vidinha and N. M. T. Lourenço, *ChemPlusChem*, 2012, **77**, 1106–1111.
- 43 M. Galin, A. Chapoton and J.-C. Galin, *J. Chem. Soc., Perkin Trans. 2*, 1993, 545–553.
- 44 M. Yoshizawa and H. Ohno, *Chem. Lett.*, 2004, **33**, 1594–1595.
- 45 M.-L. Pujol-Fortin and J.-C. Galin, *Macromolecules*, 1991, **24**, 4523–4530.
- 46 A. Mathis, M. Galin, J.-C. Galin, B. Heinrich and C. G. Bazuin, *Liq. Cryst.*, 1999, **26**, 973–984.
- 47 M. Yoshizawa-Fujita, T. Tamura, Y. Takeoka and M. Rikukawa, *Chem. Commun.*, 2011, **47**, 2345–2347.
- 48 R. Bordes, J.-D. Marty and N. Lauth-de Viguerie, *Fr.-Ukr. J. Chem.*, 2016, **4**, 85–94.
- 49 M. Hirao, H. Sugimoto and H. Ohno, *J. Electrochem. Soc.*, 2000, **147**, 4168–4172.
- 50 M. Suematsu, M. Yoshizawa-Fujita, T. Tamura, Y. Takeoka and M. Rikukawa, *Int. J. Electrochem. Sci.*, 2015, **10**, 248–258.
- 51 P. Johansson, L. E. Fast, A. Matic, G. B. Appetecchi and S. Passerini, *J. Power Sources*, 2010, **195**, 2074–2076.
- 52 F. M. Gray, *Polymer electrolytes (RSC Materials Monographs)*, Royal Society of Chemistry, 1997.



- 53 M. Galin, A. Mathis and J.-C. Galin, *Polym. Adv. Technol.*, 2001, **12**, 574–582.
- 54 A. B. Lowe and C. L. McCormick, *Chem. Rev.*, 2002, **102**, 4177–4189.
- 55 M. Yoshizawa, W. Ogihara and H. Ohno, *Polym. Adv. Technol.*, 2002, **13**, 589–594.
- 56 S. Besner, A. Vallée, G. Bouchard and J. Prud'homme, *Macromolecules*, 1992, **25**, 6480–6488.
- 57 W. Ogihara, N. Suzuki, N. Nakamura and H. Ohno, *Polym. J.*, 2006, **38**, 117–121.
- 58 A. Bozkurt, W. H. Meyer, J. Gutmann and G. Wegner, *Solid State Ionics*, 2003, **164**, 169–176.
- 59 K. D. Kreuer, A. Fuchs, M. Ise, M. Spaeth and J. Maier, *Electrochim. Acta*, 1998, **43**, 1281–1288.
- 60 M. F. H. Schuster, W. H. Meyer, M. Schuster and K. D. Kreuer, *Chem. Mater.*, 2004, **16**, 329–337.
- 61 A. Noda, M. A. B. H. Susan, K. Kudo, S. Mitsushima, K. Hayamizu and M. Watanabe, *J. Phys. Chem. B*, 2003, **107**, 4024–4033.
- 62 P. K. Singh, V. K. Singh and M. Singh, *e-Polym.*, 2007, **7**, 335–368.
- 63 A. Laschewsky, *Polymers*, 2014, **6**, 1544–1601.
- 64 M. Yoshizawa and H. Ohno, *Chem. Lett.*, 1999, 889–890.
- 65 M. Yoshizawa and H. Ohno, *Electrochim. Acta*, 2001, **46**, 1723–1728.
- 66 A. Narita, W. Shibayama, N. Matsumi and H. Ohno, *Polym. Bull.*, 2006, **57**, 109–114.
- 67 M. Galin, E. Marchal, A. Mathis and J.-C. Galin, *Polym. Adv. Technol.*, 1997, **8**, 75–86.
- 68 V. Strehmel, A. Laschewsky and H. Wetzal, *e-Polym.*, 2006, **6**, 131–140.
- 69 V. Strehmel, *Macromol. Symp.*, 2007, **254**, 25–33.
- 70 V. Strehmel, H. Wetzal, A. Laschewsky, E. Moldenhau and T. Klein, *Polym. Adv. Technol.*, 2008, **19**, 1383–1390.
- 71 R. H. Brown, A. J. Duncan, J.-H. Choi, J. K. Park, T. Wu, D. J. Leo, K. I. Winey, R. B. Moore and T. E. Long, *Macromolecules*, 2010, **43**, 790–796.
- 72 L. M. Gan, P. Y. Chow, Z. Liu, M. Han and C. H. Quek, *Chem. Commun.*, 2005, 4459–4461.
- 73 S. Ueda, J. Kagimoto, T. Ichikawa, T. Kato and H. Ohno, *Adv. Mater.*, 2011, **23**, 3071–3074.
- 74 P. Bonhôte, A.-P. Dias, N. Papageorgiou, K. Kalyanasundaram and M. Grätzel, *Inorg. Chem.*, 1996, **35**, 1168–1178.
- 75 M. G. Freire, A. F. M. Claudio, J. M. M. Araujo, J. A. P. Coutinho, I. M. Marrucho, J. N. C. Lopes and L. P. N. Rebelo, *Chem. Soc. Rev.*, 2012, **41**, 4966–4995.
- 76 K. Fukumoto and H. Ohno, *Angew. Chem., Int. Ed.*, 2007, **46**, 1852–1855.
- 77 Y. Kohno, H. Arai, S. Saita and H. Ohno, *Aust. J. Chem.*, 2011, **64**, 1560–1567.
- 78 Y. Kohno and H. Ohno, *Chem. Commun.*, 2012, **48**, 7119–7130.
- 79 Y. Kohno and H. Ohno, *Phys. Chem. Chem. Phys.*, 2012, **14**, 5063–5070.
- 80 H. Ohno, K. Fujita and Y. Kohno, *Phys. Chem. Chem. Phys.*, 2015, **17**, 14454–14460.
- 81 Y. Fukaya and H. Ohno, *Phys. Chem. Chem. Phys.*, 2013, **15**, 14941–14944.
- 82 Y. Mieno, Y. Kohno, S. Saita and H. Ohno, *Chem. – Eur. J.*, 2016, **22**, 12262–12265.
- 83 S. Saita, Y. Mieno, Y. Kohno and H. Ohno, *Chem. Commun.*, 2014, **50**, 15450–15452.
- 84 K. Fujita, D. R. MacFarlane and M. Forsyth, *Chem. Commun.*, 2005, 4804–4806.
- 85 K. Fujita and H. Ohno, *Biopolymers*, 2010, **93**, 1093–1099.
- 86 K. Fujita, D. R. MacFarlane, M. Forsyth, M. Yoshizawa-Fujita, K. Murata, N. Nakamura and H. Ohno, *Biomacromolecules*, 2007, **8**, 2080–2086.
- 87 Y. Ito, Y. Kohno, N. Nakamura and H. Ohno, *Chem. Commun.*, 2012, **48**, 11220–11222.
- 88 Y. Ito, Y. Kohno, N. Nakamura and H. Ohno, *Int. J. Mol. Sci.*, 2013, **14**, 18350–18361.
- 89 S. J. Singer and G. L. Nicolson, *Science*, 1972, **175**, 720–773.
- 90 Figure partly modified from the original one: <http://genkir.yokup.com/mainhp/category66/entry553.html>.

