

Cite this: *Chem. Sci.*, 2024, 15, 12636

All publication charges for this article have been paid for by the Royal Society of Chemistry

Received 8th June 2024
Accepted 22nd July 2024

DOI: 10.1039/d4sc03766a

rsc.li/chemical-science

Construction of axially chiral molecules enabled by photoinduced enantioselective reactions

Zhaofei Zhang^b and Lei Dai^{lb}*^a

Axially chiral molecular scaffolds are widely found in pharmaceutical molecules, functionalized materials, and chiral ligands. The synthesis of these compounds has garnered considerable interest from both academia and industry. The construction of such molecules, enabled by transition metal catalysis and organocatalysis under thermodynamic conditions, has been extensively studied and well-reviewed. In recent years, photoinduced enantioselective reactions have emerged as powerful methods for the catalytic construction of axial chirality. In this review, we provide an overview of various synthetic strategies for the photoinduced construction of axial chirality, with a specific focus on reaction design and catalytic mechanisms. Additionally, we discuss the limitations of current methods and highlight future directions in this field.

1. Introduction

Axially chiral molecular scaffolds widely exist in bioactive molecules and pharmaceutical agents,¹ as well as privileged chiral organocatalysts and ligands in asymmetric catalysis (Scheme 1a).² Consequently, atroposelective construction of these axially chiral compounds is of growing interest to chemists in both academia and industry.³ The construction of axial chirality enabled by transition metal catalysis and organocatalysis *via* a two-electron pathway has been extensively studied, with many impressive achievements reported (Scheme 1b).³ The significant applications of axially chiral compounds notwithstanding, expanding substrate scope and developing sustainable and cost-effective methods are still in high demand.

Visible light photocatalysis⁴ has gained immense attention and witnessed great development in recent years, as it can activate substrates *via* single electron transfer (SET) or energy transfer (EnT)⁵ to generate key radical intermediates leading to a variety of transformations, which are difficult to obtain under standard thermodynamic conditions. Since the pioneering report by the MacMillan group⁶ for the construction of central chirality, many strategies for enantioselective visible-light photocatalysis have been designed by incorporating transition metal catalysis⁷ and organocatalysis (Scheme 1b).⁸ Despite the significant success of photoinduced construction of central chirality, the construction of axial chirality by photocatalysis has become an intriguing topic of tremendous potential. However, there remain some daunting tasks, such as

incorporating unactivated substrates into the reaction scope, developing general methods for radical generation,⁹ and efficiently controlling the stereochemistry of radical-mediated reactions under photocatalysis.



Scheme 1 Strategies for the photoinduced construction of axial chirality.

^aChongqing Key Laboratory of Natural Product Synthesis and Drug Research, Chemical Biology Research Center, School of Pharmaceutical Sciences, Chongqing University, Chongqing, 401331, China. E-mail: dailei@cqu.edu.cn

^bDepartment of Chemistry, Purdue University, West Lafayette, Indiana 47907, USA



In this review, we will present an overview of the recent advances of photoinduced construction of axially chiral compounds. Based on the activation modes of substrates by photocatalysis, three strategies will be discussed (Scheme 1c). The first strategy relies on the generation of radical intermediates through photoredox mediated SET, and the following stereoselective reactions of the generated radical intermediates lead to axially chiral compounds. Second, relay photocatalysis and asymmetric transformation are described. Third, photoinduced *via* energy transfer is also involved, where a key intermediate is formed to facilitate the deracemization reaction. Lastly, we will also provide a discussion on the existing limitations and possible future directions in this field.

2. Construction of axial chirality *via* photoinduced single electron transfer

Enantioselective metallaphotocatalysis¹⁰ has become a powerful strategy to access chiral compounds over the past decade. Since the first report by the Molander group,^{10c} asymmetric metallaphotoredox catalysis to access central chirality has been well studied. Nevertheless, its application for the construction of axial chirality has been far less developed.

In 2022, the Xiao and Lu group¹¹ reported a dual photoredox/cobalt¹² catalyzed dynamic kinetic resolution (DKR) of transformation of racemic heterobiaryls **1** with 1,4-dihydropyridine (DHP) reagent **2**, producing axially chiral heterobiaryls **3** in

excellent yields with excellent enantioselectivities (Scheme 2). Wei-Phos **L1** (ref. 13) was screened and it could afford the best enantioselectivity. In their reaction design, the chiral cobalt catalyst coordinated to the nitrogen atom of the substrate, leading to the generation of a configurationally labile complex. The following photogenerated radical trap of (*S*)-int and the subsequent reductive elimination delivered the final product. Notably, the scope of radical precursors was successfully extended to alkyl chlorides,¹⁴ demonstrating the great generality and practicality of this method. Moreover, several derived multifunctional axially chiral ligands **6–9** could be accessed through simple procedures, presenting high potential for future applications (Scheme 2c). This enantioselective dual photoredox/Co catalysis offers a new valuable alternative for the synthesis of axially chiral compounds accommodating flexible and various substitution patterns.

Continuing with their research interest, Xiao, Gao and co-workers employed synergistic photoredox-cobalt catalysis in DKR conjugative addition (Scheme 3) for the synthesis of enantioenriched heterobiaryls **11** in good to excellent yields.¹⁵ Various functionalities, such as ester, cyano, amido, carbonyl, heteroaryl, sulfonyl and phosphonyl groups could be introduced into the axially chiral products, which holds significant potential for the development of axially chiral ligands. Interestingly, the derived *N*-oxide **16** showed excellent enantiocontrol in the asymmetric allylation reaction of aldehydes (Scheme 3c). It should be noted that reductive cobalt catalysis was also viable with 30 eq. of Zn as the reductant, demonstrating certain practicality of the dual catalytic method.

Simultaneous construction of both axial chirality and central chirality¹⁶ *via* enantioselective metallaphotocatalysis was disclosed by the Xiao and Cheng group (Scheme 4a) in the desymmetrization of diaryl based dialdehydes **17**.¹⁷ The



Scheme 2 Dual photoredox/Co catalysis for the construction of axial chirality.



Scheme 3 Dual photoredox/Co catalyzed DKR conjugate addition.





Scheme 4 Dual photoredox/Co catalyzed desymmetrization of dialdehydes.

synergistic use of photoredox and cobalt catalysis showcased high efficiency in the reductive coupling of alkynes **18** or aryl iodides **19**, achieving exceptional stereocontrol with a broad range of substrate scope. Additionally, the versatility of aldehyde and alkyne in the products allowed for multiple derivatizations of the products. Very recently, the Li group (Scheme 4c) employed a similar strategy in the desymmetrization of diaryl ethers **22** with alkynes **23** under metallaphotocatalysis.¹⁸ While the dual catalysis could afford excellent reactivities and stereocontrol, the reductive cobalt catalysis delivered only a trace amount of product, underscoring the superiority of the dual catalysis.

In recent years, radical mediated 1,4-difunctionalization of 1,3-enynes¹⁹ served as an efficient method for the synthesis of chiral allene compounds. With the advances in photocatalysis, numerous methods have been developed for the synthesis of a diverse range of functionalized allenes. Asymmetric synthesis



Scheme 5 Dual photoredox/Cr catalysis for the synthesis of chiral α -allenols.

of allene mediated by photocatalysis was disclosed by the Wang group²⁰ where aldehydes **28**, 1,3-enynes **29** and DHP esters **30** were incorporated in a three-component reaction (Scheme 5). In their proposed mechanism, single electron oxidation of DHP ester by the photocatalyst generates an alkyl radical and pyridinium **A**. The radical addition to 1,3-enyne and the subsequent trapping by the Cr^{II} catalyst lead to propargyl radical chromium **D**, which is in equilibrium with the alkenyl chromium intermediate **D'**. The alkenylation product readily yields the intermediate **E**, and the dissociation of the Cr–O bond in **E** by pyridium **B** delivers the desired product. Finally, the SET reduction of Cr^{III} closes the catalytic cycle. The regioselectivity might be attributed to the use of the steric bulky substitution group (TIPS). Simultaneous control of axial and central chirality is successfully achieved, producing the corresponding chiral α -allenols **31** in good to excellent yields with excellent diastereoselectivities and enantioselectivities (up to 95% yield, > 20:1 dr & 97% ee).

Radical mediated N-heterocycle carbene (NHC) catalysis opens a new avenue for organic synthesis.²¹ In 2022, the Zhang and Zheng group²² reported a dual photoredox/NHC catalyzed 1,4-sulfonylacylation of 1,3-enynes **35** for the synthesis of tetrasubstituted allenyl ketones **38** (Scheme 6). In the proposed mechanism, a photogenerated sulfonyl radical generated from sulfinate undergoes radical addition to 1,3-enynes to form an allenyl radical, which then undergoes radical–radical coupling with the photogenerated ketyl radical from the combination of acyl fluoride and the NHC catalyst to afford the final product. In the optimization of reaction conditions, the low concentration is critical for achieving high yield. The asymmetric version of

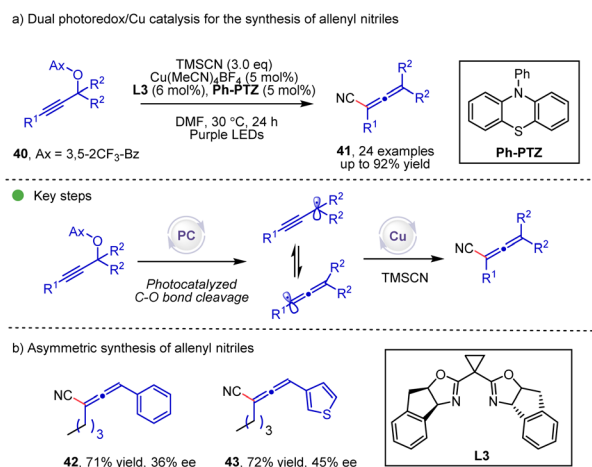




Scheme 6 Dual photoredox/NHC catalyzed 1,4-difunctionalization of 1,3-enynes.

this reaction was also investigated, however, only poor enantioselectivities were obtained when **NHC-1** and **NHC-2** were used.

The propargyl radical, which could isomerize into an allenyl radical, holds great potential for the synthesis of allene compounds. The dual photoredox/copper (Scheme 7) catalyzed transformation of propargyl carbonate **40** to allenyl compounds was discovered by the Xiao and Lu group.²³ During the reaction, the allenyl radical could be generated by the photocatalytic C–O bond cleavage and the subsequent isomerization, and then this allenyl radical participates in the copper catalytic cycle to afford the allenyl nitrile products. In the substrate scope, when the R

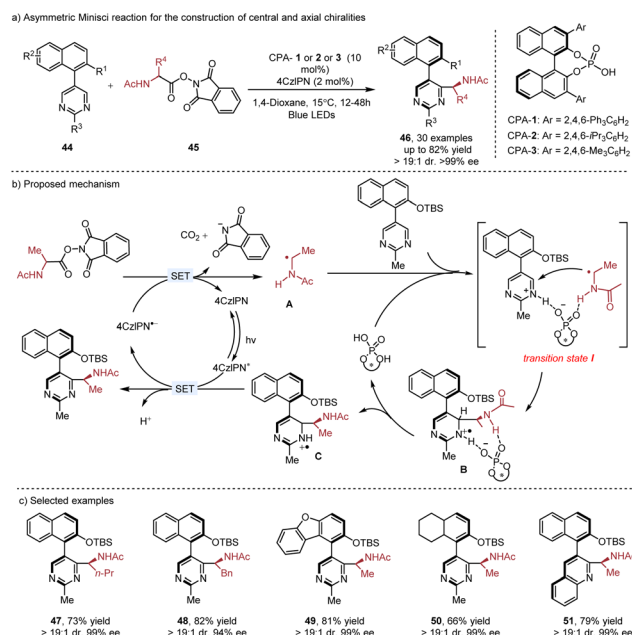


Scheme 7 Dual photoredox/Cu catalysis for the synthesis of allenyl nitriles.

group is an alkyl group, chiral allenes are formed, albeit with moderate enantioselectivities.

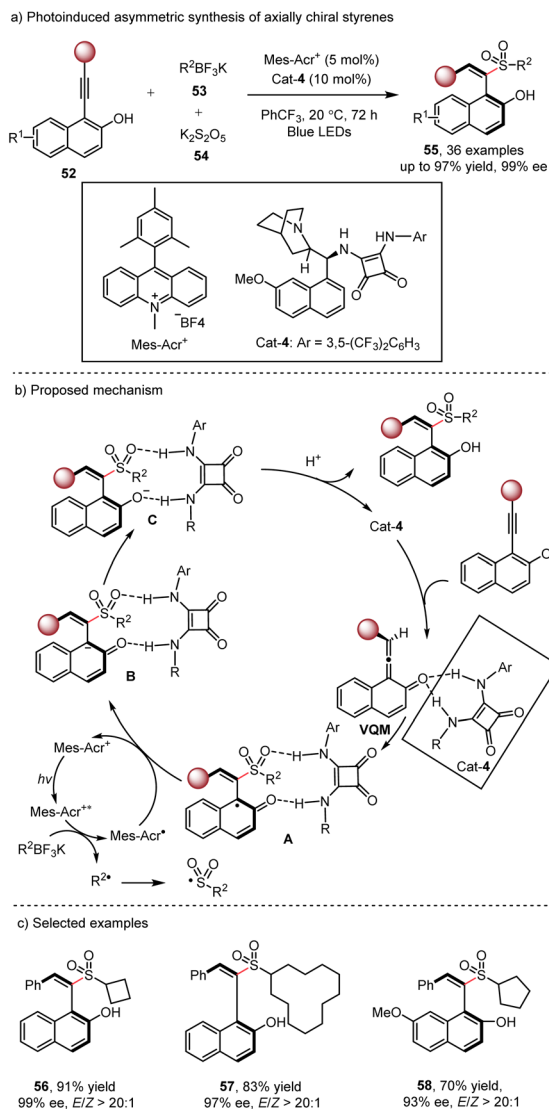
Chiral phosphoric acid (CPA) catalyzed enantioselective Minisci reaction has emerged as an efficient method to provide chiral functionalized *N*-heteroarenes with central chirality.^{8c} Catalytic construction of axial chirality²⁴ using this strategy was introduced by the Xiao group in 2022 (Scheme 8). When the heterobiaryls **44** were used as the substrates in the Minisci reaction, the axial chirality could be achieved as well as central chirality. In their proposed mechanism, the radical addition of photogenerated radical **A** to pyrimidines occurs in the presence of CPA through the transition state **I**. Subsequent deprotonation of radical cation **B** by the CPA catalyst is the rate-determine step, leading to the radical intermediate **C**. The following SET oxidation, deprotonation and rearomatization produce the final product. The protecting group (TBS) in the substrate is crucial for achieving excellent diastereoselectivities and it can be easily removed. The resulting chiral amino alcohol ligand shows excellent enantioselectivities in the asymmetric alkylation of aldehydes.

Axially chiral alkenes are widely used as chiral ligands, catalysts and functional materials,²⁵ and therefore catalytic asymmetric synthesis of these compounds has gained tremendous attention. In 2017, the Yan group reported an elegant method for the synthesis of axially chiral sulfone-containing styrenes through the organocatalyzed nucleophilic addition of sulfinate salts *via* the vinylidene *o*-quinone methide (VQM) intermediate.²⁶ However, this method was limited to aryl sulfonates as the nucleophilic reagents. To expand the scope, the Wu group²⁷ developed a dual photoredox/organocatalytic method for the synthesis of a series of chiral alkyl sulfone styrenes **55** (Scheme 9). Upon visible light irradiation, the photogenerated



Scheme 8 Asymmetric Minisci reaction for the construction of central and axial chirality.





Scheme 9 Photoinduced asymmetric synthesis of axially chiral styrenes.

alkyl radical reacts with $(\text{DABCO})(\text{SO}_2)_2$ to form a sulfonyl radical. Concurrently, the VQM intermediate is formed *via* prototropic rearrangement in the presence of the bifunctional organocatalyst. Then the radical addition of the sulfonyl radical to the central carbon of the prochiral VQM intermediate produces intermediate **A**. Subsequent photocatalyzed SET reduction, tautomerization and protonation yield the final product. The bifunctional organocatalyst exhibits excellent reactivity and stereocontrol for the reaction.

3. Construction of axial chirality *via* photoinduced relay catalysis

Photoinduced relay catalysis, relying on the generation of key intermediates *via* photocatalysis, has been established for developing novel reaction modes and enabling the synthesis of structural diverse molecules.²⁸ Visible-light-driven $[2 + 2]$ photo-

cycloadditions provide an efficient and direct approach to functionalized cyclobutanes,²⁹ which could serve as versatile synthons in organic synthesis. In 2022, Lu and Dai³⁰ discovered that under visible light irradiation, the $[2 + 2]$ cycloaddition of alkynes and benzoquinones could proceed to give oxetane intermediates. This intermediate could lead to *para*-quinone methide (*p*-QM) in the presence of the CPA catalyst. This key prochiral intermediate could then be readily trapped by external nucleophiles, such as indole, Hantzsch esters or *d*₂-Hantzsch ester to deliver the corresponding products with high enantioselectivities and high deuterium incorporation. The *N*-arylpyrroles **61** have also been demonstrated as efficient external nucleophiles in the photoinduced transformation,³¹ which could afford enantioenriched axially chiral *N*-arylpyrroles **62** containing a quaternary carbon center and C–N axial chirality (Scheme 10). The ultraviolet-visible spectra revealed that only benzoquinone was photoexcited under visible light irradiation. Employing *p*-QM as the substrate with *N*-arylpyrrole under the same conditions could lead to the product with a similar result, suggesting that the *p*-QM might be formed during the catalytic process. The control experiment showed that CPA and light



Scheme 10 Photoinduced asymmetric synthesis of axially chiral *N*-arylpyrroles.



were crucial for this transformation. Benefiting from the use of readily available alkynes, a broad range of axially chiral *N*-arylpyrroles **62** were synthesized in excellent yields with exclusive regioselectivities and excellent enantioselectivities. Moreover, the derived chiral phosphine ligand **66** was successfully obtained through simple chemical transformations, and it showed excellent enantioselective control in the organocatalyzed [3 + 2] annulation reaction and Pd catalyzed allylic substitution reaction (Scheme 10d).

4. Construction of axial chirality via photoinduced energy transfer

Catalytic deracemization³² has emerged as a powerful tool for the asymmetric synthesis of chiral compounds with 100% atom economy. With the development of photocatalysis *via* the energy transfer process,³³ this research area has seen a renaissance, especially in the synthesis of axially chiral compounds. The pioneering study for photoinduced deracemization of penta-2,3-diene was reported in 1973,³⁴ however, poor enantioselectivity (up to 3.4%) was observed. A significant breakthrough in this area came from the Bach group in 2004,³⁵ who demonstrated the construction of central chirality. The photoinduced deracemization of the construction of axial chirality was disclosed by the same group in 2018 (Scheme 11a). They

reported an elegant deracemization of allenes **66** catalyzed by bifunctional chiral thioxanthenes under blue LED irradiation, providing the corresponding axially chiral allenes **67** bearing six-membered lactam in excellent yields with enantioselectivities. DFT calculations showed that the amide moiety in the catalyst could selectively recognize the amide group in the allene, thus differentiating two diastereomeric complexes of the two allene amides (Scheme 11a). In contrast to **67**-Cat-6, the *ent*-**67**-Cat-6 complex has a shorter distance between the thioxanthone photosensitizer and the substrate, which could result in a more rapid triplet energy transfer to convert to the other enantiomer *via* the triplet intermediate. In a subsequent report of deracemization of primary allene amides **68** from the same group³⁶ (Scheme 11b), mechanistic studies and DFT calculations were performed to verify that the binding behavior of the substrate and the catalyst was crucial for the enantioselectivity. The structure of the triplet intermediates from **68** was also characterized. Continuing with their interest,³⁷ the Bach group applied their strategy in the deracemization of chiral allenes **70**–**73** containing five-membered lactam moieties and chiral tetra-substituted alkenes.

5. Conclusions and outlook

Recent years have witnessed considerable efforts in the development of photocatalytic synthesis of structurally diversified axially chiral compounds. The stereocontrol of radical intermediates generated from photocatalyzed SET has been successfully developed, moreover, simultaneous control of axial and central chirality has been achieved. Relying on the photoinduced generation of key intermediates from simple starting materials, the asymmetric relay catalytic system of photocatalysis and organocatalysis has also been developed. A breakthrough in deracemization reactions relying on photocatalyzed energy transfer has been successfully explored. These general and sustainable methods greatly expand the scope and functional diversity of axially chiral compounds, opening new avenues in asymmetric catalysis. Despite the current impressive advancements, this field is still a burgeoning research area and some challenging tasks need to be addressed. The scope of radical precursors and the catalytic modes are currently limited and worth of further exploration. In deracemization reactions, the substrates are limited to lactams, indicating a need for the development of more stereo-induced modes. Moreover, synthesizing other types of axially chiral compounds beyond biaryls, styrenes and allenes is highly desirable. The construction of atropisomeric multi-axis systems and the incorporation of other chiral elements, such as central and planar chirality, will be of great interest. Given the significant achievements made so far, we expect this research area will continue to grow and eventually be established as a robust catalytic platform in organic synthesis.

Data availability

This is a review article, and our manuscript does not contain any new data.



Scheme 11 Catalytic deracemization *via* photoinduced energy transfer.



Author contributions

Z. Zhang and L. Dai conceived and collaboratively drafted the manuscript.

Conflicts of interest

There are no conflicts to declare.

Acknowledgements

This work was supported by the Hongshen Young Scholars Program from Chongqing University (0247005203003).

Notes and references

- (a) J. Clayden, W. J. Moran, P. J. Edwards and S. R. LaPlante, *Angew. Chem., Int. Ed.*, 2009, **48**, 6398; (b) S. R. LaPlante, L. D. Fader, K. R. Fandrick, D. R. Fandrick, O. Hucke, R. Kemper, S. P. F. Miller and P. J. Edwards, *J. Med. Chem.*, 2011, **54**, 7005.
- D. Parmar, E. Sugiono, S. Raja and M. Rueping, *Chem. Rev.*, 2014, **114**, 9047.
- (a) J. Wencel-Delord, A. Panossian, F. R. Leroux and F. Colobert, *Chem. Soc. Rev.*, 2015, **44**, 3418; (b) Y.-B. Wang and B. Tan, *Acc. Chem. Res.*, 2018, **51**, 534; (c) J. K. Cheng, S.-H. Xiang, S. Li, L. Ye and B. Tan, *Chem. Rev.*, 2021, **121**, 4805; (d) J. K. Cheng, S.-H. Xiang and B. Tan, *Acc. Chem. Res.*, 2022, **55**, 2920; (e) H.-H. Zhang and F. Shi, *Acc. Chem. Res.*, 2022, **55**, 2562; (f) S.-H. Xiang, W.-Y. Ding, Y.-B. Wang and B. Tan, *Nat. Catal.*, 2024, **7**, 483.
- (a) C. K. Prier, D. A. Rankic and D. W. C. MacMillan, *Chem. Rev.*, 2013, **113**, 5322; (b) S. P. Pitre and L. E. Overman, *Chem. Rev.*, 2022, **122**, 1717; (c) P. Bellotti, H.-M. Huang, T. Faber and F. Glorius, *Chem. Rev.*, 2023, **123**, 4237; (d) Z. Zhang, C. Qiu, Y. Xu, Q. Han, J. Tang, K. P. Loh and C. Su, *Nat. Commun.*, 2020, **11**, 4722.
- S. Dutta, J. E. Erchinger, F. Strieth-Kalthoff, R. Kleinmans and F. Glorius, *Chem. Soc. Rev.*, 2024, **53**, 1068.
- D. A. Nicewicz and D. W. C. MacMillan, *Science*, 2008, **322**, 77.
- (a) J. C. Tellis, C. B. Kelly, D. N. Primer, M. Jouffroy, N. R. Patel and G. A. Molander, *Acc. Chem. Res.*, 2016, **49**, 1429; (b) E. E. Stache, T. Rovis and A. G. Doyle, *Angew. Chem., Int. Ed.*, 2017, **56**, 3679; (c) Z. Zuo, H. Cong, W. Li, J. Choi, G. C. Fu and D. W. C. MacMillan, *J. Am. Chem. Soc.*, 2016, **138**, 1832; (d) S. H. Lau, M. A. Borden, T. J. Steiman, L. S. Wang, M. Parasram and A. G. Doyle, *J. Am. Chem. Soc.*, 2021, **143**, 15873.
- (a) M. Silvi, C. Verrier, Y. P. Rey, L. Buzzetti and P. Melchiorre, *Nat. Chem.*, 2017, **9**, 868; (b) A. G. Capacci, J. T. Malinowski, N. J. McAlpine, J. Kuhne and D. W. C. MacMillan, *Nat. Chem.*, 2017, **9**, 1073; (c) S. J. Proctor, H. J. Davis and R. J. Phipps, *Science*, 2018, **360**, 419.
- D. Liang, W. Xiao, S. Lakhdar and J. Chen, *Green Synth. Catal.*, 2022, **3**, 212.
- (a) J. Twilton, C. Le, P. Zhang, M. H. Shaw, R. W. Evans and D. W. C. MacMillan, *Nat. Rev. Chem.*, 2017, **1**, 0052; (b) X. Chen and S. Kramer, *Chem Catal.*, 2024, **4**, 100854; (c) J. Tellis, D. Primer and G. Molander, *Science*, 2014, **345**, 433; (d) Z. Zhang, Y. Xu, Q. Zhang, S. Fang, H. Sun, W. Ou and C. Su, *Sci. Bull.*, 2022, **67**, 71.
- X. Jiang, W. Xiong, S. Deng, F.-D. Lu, Y. Jia, Q. Yang, L.-Y. Xue, X. Qi, J. A. Tunge, L.-Q. Lu and W.-J. Xiao, *Nat. Catal.*, 2022, **5**, 788.
- (a) Y.-L. Li, S.-Q. Zhang, J. Chen and J.-B. Xia, *J. Am. Chem. Soc.*, 2021, **143**, 7306; (b) Z.-Y. Gu, W.-D. Li, Y.-L. Li, K. Cui and J.-B. Xia, *Angew. Chem., Int. Ed.*, 2023, **62**, e202213281; (c) K. Cui, Y.-L. Li, G. Li and J.-B. Xia, *J. Am. Chem. Soc.*, 2022, **144**, 23001.
- (a) W. Zhou, X. Su, M. Tao, C. Zhu, Q. Zhao and J. Zhang, *Angew. Chem., Int. Ed.*, 2015, **54**, 14853; (b) W. Li and J. Zhang, *Acc. Chem. Res.*, 2024, **57**, 489.
- L. Dai, Z.-F. Zhang and X.-Y. Chen, *Sci. China: Chem.*, 2024, **67**, 471.
- W. Xiong, X. Jiang, W.-C. Wang, Y. Cheng, L.-Q. Lu, K. Gao and W.-J. Xiao, *J. Am. Chem. Soc.*, 2023, **145**, 7983.
- H.-H. Zhang, T.-Z. Li, S.-J. Liu and F. Shi, *Angew. Chem., Int. Ed.*, 2024, **63**, e202311053.
- H. Jiang, X.-K. He, X. Jiang, W. Zhao, L.-Q. Lu, Y. Cheng and W.-J. Xiao, *J. Am. Chem. Soc.*, 2023, **145**, 6944.
- Y. Wang, R. Mi, S. Yu and X. Li, *ACS Catal.*, 2024, **14**, 4638.
- (a) K.-F. Zhang, K.-J. Bian, C. Li, J. Sheng, Y. Li and X.-S. Wang, *Angew. Chem., Int. Ed.*, 2019, **58**, 5069; (b) F. Wang, D. Wang, Y. Zhou, L. Liang, R. Lu, P. Chen, Z. Lin and G. Liu, *Angew. Chem., Int. Ed.*, 2018, **57**, 7140; (c) X. Zhu, W. Deng, M.-F. Chiou, C. Ye, W. Jian, Y. Zeng, Y. Jiao, L. Ge, Y. Li, X. Zhang and H. Bao, *J. Am. Chem. Soc.*, 2019, **141**, 548; (d) Y. Zeng, M.-F. Chiou, X. Zhu, J. Cao, D. Lv, W. Jian, Y. Li, X. Zhang and H. Bao, *J. Am. Chem. Soc.*, 2020, **142**, 18014.
- F.-H. Zhang, X. Guo, X. Zeng and Z. Wang, *Nat. Commun.*, 2022, **13**, 5036.
- (a) T. Ishii, K. Nagao and H. Ohmiya, *Chem. Sci.*, 2020, **11**, 5630; (b) L. Dai and S. Ye, *Chin. Chem. Lett.*, 2021, **32**, 660; (c) K.-Q. Chen, H. Sheng, Q. Liu, P.-L. Shao and X.-Y. Chen, *Sci. China: Chem.*, 2021, **64**, 7; (d) K. Liu, M. Schwenzer and A. Studer, *ACS Catal.*, 2022, **12**, 11984.
- L. Wang, R. Ma, J. Sun, G. Zheng and Q. Zhang, *Chem. Sci.*, 2022, **13**, 3169.
- F.-D. Lu, Z.-C. Shu, G.-F. He, J.-C. Bai, L.-Q. Lu and W.-J. Xiao, *Org. Chem. Front.*, 2022, **9**, 5259.
- D. Liang, J.-R. Chen, L.-P. Tan, Z.-W. He and W.-J. Xiao, *J. Am. Chem. Soc.*, 2022, **144**, 6040.
- (a) C. Defieber, H. Grützmacher and E. M. Carreira, *Angew. Chem., Int. Ed.*, 2008, **47**, 4482; (b) K. Mori, K. Ohmori and K. Suzuki, *Angew. Chem., Int. Ed.*, 2009, **48**, 5638; (c) Y. Li and M.-H. Xu, *Chem. Commun.*, 2014, **50**, 3771.
- S. Jia, Z. Chen, N. Zhang, Y. Tan, Y. Liu, J. Deng and H. Yan, *J. Am. Chem. Soc.*, 2018, **140**, 7056.
- Z. Zhang, Z. Tang, Y. Qiu, J. Tang, S. Ye, Z. Li and J. Wu, *Chem Catal.*, 2022, **2**, 164.



- 28 (a) J. B. Metternich and R. Gilmour, *J. Am. Chem. Soc.*, 2015, **137**, 11254; (b) J. J. Molloy, J. B. Metternich, C. G. Daniliuc, A. J. B. Watson and R. Gilmour, *Angew. Chem., Int. Ed.*, 2018, **57**, 3168; (c) C. Zhu, H. Yue, B. Maity, I. Atodiresei, L. Cavallo and M. Rueping, *Nat. Catal.*, 2019, **2**, 678; (d) X. Jiang, E. Li, J. Chen and Y. Huang, *Chem. Commun.*, 2021, **57**, 729–732.
- 29 S. Poplata, A. Tröster, Y.-Q. Zou and T. Bach, *Chem. Rev.*, 2016, **116**, 9748.
- 30 (a) L. Dai, J. Guo, Q. Huang and Y. Lu, *Sci. Adv.*, 2022, **8**, eadd2574; (b) X. Zhou, Q. Huang, J. Guo, L. Dai and Y. Lu, *Angew. Chem., Int. Ed.*, 2023, **62**, e202310078; (c) X. Zhou, Q. Huang, J. Guo, L. Dai and Y. Lu, *Adv. Sci.*, 2024, 2309645.
- 31 L. Dai, X. Zhou, J. Guo, X. Dai, Q. Huang and Y. Lu, *Nat. Commun.*, 2023, **14**, 4813.
- 32 M. Huang, T. Pan, X. Jiang and S. Luo, *J. Am. Chem. Soc.*, 2023, **145**, 10917.
- 33 A. Bauer, F. Westkämper, S. Grimme and T. Bach, *Nature*, 2005, **436**, 1139.
- 34 C. S. Drucker, V. G. Toscano and R. G. Weiss, *J. Am. Chem. Soc.*, 1973, **95**, 6482.
- 35 A. Hölzl-Hobmeier, A. Bauer, A. V. Silva, S. M. Huber, C. Bannwarth and T. Bach, *Nature*, 2018, **564**, 240.
- 36 M. Plaza, J. Großkopf, S. Breitenlechner, C. Bannwarth and T. Bach, *J. Am. Chem. Soc.*, 2021, **143**, 11209.
- 37 (a) M. Plaza, C. Jandl and T. Bach, *Angew. Chem., Int. Ed.*, 2020, **59**, 12785; (b) T. Kratz, P. Steinbach, S. Breitenlechner, G. Storch, C. Bannwarth and T. Bach, *J. Am. Chem. Soc.*, 2022, **144**, 10133.

