

Cite this: *Mater. Adv.*, 2022,
3, 1071

Chalcogen-substituted PCBM derivatives as ternary components in PM6:Y6 solar cells†

José G. Sánchez,^{‡a} Andrea Cabrera-Espinoza,^{‡b} Eugenia Martínez-Ferrero,^{ib a}
Juan Luis Delgado^{ib *bc} and Emilio Palomares^{ib *ad}

Ternary organic solar cells (TOSCs) are a promising approach to enhance the power conversion efficiency in organic-based solar cells. The combination of fullerene and non-fullerene acceptors is employed to optimize the light absorption and phase separation for better charge dissociation and collection. Herein, we describe the synthesis and characterization of three chalcogen substituted **PCBM** derivatives with a 5-membered aromatic ring linked to the methyl ester position with the objective to study the relationship between interphase separation and power conversion efficiency. Therefore, the effects of furan, thiophene and selenophene in the **PCBM** derivatives (**PCBFu**, **PCBTh** and **PCBSe**, respectively) are investigated on the photovoltaic performance of ternary organic solar cells based on PM6:Y6. We observed that the addition of the **PCBTh** and **PCBSe** derivatives increases the short circuit current density and the fill factor pointing to the suppression of charge recombination. In addition, surface and thermal analysis confirms that the morphology is optimized in both cases, which implies that organized thin film nanomorphology is key for the suppression of carrier losses. The TOSC with **PCBTh** exhibited the highest power conversion efficiency among all the devices reaching 14.6%.

Received 5th October 2021,
Accepted 14th November 2021

DOI: 10.1039/d1ma00925g

rsc.li/materials-advances

Introduction

Organic solar cells (OSCs) are considered a potential cost-effective clean energy product due to their great features such as light weight, broad absorption in the visible range, solution-processing, and the capability to fabricate large, semi-transparent and flexible devices.^{1–3} Nowadays, single-junction OSCs have reached a power conversion efficiency (PCE) of over 18% under sun-simulated light irradiation under standard measurement conditions.^{4,5} One of the key factors to prepare efficient OSCs has been the development of the polymer electron donor PBDB-T and its derivatives (*e.g.* PBDB-TF, PBDB-T-SF, PBDB-Th to name a few).^{6,7} However, the solar to energy conversion efficiency of OSCs based on these electron donors mixed with the widely used fullerenes has been limited by the weak light absorption in the visible and near-infrared (NIR) regions of the fullerene acceptors.^{8–10} Thus, the

replacement of the fullerenes by non-fullerene acceptors such as ITIC-family, IDIC-family and more recently the Y-family with broader light absorption in the visible and NIR regions has allowed a rapid enhancement of PCE owing to the better harnessing of the solar energy.^{11–15} In this sense, the spark of great interest in OSCs has arisen from the good performance of devices based on the PBDB-T donor PM6 (poly[[4,8-bis[5-(2-ethylhexyl)-4-fluoro-2-thienyl]benzo [1,2-b:4,5-b']dithiophene-2,6-diyl]-2,5-thiophenediyl [5,7-bis(2-ethylhexyl)-4,8-dioxo-4*H*,8*H*-benzo [1,2-c:4,5-c']dithiophene-1,3-diyl]-2,5-thiophenediyl], see Fig. S1a, ESI†) and the Y-series acceptor Y6 (2,2'-((2*Z*,2'*Z*)-((12,13-bis(2-ethylhexyl)-3,9-diundecyl-12,13-dihydro [1,2,5]thiadiazolo [3,4-*e*]thieno [2'',3'':4',5'])thieno [2',3':4,5]pyrrolo [3,2-*g*]thieno [2',3':4,5]thieno [3,2-*b*]indole-2,10-diyl) bis (methanylylidene)) bis(5,6-difluoro-3-oxo-2,3-dihydro-1*H*-indene-2, 1-diylidene)dimalononitrile), see Fig. S1b, ESI†), which surpassed the long-standing PCE bottleneck of 15%¹⁶ and closes the gap with perovskite-based solar cells. Consequently, many approaches to improve the performance of PM6:Y6 OSCs have been reported in the literature.^{17,18} Among those, ternary OSCs (TOSCs, *i.e.* incorporating an extra donor or acceptor into the binary system) are one of the most promising strategies since the third component can complement the light absorption spectra of the host materials and positively intervene on the intermolecular charge transfer and transport.^{19–21} Fullerene acceptors (*e.g.* PC71BM) have been used as a third component to improve the charge transport and energy transfer of donor:non-fullerene acceptor binary systems.^{22,23} Currently, it has been demonstrated that adding 20% of PC₇₁BM and

^a Institute of Chemical Research of Catalonia-The Barcelona Institute of Science and Technology (ICIQ-BIST), Avda. Països Catalans, 16, Tarragona, E-43007, Spain. E-mail: epalomares@iciq.es

^b POLYMAT, University of the Basque Country UPV/EHU, Avenida de Tolosa 72, Donostia – San Sebastián 20018, Spain. E-mail: juanluis.delgado@polymat.eu

^c Ikerbasque, Basque Foundation for Science, Bilbao 48013, Spain

^d ICREA, Passeig Lluís Companys 23, Barcelona, E08010, Spain

† Electronic supplementary information (ESI) available: Synthetic procedure and characterization data. See DOI: 10.1039/d1ma00925g

‡ Contributed equally to this work.

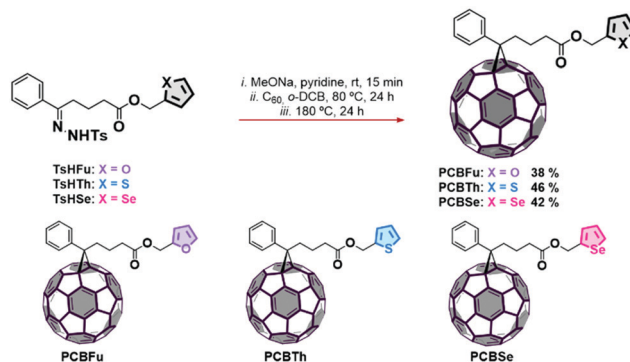


PCBM (related to the PM6) into the PM6:Y6 system is the optimum amount to achieve higher performance of devices.^{24,25} Thereby, we focused on the design and synthesis of **PCBM** derivatives compatible with the molecular structure of PM6 and Y6 capable of improving the charge generation and extraction of PM6:Y6 to obtain more efficient TOSCs. The **PCBM** derivatives featuring a 5-membered aromatic ring endowed with oxygen, sulphur or selenium chalcogen atoms (furan, thiophene and selenophene) could have an impact on the morphology of PM6:Y6, which may improve the performance of these devices. Several studies have reported before the impact of the non-fullerene acceptors containing furan, thiophene and selenophene molecules on the morphology and charge generation and extraction of OSCs.^{26–28} On the other hand, the thiophene derivative of the **PCBM** has been previously studied by other authors as an acceptor in binary systems in combination with poly-3-hexylthiophene (P3HT) or as a ternary component in P3HT:PCBM where it demonstrated their effect in the optimization of the macrophase separation due to the decrease in the interfacial surface energy.^{29,30} Thiophene derivatives of the **PCBM** have been also reported as electron transport materials in perovskite-based solar cells. However, the perovskite passivation activity of the S was not enough to increase the solar efficiency in comparison to the non-substituted **PCBM** molecule.³¹ To expand the study about the influence of sulphur in ternary organic solar cells to other chalcogens, in this study, we report the synthesis and characterization of **PCBM** substituted with furan (**PCBFu**), thiophene (**PCBTh**) or selenophene (**PCBSe**) as the third component in TOSCs based on PM6:Y6. The impact of the **PCBM**-derivatives on the photovoltaic parameters, recombination mechanism and morphology of TOSCs has been evaluated. Our results demonstrated that **PCBTh** and **PCBSe** have positive effects on the morphology and recombination of PM6:Y6, which result in more efficient TOSCs compared to binary OSCs. In the particular case of **PCBFu**, the furan ring leads to a higher recombination degree and leakage current, which limit the efficiency of TOSCs.

Results and discussion

Synthesis and characterization of the **PCBM** derivatives

Chalcogenophene-based fullerene derivatives PCBX (**PCBFu**, **PCBTh** and **PCBSe**) were synthesized following the procedure shown in Scheme 1. In brief, chalcogenophene-2-carboxaldehydes **1a–c** were reduced to the corresponding alcohols **2a–c** with NaBH₄. Subsequently, **3a–c** were obtained by the Steglich esterification reaction with 4-benzoylbutyric acid. The obtained ketoesters were then subjected to condensation reactions with p-tosylhydrazide forming the desired tosylhydrazones TsHX (**TsHSe**, **TsHTh** and **TsHFu**), which were transformed *in situ* to the active diazo species by treatment with sodium methoxy in pyridine as the solvent. The [2+1] cycloadditions with C₆₀ were carried out by heating the reaction mixtures at 80 °C and quenched when the formation of polyadducts was evidenced by thin-layer chromatography (TLC). The conversion of [5,6]-open isomers to the [6,6]-closed methanofullerenes was accomplished by heating at 180 °C. The chemical structures of the monoadducts were confirmed using NMR, FT-IR



Scheme 1 Synthesis route and molecular structure of the **PCBM** derivatives **PCBFu**, **PCBTh** and **PCBSe**. Synthetic yields are indicated as percentages.

spectroscopy, and MALDI-TOF spectrometry (see the ESI†, Fig. S3–S27). The ¹³C NMR spectra supported the structure of [6,6]-isomeric compounds, with the signal for the C(61) carbon (bridging carbon) appearing around 51.7 ppm and the only sp³-hybridized carbon atom of the fullerene appearing at 79.5–79.6 ppm. In the FT-IR spectra of the target compounds (**PCBSe**, **PCBTh** and **PCBFu**), a strong characteristic band corresponding to C₆₀ appears at ca. 523 cm⁻¹ and the bands at 1735 cm⁻¹ and 1146 cm⁻¹ reveal the presence of the ester moiety. The MALDI-TOF spectra of these compounds confirmed the presence of pure mono-substituted adducts, showing in each case the molecular ion peak at the appropriate *m/z* values. Moreover, all the mass spectra are consistent with the simulated isotopic distribution. The LUMO and HOMO energy levels of the three **PCBM** derivatives were established by cyclic voltammetry (CV) (Fig. S2, ESI†). The LUMO level of **PCBM**-derivatives was estimated from the first onset reduction potential ($E_{\text{red}}^{\text{red}}$ vs. Fe/Fe⁺) using the equation $E_{\text{LUMO}} = -e(E_{\text{red}}^{\text{red}} + 4.8)$, while the HOMO levels were calculated from $E_{\text{HOMO}} = E_{\text{LUMO}} - E_{\text{g}}$, where E_{g} is estimated from the onset of the absorption. The LUMO value of **PCBFu** is quite similar to that of **PCBM** (−3.94 and 3.91 eV, respectively). **PCBSe** and **PCBTh** have lower LUMO values (3.98 and 4.03 eV, respectively) than that of **PCBFu**. The HOMO of three derivatives (**PCBFu** = −5.80 eV, **PCBTh** = −5.89 eV, and **PCBSe** = −5.84 eV) is higher than that of **PCBM** (−5.93 eV). Fig. 1 shows the energy level alignment for materials used in the devices. The energy levels for PEDOT:PSS, PM6, Y6, **PCBM** and PDINO (*N,N'*-bis(*N,N*-dimethylpropan-1-amine oxide) perylene-3,4,9,10-tetracarboxylic diimide) were taken from the literature.^{16,32,33} All the optical and energetic properties of **PCBM**-derivatives are summarized in Table 1. It is worthy mentioning that the three derivatives have the same energy band gap (1.86 eV), which is lower than that of **PCBM** (2.02 eV). Therefore, the addition of chalcogens decreases the energy band gap in similar terms regardless of the nature of the substituting atom.

Photovoltaic properties

To assess the effect of **PCBM** derivatives on the PM6:Y6 based OSCs we fabricated devices following the conventional structure of ITO/PEDOT:PSS/PM6:Y6:PCB-X/PDINO/Al. Binary PM6:Y6 OSCs were also fabricated as control devices.



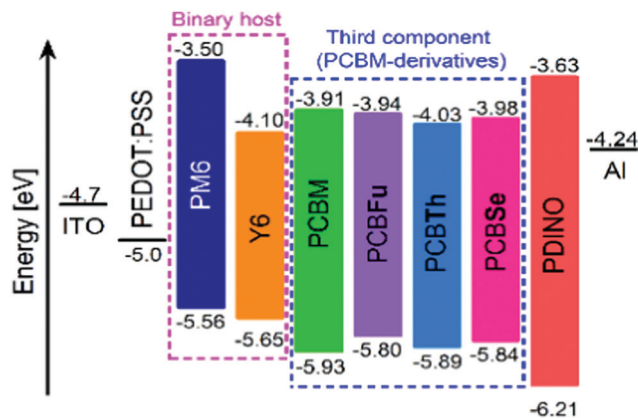


Fig. 1 Energy level alignment for **PCBFu**, **PCBTh**, and **PCBSe** and the materials used for the device fabrication. The energy levels for PEDOT:PSS, PM6, Y6, **PCBM** and PDINO were taken from the literature.

Table 1 Optical and energetics parameters of **PCBM** derivatives

Compound	λ_{abs} max [nm]	E_g^a [eV]	E_{red}^f [V]	E_{LUMO}^b [eV]	E_{HOMO}^c [eV]
PCBFu	670	1.86	-0.86	-3.94	-5.80
PCBTh	667	1.86	-0.77	-4.03	-5.89
PCBSe	669	1.86	-0.82	-3.98	-5.84

^a Estimated from the onset wavelength (λ_{abs}) of the UV-Vis spectra.

^b Estimated from the first onset reduction potential (E_{red}^f vs. Fe/Fe^+) as $E_{\text{LUMO}} = -e(E_{\text{red}}^f + 4.8)$. ^c Calculated as $E_{\text{HOMO}} = E_{\text{LUMO}} - E_g$.

The current density *versus* voltage (J - V) characteristics of PM6:Y6 (1:1.2) and PM6:Y6:PCBM-derivatives (1:1:0.2) were measured under one-sun illumination (AM 1.5 G, 100 mW cm⁻²). The J - V characteristics of the best binary and the ternary systems are depicted in Fig. 2a. The photovoltaic parameters including short-circuit current-density (J_{SC}), open-circuit voltage (V_{OC}), fill factor (FF) and power conversion efficiency (PCE) of all devices are listed in Table 2. The binary PM6:Y6 device shows a V_{OC} of 0.82 V, a J_{SC} of 27.51 mA cm⁻², a FF of 0.60 and a PCE of 13.42%. As listed in Table 2, the TOSCs with commercial **PCBM**, and with **PCBTh** and **PCBSe** show slightly lower J_{SC} (26.86 mA cm⁻², 27.10 mA cm⁻² and 26.99 mA cm⁻², respectively) than that of the binary OSCs. In contrast, the TOSC with **PCBFu** exhibits a much lower J_{SC} (25.71 mA cm⁻²) in comparison to the binary system.

As expected, the TOSC with **PCBM** shows the highest V_{OC} (0.83 V), while, the TOSC with **PCBTh** exhibits a similar V_{OC} (0.82 V) to that of the binary system. Interestingly, both TOSCs with **PCBFu** and **PCBSe** show a lower V_{OC} (0.80 V and 0.81 V, respectively) than that of binary OSCs. Theoretically, the V_{OC} value can be estimated by the energy offset between the HOMO of the donor and the LUMO of the acceptor³⁴ and thus the expected V_{OC} of TOSC-**PCBFu** and -**PCBSe** should be higher than that of the binary OSC, but lower than that of TOSC-**PCBM**. These results suggest that the V_{OC} is limited by the loss mechanisms when adding **PCBFu** and **PCBSe** and discards the presence of alloyed states.³⁵ It is noteworthy that all the TOSCs

have higher FF compared to the binary device, with the TOSC-**PCBTh** having the highest FF value. The improvement of FF is reflected in the increase of the PCE of most of the ternary devices, with TOSC-**PCBTh** having the highest value of 14.65%, followed by TOSC-**PCBM** (14.36%) and lastly the TOSC-**PCBSe** (13.97%). Despite the TOSC-**PCBFu** exhibiting a better FF in comparison to the binary OSC, its PCE is lower (12.88%), which is mainly limited by the simultaneous decrease of its J_{SC} and V_{OC} .

The improvement of the FF may arise from the increase of the shunt resistance, which reduces the leakage current of the host system when a certain amount of PCBM derivatives is added. In order to confirm this hypothesis, the dark J - V characteristics of binary and TOSCs were measured and are depicted in Fig. 2b. All the ternary devices, except **PCBFu**, have a lower leakage current than the binary one suggesting a decrease of charge recombination.³⁶ In addition, the dark J - V curves of TOSCs based on **PCBM**, **PCBTh** and **PCBSe** exhibited similar behaviour in the forward bias. On the other hand, those of both binary OSC and TOSC-**PCBFu** showed different behaviour in the forward range of 0.2–0.7 V, which is typically associated with the recombination current region.³⁷ To further analyse the variations in the J_{SC} of devices, external quantum efficiency (EQE) measurements were performed. Fig. 2c shows the EQE spectra and the integrated J_{SC} of the binary OSC and ternary devices. The calculated J_{SC} values from the integration of the EQE spectra corroborate those calculated from J - V curves within a $\sim 5\%$ mismatch (see Table 2).

The lower J_{SC} of TOSC-**PCBFu** can be ascribed to its lower EQE compared to the other devices. At this point, the lower J_{SC} and EQE of the TOSC with **PCBFu** cannot be attributed to the non-complementary absorption spectra since the absorption spectrum of PM6:Y6:PCBFu is quite similar to those of other ternary systems (Fig. 2d). On the other hand, the TOSC-**PCBTh** has shown a higher intensity of EQE in the absorption range of 300–450 nm compared to the binary system, which agrees with the UV-Vis spectra. This behaviour is not observed for TOSCs based on **PCBM** and **PCBSe**, although in both cases there is complementary photon absorption in the 300–400 nm region. Moreover, the higher J_{SC} of the binary OSC results from its higher EQE because of stronger absorption in the range of 650–850 nm as observed in the UV-Vis spectrum (Fig. 2d). The lower absorption of all the TOSC series in this range comes from the lower ratio of the Y6 acceptor in ternary blends compared to the binary blend (1 and 1.2, respectively). These results demonstrate that PCBM-derivatives do not contribute to the photon absorption, and consequently to the J_{SC} improvement in TOSCs.

Light intensity dependence of J - V characteristics

The analysis of J - V characteristics as a function of light intensity is a common approach to assess the recombination mechanisms in photovoltaic devices. Fig. 3a shows the dependence of J_{SC} and V_{OC} against different light intensities (P_{light}). The variation of J_{SC} vs. P_{light} is fitted by the power-law function $J_{\text{SC}} \propto P_{\text{light}}^\alpha$ (Fig. 3a), where α represents the bimolecular recombination degree. The α value close to unity indicates that the bimolecular recombination is negligible and a limited space charge is not present under short-circuit



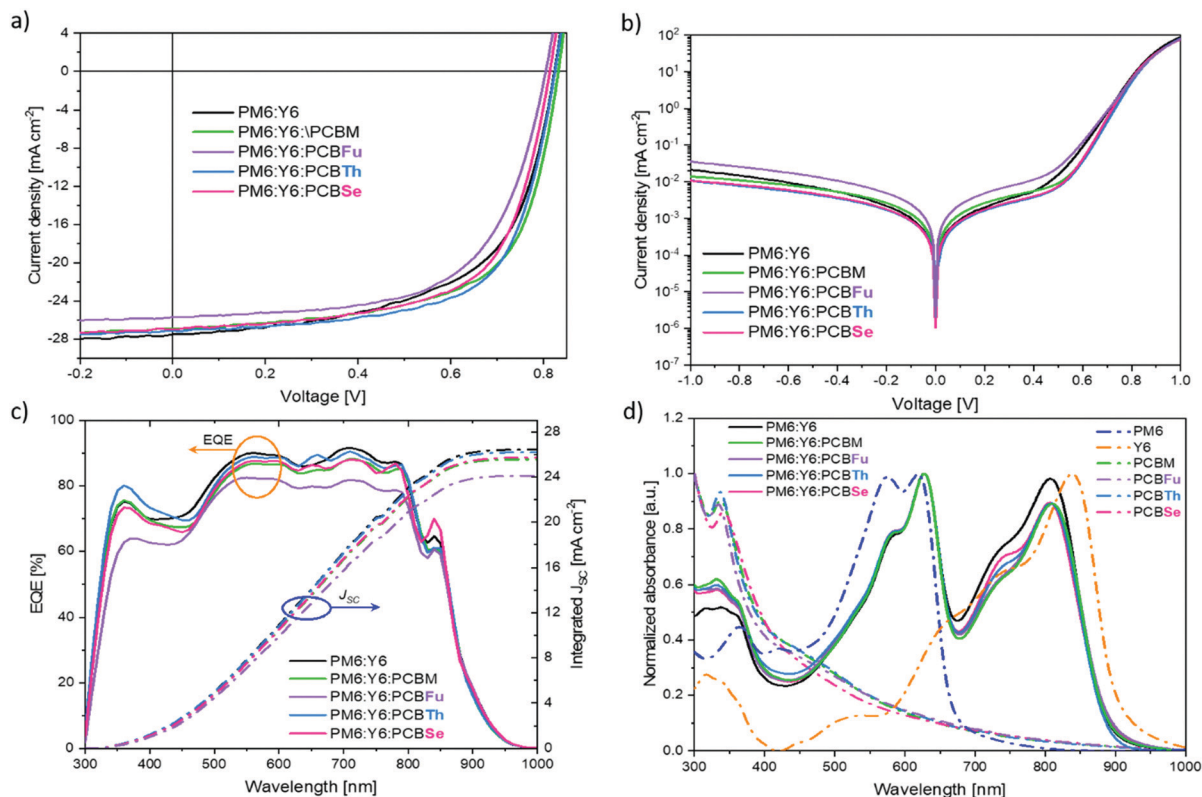


Fig. 2 Best current-density vs. voltage (J - V) characteristics under (a) simulated AM 1.5 G illumination and (b) dark conditions, and (c) EQE spectra (solid lines) and integrated J_{sc} (dash dot lines) of binary OSCs and ternary OSCs with **PCBM**, **PCBFu**, **PCBTh**, and **PCBSe**. (d) Absorption spectra of neat PM6, Y6 and **PCBM**-derivatives (dash dot lines) and the blends, PM6:Y6:PCBM-derivatives (solid lines).

Table 2 Photovoltaic parameters of binary OSC (PM6:Y6) and ternary devices (PM6:Y6:PCBM-derivatives) recorded under AM 1.5 G illumination

Device	J_{sc} [mA cm^{-2}]	Integrated J_{sc} ^a [mA cm^{-2}]	V_{oc} [V]	FF	PCE [%]
PM6:Y6	27.51 (27.09)	26.43	0.82 (0.82)	0.60 (0.59)	13.42 (13.24)
PM6:Y6:PCBM	26.86 (27.02)	25.56	0.83 (0.83)	0.64 (0.63)	14.36 (14.33)
PM6:Y6:PCBFu	25.71 (25.25)	24.11	0.80 (0.80)	0.62 (0.61)	12.88 (12.37)
PM6:Y6:PCBTh	27.10 (26.97)	26.19	0.82 (0.82)	0.65 (0.65)	14.65 (14.55)
PM6:Y6:PCBSe	26.99 (26.56)	25.72	0.81 (0.81)	0.63 (0.64)	13.97 (13.85)

Average values in parenthesis were calculated from over eight devices. ^a Calculated J_{sc} from the integration of EQE spectra.

conditions.³⁸ The binary and all ternary devices exhibited a similar α value ($\alpha \sim 0.83$) indicating that all the devices are affected by a similar degree of bimolecular recombination and that the addition of a third component does not affect this process. Since all devices showed similar alpha values, the differences in the J_{sc} and EQE values of binary and ternary OSCs cannot be related to the bimolecular recombination. To gain more insight into the recombination losses, we calculated the ideality factor (n_{id}) by fitting the logarithmic V_{oc} vs. P_{light} plot (Fig. 3b) by the equation $V_{oc} \propto (n_{id}kT/q)\ln(P_{light})$, where k is the Boltzmann constant, T is the temperature in kelvin, and q is the elementary charge.

Typically, the n_{id} value lies in the range $1 < n_{id} < 2$; a n_{id} value equal to unity indicates the presence of bimolecular recombination, while a n_{id} value higher than 1 indicates that the charge recombination is governed by monomolecular and

trap-assisted recombination mechanisms.^{39,40} The n_{id} values are 1.19, 1.09, 1.05 and 1.04 for binary, TOSC-PCBM, -PCBTh and -PCBSe devices, respectively, indicating that the addition of the **PCBM** derivatives decreases the monomolecular and trap-assisted recombination in the devices. These results demonstrated that trap-assisted recombination in PM6:Y6-based OSCs can be minimized by adding a small amount of **PCBM** as the third component. Importantly, the TOCs with **PCBM**-derivatives (**PCBTh** and **PCBSe**) exhibited the lowest degree of trap-assisted recombination.

Photoluminescence measurements

Photoluminescence (PL) quenching measurements were performed to analyse the charge transfer behaviour in binary and ternary films. Fig. 4 displays the logarithmic PL spectra of the



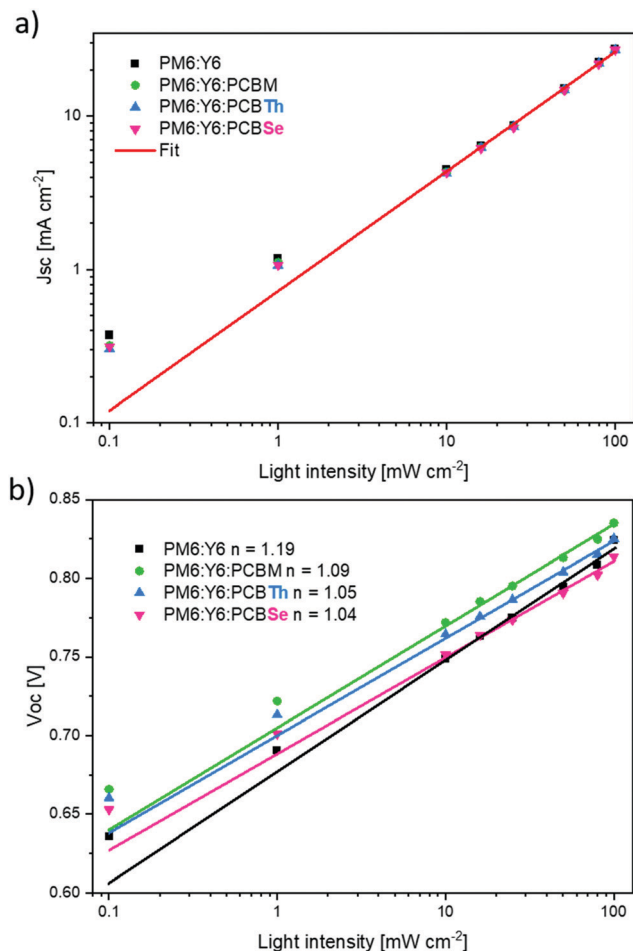


Fig. 3 (a) J_{sc} and (b) V_{oc} light dependence of binary OSCs and ternary OSCs with **PCBM**, **PCBTh**, and **PCBSe**.

neat PM6, binary (PM6:Y6) and ternary (PM6:Y6:PCBM-derivatives) films measured with an excitation wavelength of 550 nm, where the neat PM6 film showed the strongest absorption. After adding the different acceptors, the peak at 678 nm, corresponding to the PM6, decreases by one order of magnitude, indicating that there is a charge transfer between the donor PM6 and the different acceptors. The ternary films prepared with **PCBM**, **PCBTh** and **PCBSe** showed a higher quenching degree of the PM6 signal than that of binary PM6:Y6, which proves an enhancement of the charge transfer. Thus, the improvement of the performance parameters of TOSCs with those **PCBM**-derivatives could be attributed to the better charge transfer. On the other hand, the ternary film with **PCBFu** showed a lower quenching degree of PM6 than the binary film, indicating that the presence of the furan substituent decreases the charge transfer. This result could explain the lower J_{sc} and EQE and performance of this TOSC.

Morphological characterization

To further investigate the effect of the lateral chain substitution on the performance of ternary cells, atomic force microscopy (AFM) characterization has been performed on the samples.

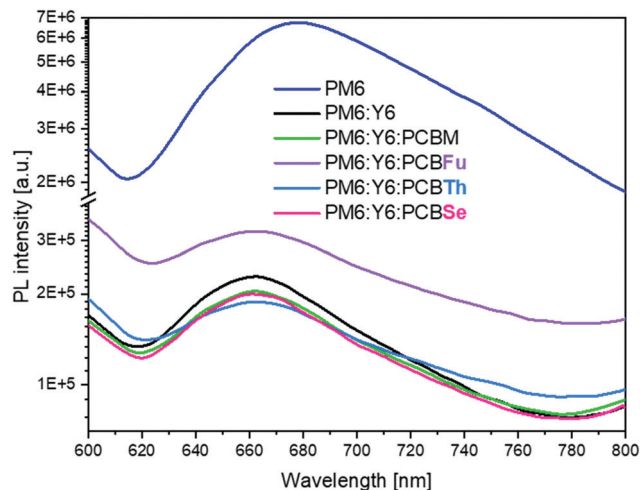


Fig. 4 Photoluminescence spectra of neat PM6, binary PM6:Y6 and ternary blends, PM6:Y6:PCBM-derivatives (**PCBM**, **PCBFu**, **PCBTh**, and **PCBSe**) after excitation at 550 nm.

Fig. 5 shows the height and phase images of the binary and ternary films deposited on glass. The binary cell PM6:Y6 shows a structure composed of nanofibers, typical of PM6-containing films,⁴¹ with marked phase separation which results in a film roughness of almost 5 nm. The addition of **PCBM** to the blend reduces the size of the fibrils and the domains thereby decreasing the roughness to 2.03 nm. The addition of the chalcogene containing ligand of **PCBM** leads to subtle changes in the final morphology of the ternary blends. Furan has little impact in comparison to **PCBM**. The RMS is similar although the phase distribution is slightly smaller. On the other hand, thiophene gives rise to an increase in the domains and the RMS. The phase distribution allows seeing bigger domains whereas the RMS increases to 2.4 nm. Finally, the selenophene enhances the mixture of the components of the blend, giving rise to the smoothest surface, with an RMS of 1.4 nm, and smaller nanofibrous domains.

To evaluate the vertical phase segregation, water contact angle measurements have been performed on films of neat donor and acceptor materials, and films of the blends (see Table 3). The contact angle values for the neat donor PM6 and acceptor Y6 materials are $99.90 \pm 7.77^\circ$ and $96.00 \pm 3.50^\circ$, respectively. Regarding the neat **PCBM** derivatives, the water contact angles are similar pointing to a small influence of the chalcogenide substituent on the variation of the hydrophobicity of the sample. However, there is a small trend following the electronegativity of the atomic substituent, being furan more hydrophilic than selenophene. However, the measurement of the values of the water contact angle on the ternary blends reveals different behaviours depending on the nature of the **PCBM** derivative. Thus, **PCBM** shows partial segregation of the three components while in **PCBFu** there is strong preferential segregation of the **PCBFu** towards the surface of the photoactive layer. On the other hand, the water contact angle in the **PCBTh** and **PCBSe** devices corresponds mostly to the average values of the components suggesting the intermixing of all of them.






Fig. 5 AFM height (top) and phase (bottom) images of the blend films, (a) PM6:Y6, (b) PM6:Y6:PCBM, (c) PM6:Y6:PCBFu, (d) PM6:Y6:PCBTh and (e) PM6:Y6:PCBSe. The scan size is $1 \times 1 \mu\text{m}$.

Table 3 Contact angle measurements of the water droplet on neat donor and acceptors films, and on ternary blend films

Neat film	Contact angle [$^{\circ}$]	Ternary film	Contact angle [$^{\circ}$]
PM6	99.70 ± 7.77	PM6:Y6:PCBM	92.33 ± 5.28
Y6	96.00 ± 1.45	PM6:Y6:PCBFu	89.54 ± 0.94
PCBM	89.98 ± 1.77	PM6:Y6:PCBTh	98.60 ± 0.94
PCBFu	90.05 ± 1.45	PM6:Y6:PCBSe	94.84 ± 4.70
PCBTh	90.39 ± 1.84		
PCBSe	92.06 ± 2.37		

Contact angle values were averaged over 4 measurements at 4 different positions for each sample.

We have also performed DSC measurements of the PCBM derivatives (Fig. S28, ESI †). The thermogram of PCBM reveals three endothermic peaks at 250° , corresponding to the crystallization temperature and at 276 and 284°C for the melting point. PCBFu shows undefined peaks between 180 and 250°C suggesting the amorphous nature of the molecule, whereas PCBTh possesses a single endothermic peak at 269°C . Finally, PCBSe shows a melting temperature of 299°C . The thermograms of the binary blends (Fig. S29, ESI †) show two endothermic peaks at 250.7 and 296.3°C , assigned to the melting points of Y6. Upon addition of the ternary component, only the peak associated with the Y6 is clearly visible, due to the low concentration of the ternary component in the blend. Moreover, the melting temperatures of the blends decrease as compared to those of the binary blend (Table S1, ESI †). This is assigned to the modification of the crystallinity and the molecular arrangement in the active layer. The shift in the melting temperature is proportional to the performance of the devices. On the other hand, the decrease in the enthalpy of the peak associated with the melting temperature of Y6 suggests that the aggregation of the acceptor molecule has been restrained. Again, a higher decrease is associated with higher performance. This is in agreement with the AFM measurements, where the RMS is lowered upon the addition of the ternary component

demonstrating that an optimized mixture of the components is key to achieve higher efficiencies.

Conclusions

Ternary cells have been prepared combining PCBM chalcogen derivatives with the PM6:Y6 host. The nature of the chalcogen has a strong effect on the performance of the devices. Thus, the furan substituent, although enhances the FF, allows for lower J_{SC} and V_{OC} arising from a higher leakage current probably due to the low affinity with the other components of the blend, resulting in strong phase segregation. The rest of the PCBM derivatives do not affect the rate of bimolecular recombination but decrease the trap assisted recombination. This is translated to a higher FF and V_{OC} and a lower leakage current in comparison with those of the binary blend and is assigned to the partial mixing of the three components that also favours charge transfer. Finally, the PCBTh derivative offers the best results, especially because of higher J_{SC} when compared to the other derivatives. The optimized phase segregation and mixing of the three components facilitate the charge separation and reduce the trap assisted recombination which results in an increase of the FF giving the highest PCE of 14.6%.

This study highlights the effect of fullerene acceptors containing thiophene and selenophene rings as a promising approach to improve the efficiency of ternary OSCs. Moreover, it opens the way to further enhance the efficiency of the devices if more efficient fullerenes such as PC71BM are applied.

Experimental

Synthesis of PCBM-derivatives

The details of the entire synthetic procedure and characterization data are provided in the ESI † .



Device fabrication

Patterned indium tin oxide (ITO) glass substrates (15 Ω /sq) were cleaned with an alkaline cleaning concentrate (Hellmanex) diluted in deionized water, acetone, methanol and isopropanol in an ultrasonic bath for 15 min consecutively. The ITO-substrates were dried under dry nitrogen and then treated in a UV-ozone cleaner for 20 min. The poly(3,4-ethylenedioxythiophene) polystyrene sulfonate (PEDOT:PSS) as a hole transporting material was spin-coated on the patterned ITO glass substrates at 4000 rpm for 40 s and then annealed at 150 °C for 10 min under an air atmosphere. After annealing, the substrates were transferred to a glovebox filled with nitrogen. The binary PM6:Y6 (1:1.2 w/w) and ternary PM6:Y6:PCBM-derivative (PCBM, PCBFu, PCBTh, PCBSe, 1:1:0.2 w/w) solutions were prepared by dissolving the donor and acceptors materials in chloroform and 1-chloronaphthalene dry solvents (99.5:0.5 v/v). The concentration of PM6 was 7 mg mL⁻¹ for all the solutions. The binary and all the ternary solutions were spin-coated on the PEDOT:PSS layer at 1800 rpm for 40 s. Then, the samples were annealed at 100 °C for 10 min. The PDINO as an electron transporting material (ETM) was dissolved in anhydrous methanol (1 mg mL⁻¹). PDINO solution was spin-coated on active layers at 3000 rpm for 40 s. Finally, 100 nm of aluminum (Al) as the metal cathode were thermally evaporated on top of the active layer through a shadow mask with an effective area of 9 mm².

Characterization

Ultraviolet and visible (UV-Vis). The UV-Vis measurements were carried out using an Agilent Cary 60 UV-Vis spectrophotometer with two silicon detectors, double beam optics, a Czerny-Turner monochromator, 190–1100 nm range and the light source is a xenon flash lamp.

Photovoltaics measurements. All *J-V* characteristics were determined in the forward voltage sweep direction from -1 to 1 V at room temperature under dark and illumination conditions. The illumination measurements were carried out using a solar simulator (Abet Technologies model 11 000 class type A, Xenon arc) and a Keithley 2400 source-measurement unit. The light intensity was calibrated using a NREL certified monocrystalline silicon photodiode. The *J-V* measurements with different light intensities were obtained using different optical filters.

External quantum efficiency measurements. EQE data were recorded using quantum efficiency measurement systems from Lasing, S.A. (IPCE-DC, LS1109-232) and a Newport 2936-R power-meter unit. The EQE measurements were taken under a wavelength sweep from 300 nm to 1000 nm.

Photoluminescence measurements (PL). The fluorescence spectra were recorded in the range of 600–800 nm with an excitation wavelength of 550 nm using a spectrofluorimeter Fluorolog from Horiba Jobin Yvon Lrd with PMT and InGaAs detectors.

Atomic force microscopy measurements. AFM was performed in tapping mode on a molecular imaging model Pico SPM II (pico+). Images were recorded in air using silicon probes with a radius of 2–3 nm and at a resonant frequency of 150 kHz.

Contact angle measurements. The contact angles of PM6, Y6, and PCBM derivative films, as well as binary PM6:Y6 and ternary PM6:Y6:PCBM-derivative films were measured by using an optical tensiometer (Attension® Theta Lite), using the sensile drop technique. The measurements were carried out under ambient conditions by applying water droplets of 10 μ L. The contact angle values were averaged over 4 measurements at 4 different positions for each film.

Author contributions

A. C. E synthesized and characterized the PCBFu, PCBTh and PCBSe acceptors under the supervision of J. L. D. J. G. S. fabricated and characterized the binary and ternary devices under the supervision of E. M. F and E. P. All authors have discussed the results and participated in the writing of this manuscript.

Conflicts of interest

There are no conflicts to declare.

Acknowledgements

J. G. S., E. M. F. and E. P. thank MINECO (project PID2019-109389RB-I00) and SGR-AGAUR 2017SGR00978. E. P. is also thankful to ICIQ, CERCA, and ICREA for financial support. A. C. E. and J. L. D. acknowledges Ikerbasque, the Basque Foundation for Science, for an “Ikerbasque Research Associate” contract, the Polymat Foundation and the MICINN of Spain for RED2018-102815-T and RTI2018-101782-B-I00 grants.

References

- 1 G. Yu, J. Gao, J. C. Hummelen, F. Wudl and A. J. Heeger, *Science*, 1995, **270**, 1789–1791.
- 2 G. Dennler, M. C. Scharber and C. J. Brabec, *Adv. Mater.*, 2009, **21**, 1323–1338.
- 3 Y. Liu, N. Qi, T. Song, M. Jia, Z. Xia, Z. Yuan, W. Yuan, K. Q. Zhang and B. Sun, *ACS Appl. Mater. Interfaces*, 2014, **6**, 20670–20675.
- 4 Q. Liu, Y. Jiang, K. Jin, J. Qin, J. Xu, W. Li, J. Xiong, J. Liu, Z. Xiao, K. Sun, S. Yang, X. Zhang and L. Ding, *Sci. Bull.*, 2020, **65**, 272–275.
- 5 Y. Lin, Y. Firdaus, F. H. Isikgor, M. I. Nugraha, E. Yengel, G. T. Harrison, R. Hallani, A. El-Labban, H. Faber, C. Ma, X. Zheng, A. Subbiah, C. T. Howells, O. M. Bakr, I. McCulloch, S. De Wolf, L. Tsetseris and T. D. Anthopoulos, *ACS Energy Lett.*, 2020, **5**, 2935–2944.
- 6 J. Hou, O. Inganäs, R. H. Friend and F. Gao, *Nat. Mater.*, 2018, **17**, 119–128.
- 7 Z. Zheng, H. Yao, L. Ye, Y. Xu, S. Zhang and J. Hou, *Mater. Today*, 2020, **35**, 115–130.



- 8 X. Zhan, Z. Tan, B. Domercq, Z. An, X. Zhang, S. Barlow, Y. Li, D. Zhu, B. Kippelen and S. R. Marder, *J. Am. Chem. Soc.*, 2007, **129**, 7246–7247.
- 9 M. Z. Abdul Aziz, K. Higashimine, N. Shioya, T. Shimoaka, T. Hasegawa, H. Sakai, V. Vohra and H. Murata, *RSC Adv.*, 2020, **10**, 37529–37537.
- 10 Y. He and Y. Li, *Phys. Chem. Chem. Phys.*, 2011, **13**, 1970–1983.
- 11 Y. Lin, J. Wang, Z. G. Zhang, H. Bai, Y. Li, D. Zhu and X. Zhan, *Adv. Mater.*, 2015, **27**, 1170–1174.
- 12 B. Guo, W. Li, X. Guo, X. Meng, W. Ma, M. Zhang and Y. Li, *Adv. Mater.*, 2017, **29**, 1–7.
- 13 G. Forti, A. Nitti, P. Osw, G. Bianchi, R. Po and D. Pasini, *Int. J. Mol. Sci.*, 2020, **21**, 1–16.
- 14 H. Sun, F. Chen and Z. K. Chen, *Mater. Today*, 2019, **24**, 94–118.
- 15 S. Li, C.-Z. Li, M. Shi and H. Chen, *ACS Energy Lett.*, 2020, **5**, 1554–1567.
- 16 J. Yuan, Y. Zhang, L. Zhou, G. Zhang, H. L. Yip, T. K. Lau, X. Lu, C. Zhu, H. Peng, P. A. Johnson, M. Leclerc, Y. Cao, J. Ulanski, Y. Li and Y. Zou, *Joule*, 2019, **3**, 1140–1151.
- 17 Q. Guo, Q. Guo, Y. Geng, A. Tang, M. Zhang, M. Du, X. Sun and E. Zhou, *Mater. Chem. Front.*, 2021, **5**, 3257–3280.
- 18 Z. C. Wen, H. Yin and X. T. Hao, *Surf. Interfaces*, 2021, **23**, 100921.
- 19 Q. Ma, Z. Jia, L. Meng, J. Zhang, H. Zhang, W. Huang, J. Yuan, F. Gao, Y. Wan, Z. Zhang and Y. Li, *Nano Energy*, 2020, **78**, 105272.
- 20 N. Gasparini, S. H. K. Paleti, J. Bertrandie, G. Cai, G. Zhang, A. Wadsworth, X. Lu, H.-L. Yip, I. McCulloch and D. Baran, *ACS Energy Lett.*, 2020, **5**, 1371–1379.
- 21 W. Tang, W. Peng, M. Zhu, H. Jiang, W. Wang, H. Xia, R. Yang, O. Inganäs, H. Tan, Q. Bian, E. Wang and W. Zhu, *J. Mater. Chem. A*, 2021, **9**, 20493–20501.
- 22 H. Dahiya, V. Cuesta, P. De La Cruz, F. Langa and G. D. Sharma, *ACS Appl. Energy Mater.*, 2021, **4**, 4498–4506.
- 23 M. Privado, H. Dahiya, P. de la Cruz, M. L. Keshtov, F. Langa and G. D. Sharma, *J. Mater. Chem. C*, 2021, **9**, 16272–16281.
- 24 T. Yan, W. Song, J. Huang, R. Peng, L. Huang and Z. Ge, *Adv. Mater.*, 2019, **31**, 1–8.
- 25 M. A. Pan, T. K. Lau, Y. Tang, Y. C. Wu, T. Liu, K. Li, M. C. Chen, X. Lu, W. Ma and C. Zhan, *J. Mater. Chem. A*, 2019, **7**, 20713–20722.
- 26 G. Y. Ge, W. Xiong, K. K. Liu, H. S. Ryu, S. S. Wan, B. Liu, A. Mahmood, H. R. Bai, J. F. Wang, Z. Wang, H. Y. Woo, Y. Sun and J. L. Wang, *J. Mater. Chem. C*, 2021, **9**, 1923–1935.
- 27 Y. Chen, J. Liang, Y. Yu, L. Wang, C. Weng and P. Shen, *Org. Electron.*, 2021, **89**, 106015.
- 28 Suman, A. Bagui, R. Datt, V. Gupta and S. P. Singh, *Chem. Commun.*, 2017, **53**, 12790–12793.
- 29 L. M. Popescu, P. Van'T Hof, A. B. Sieval, H. T. Jonkman and J. C. Hummelen, *Appl. Phys. Lett.*, 2006, **89**, 3–6.
- 30 Y. C. Lai, T. Higashihara, J. C. Hsu, M. Ueda and W. C. Chen, *Sol. Energy Mater. Sol. Cells*, 2012, **97**, 164–170.
- 31 O. Fernandez-Delgado, E. Castro, C. R. Ganivet, K. Fossnacht, F. Liu, T. Mates, Y. Liu, X. Wu and L. Echegoyen, *ACS Appl. Mater. Interfaces*, 2019, **11**, 34408–34415.
- 32 Y. He, G. Zhao, B. Peng and Y. Li, *Adv. Funct. Mater.*, 2010, **20**, 3383–3389.
- 33 J. Yao, B. Qiu, Z. G. Zhang, L. Xue, R. Wang, C. Zhang, S. Chen, Q. Zhou, C. Sun, C. Yang, M. Xiao, L. Meng and Y. Li, *Nat. Commun.*, 2020, **11**, 1–10.
- 34 C. Yang, J. Zhang, N. Liang, H. Yao, Z. Wei, C. He, X. Yuan and J. Hou, *J. Mater. Chem. A*, 2019, **7**, 18889–18897.
- 35 X. Wang, Q. Sun, J. Gao, X. Ma, J. H. Son, S. Y. Jeong, Z. Hu, L. Niu, H. Y. Woo, J. Zhang and F. Zhang, *Sol. RRL*, 2021, **5**, 1–9.
- 36 D. Huang, Y. Li, Z. Xu, S. Zhao, L. Zhao and J. Zhao, *Phys. Chem. Chem. Phys.*, 2015, **17**, 8053–8060.
- 37 J. D. Servaites, M. A. Ratner and T. J. Marks, *Energy Environ. Sci.*, 2011, **4**, 4410–4422.
- 38 D. Credgington, Y. Kim, J. Labram, T. D. Anthopoulos and J. R. Durrant, *J. Phys. Chem. Lett.*, 2011, **2**, 2759–2763.
- 39 S. R. Cowan, A. Roy and A. J. Heeger, *Phys. Rev. B: Condens. Matter Mater. Phys.*, 2010, **82**, 1–10.
- 40 T. Kirchartz and J. Nelson, *Phys. Rev. B: Condens. Matter Mater. Phys.*, 2012, **86**, 1–12.
- 41 F. Du, H. Wang, Z. Zhang, L. Yang, J. Cao, J. Yu and W. Tang, *Mater. Horiz.*, 2021, **8**, 1008–1016.

