

Cite this: *Chem. Sci.*, 2019, 10, 3237

All publication charges for this article have been paid for by the Royal Society of Chemistry

Received 15th November 2018

Accepted 28th January 2019

DOI: 10.1039/c8sc05096a

rsc.li/chemical-science

Synthesis of ^{18}F -difluoromethylarenes using aryl boronic acids, ethyl bromofluoroacetate and ^{18}F fluoride†

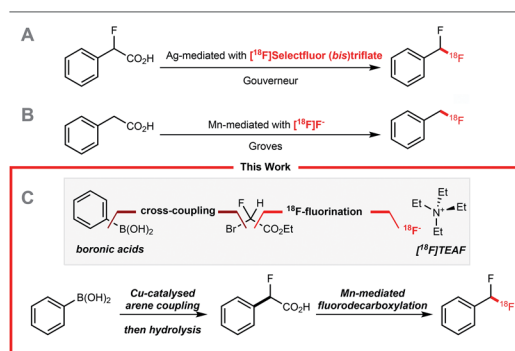
Jeroen B. I. Sap,^a Thomas C. Wilson,^a Choon Wee Kee,^{ID}^a Natan J. W. Straathof,^{ID}^a Christopher W. am Ende,^b Paramita Mukherjee,^b Lei Zhang,^b Christophe Genicot^c and Véronique Gouverneur^{ID}^{*a}

Herein, we report the radiosynthesis of ^{18}F -difluoromethylarenes *via* the assembly of three components, a boron reagent, ethyl bromofluoroacetate, and cyclotron-produced non-carrier added ^{18}F fluoride. The two key steps are a copper-catalysed cross-coupling reaction, and a Mn-mediated ^{18}F -fluorodecarboxylation.

Introduction

Positron emission tomography (PET) is a molecular imaging technique that requires molecules labelled with a positron-emitting radionuclide. Fluorine-18 is a widely used positron-emitting radionuclide in part due to its favourable decay properties, and the numerous clinical applications of 2-deoxy-2- ^{18}F fluoro-D-glucose, a radiopharmaceutical prepared from ^{18}F fluoride.¹ While radiochemists have in recent years focused their efforts on methods enabling ^{18}F -fluorination² and ^{18}F -trifluoromethylation of (hetero)arenes,^{2,3} ^{18}F -difluoromethylation reactions have been less studied despite the importance of the CF_2H motif⁴ in radioligand design for drug discovery programmes. In 2013, we reported a Ag(I)-mediated ^{18}F -fluorodecarboxylation of 2-fluoro-2-arylacetic acids with ^{18}F Selectfluor (bis)triflate leading to ^{18}F ArCF₂H.⁵ Subsequently, we disclosed a Ag(I)-mediated halogen exchange reaction using ^{18}F fluoride.⁶ In 2016, a multi-step method to label ^{18}F ArCF₂H from aryl (pseudo)halides was disclosed by Ritter and co-workers.⁷ Later, Liang and co-workers demonstrated that halogen exchange of benzyl (pseudo)halides with ^{18}F fluoride followed by oxidative benzylic C–H fluorination with Selectfluor afforded ^{18}F ArCF₂H with improved molar activity.⁸ Despite these advances, ^{18}F -difluoromethylation remains a challenging problem, especially for structurally complex targets. We initially considered adapting difluoromethylation reactions operating *via* C–H

functionalisation.⁹ Whilst this strategy is ideal for (hetero)arenes with innate reactivity leading to site-selective ^{18}F -difluoromethylation, substrates that are not reactive or too reactive would be unsuitable, thereby limiting applicability for radioligand synthesis. We therefore opted to develop a method using pre-functionalised aryl boron reagents; these are amenable to ^{18}F -fluorination and ^{18}F -trifluoromethylation,¹⁰ so extension to ^{18}F -difluoromethylation was viewed as a valuable development. Building on our Ag(I)-mediated ^{18}F -fluorodecarboxylation towards ^{18}F ArCF₂H,⁵ a reaction requiring ^{18}F Selectfluor (bis)triflate (Scheme 1A),¹¹ and on the Mn-mediated fluorodecarboxylation reported by Groves and co-workers, a reaction using ^{18}F fluoride (Scheme 1B),^{12,13} we envisaged that the ^{18}F -fluorodecarboxylation of 2-fluoro-2-arylacetic acids with ^{18}F fluoride could afford ^{18}F ArCF₂H. The beneficial effect of fluorine substitution on radical stabilisation would be favorable for this process.^{5,14} This approach would require a robust method to cross-couple the aryl boron reagent with ethyl bromofluoroacetate followed by hydrolysis to



Scheme 1 (A) Ag(I)-mediated ^{18}F -fluorodecarboxylation with ^{18}F Selectfluor (bis)triflate. (B) Mn(III)-mediated ^{18}F -fluorodecarboxylation with ^{18}F fluoride towards ^{18}F ArCH₂F. (C) Synthetic plan towards ^{18}F ArCF₂H from boron reagents and ^{18}F fluoride.

^aChemistry Research Laboratory, Department of Chemistry, Oxford University, OX1 3TA Oxford, UK. E-mail: veronique.gouverneur@chem.ox.ac.uk; Tel: +44 (0)1865 285002

^bPfizer Inc., Medicine Design, Eastern Point Road, Groton, Connecticut 06340, and 1 Portland Street, Cambridge, Massachusetts 02139, USA

^cGlobal Chemistry, UCB New Medicines, UCB Biopharma Sprl, 1420 Braine-L'Alleud, Belgium

† Electronic supplementary information (ESI) available. See DOI: 10.1039/c8sc05096a



access the carboxylic acid precursor; we gave preference to a coupling methodology applying Cu-catalysis instead of Pd or Ni, a decision driven by guidelines for residual metals in (radio) pharmaceuticals.¹⁵ The proposed strategy therefore relies on three readily available components, the boron reagent, ethyl bromofluoroacetate, and [¹⁸F]fluoride (Scheme 1C).¹⁶

Results and discussion

Preliminary experiments demonstrated that the model fluoro-substituted carboxylic acid **1a** is amenable to fluorodecarboxylation with fluoride. When an equimolar mixture of **1a** and **2a** was treated with Mn(tmp)Cl (2.5 mol%), Et₃N·3HF (1.2 equiv.) and PhIO (3.3 equiv.) in MeCN at 50 °C, **3a** and **4a** were obtained in 44% and 20% yield, respectively. This result indicates that the fluorine-substituted precursor **1a** is more reactive than non-fluorinated **2a** towards fluorodecarboxylation (Scheme 2A). We verified that product **4a** did not undergo fluorination *via* C–H functionalisation under these conditions.¹⁷ When an excess of **1a** (1 equiv.) was treated with TBAF (0.1 equiv.), PhIO (0.5 equiv.) and Mn(tmp)Cl (0.2 equiv.) in MeCN, **3a** was obtained in 50% yield (determined by ¹⁹F NMR based on TBAF consumption) (Scheme 2B). Notably, quantitative fluoride incorporation was observed applying similar reaction conditions to the preformed hypervalent iodine complex **5a** (Scheme 2C). These preliminary data boded well for ¹⁸F-labeling with [¹⁸F]fluoride as the limiting reagent, and prompted the development of a robust protocol to convert aryl boron reagents into 2-fluoro-2-arylacetic acids.

The cross-coupling of arylboronic acids and ethyl bromofluoroacetate has been reported using an excess of boron reagent under Ni or Pd catalysis, but has not been accomplished under Cu catalysis.^{18–22} Initial studies reacting [1,1'-biphenyl]-4-

ylboronic acid **6a** (2 equiv.) with ethyl bromofluoroacetate (1 equiv.) in the presence of 1,10-phenanthroline (**L1**, 20 mol%), CuI (20 mol%) and Cs₂CO₃ (2 equiv.) in dioxane (0.2 M) under N₂ at 100 °C afforded **7a** in 7% yield (Table 1, entry 1). When 2,2':6',2''-terpyridine (**L2**) was used as the ligand, the yield was significantly improved to 58% yield (Table 1, entry 2). When the stoichiometry was altered to 1 equivalent of **6a** and 2 equivalents of ethyl bromofluoroacetate in the presence of 4,4',4''-tert-butyl-2,2':6',2''-terpyridine (**L3**) in toluene instead of dioxane **7a** was obtained in 63% yield (Table 1, entry 3). Further optimisation increasing the concentration led to the optimal protocol consisting of treating **6a** (0.1 mmol) with ethyl bromofluoroacetate (0.2 mmol), Cs₂CO₃ (0.2 mmol), CuI (20 mol%) and **L3** (20 mol%) in toluene (0.4 M) at 100 °C. Under these reaction conditions, **7a** was isolated in 82% yield (Table 1, entry 4). A one-pot sequence involving cross-coupling followed by hydrolysis with MeOH and aqueous K₂CO₃ afforded **8a** isolated in 75% yield (Table 1, entry 5). In the absence of ligand and/or copper source (Table 1, entries 6, 7), no product formation was observed. Furthermore, no reaction was observed with CuCl₂ (Table 1, entry 8), or when the reaction solvent was DMF or DMSO (Table 1, entry 9).

These optimised conditions gave access to a range of 2-fluoro-2-arylacetic acids (Scheme 3). The reaction is broad in scope and tolerates various functional groups, for example alkyl **8c–8e** and **8s–8u**, alkoxy **8f**, **8g**, trifluoromethyl **8h**, bromo **8p**, **8q**, iodo **8r**, and aldehyde **8i** all performed well. Substrates featuring heterocycles such as dibenzofuran **8j**, pyridine **8k**,

Table 1 Optimisation of the Cu-catalysed cross-coupling of aryl boronic acid **6a** with ethyl bromofluoroacetate towards ester **7a** and the corresponding carboxylic acid **8a**^a



Scheme 2 (A) Competition studies evaluating the effect of fluorine substitution on fluorodecarboxylation. (B) Reaction with sub-stoichiometric fluoride. (C) Reaction of iodine(III) complex **5a** with sub-stoichiometric fluoride. Yields of isolated products. Mn(tmp)Cl = Mn(III) meso-tetra(2,4,6-trimethylphenyl)porphyrin chloride. ^dYield determined by ¹⁹F NMR using α,α,α -trifluorotoluene as internal standard.



Entry	Solvent	Cu-source	Ligand	Product	Yield ^b
1 ^c	Dioxane (0.2 M)	CuI	L1	7a	7%
2 ^c	Dioxane (0.2 M)	CuI	L2	7a	58%
3	Toluene (0.2 M)	CuI	L3	7a	63%
4 ^d	Toluene (0.4 M)	CuI	L3	7a	82% ^e
5 ^d	Toluene (0.4 M)	CuI	L3	8a	75% ^{e,f}
6 ^d	Toluene (0.4 M)	CuI	—	7a	0%
7 ^d	Toluene (0.4 M)	—	—	7a	0%
8 ^d	Toluene (0.4 M)	CuCl ₂	L2	7a	0%
9 ^d	DMF or DMSO (0.2 M)	CuI	L3	7a	0%

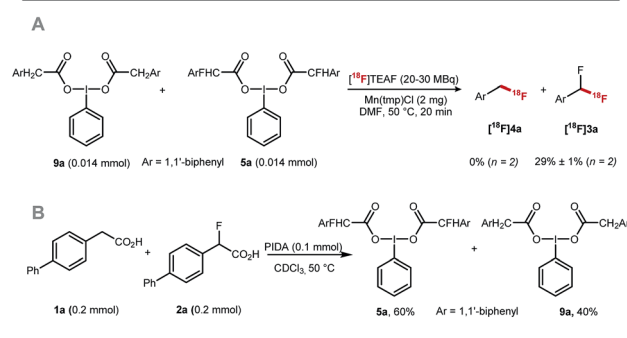
^a Screening reactions performed on 0.1 mmol scale. ^b Yield determined by ¹⁹F-NMR using α,α,α -trifluorotoluene as internal standard. ^c 2 equiv. of **6a** and 1 equiv. of ethyl bromofluoroacetate. ^d 1 equiv. of **6a**, and 2 equiv. of ethyl bromofluoroacetate. ^e Yield of isolated product. ^f One-pot procedure towards **8a**.





Scheme 3 Scope of Cu-catalysed cross-coupling. The reactions were performed on a 0.3 mmol scale. Conditions: CuI (20 mol%), L3 (20 mol%), aryl boronic acid (1 equiv.), ethyl bromofluoroacetate (2 equiv.), Cs₂CO₃ (2 equiv.), toluene (0.4 M) at 100 °C for 18 h then one-pot hydrolysis with K₂CO₃ (10 equiv.), MeOH/H₂O (1 : 1), 5 h. ^aHydrolysis performed as a subsequent step with K₂CO₃ (5 equiv.). ^bReaction run on 5 mmol scale. All yields are of isolated products.

triazole **8l**, and pyrazoles **8m**, **8n** are also suitable coupling partners applying our optimised protocol affording the desired products in 40% to 70% yield. Additionally, this cross-coupling



Scheme 4 (A) Competition experiment subjecting equimolar amount of **9a** and **5a** to [¹⁸F]fluorodecarboxylation. (B) Competition experiment reacting equimolar amount of **1a** and **3a** with PIDA.

chemistry afforded **8o**, a derivative of fenofibrate, in 72% yield. Finally, the reaction was amenable to scale-up to 5 mmol (Scheme 3, **8m**).

The key ¹⁸F-fluorodecarboxylation step was studied next (Table 2). We started our investigation applying protocol A that consists of reacting in one-pot **8b** (0.11 mmol) with PhIO (0.33 mmol), Mn(tmp)Cl (2 mg) and [¹⁸F]TEAF (20–30 MBq) in MeCN (600 μL) at 50 °C; this protocol led to only traces of [¹⁸F]**3b** (Table 2, entry 1). When the loading of PhIO (0.02 mmol) and MeCN (300 μL) was reduced, [¹⁸F]**3b** was obtained in 6% ± 1% radiochemical conversion (RCC) (Table 2, entry 2). Similar results were obtained in DMF (Table 2, entry 3). Reducing the stoichiometry of **8b** led to a significant increase in RCC (22% ± 7%) (Table 2, entry 4). When applying protocol B which consists of mixing **8b** with PhIO, a process generating complex **5b**, prior to the addition of Mn(tmp)Cl (2 mg) and [¹⁸F]TEAF (20–30 MBq)

Table 2 Optimisation studies for the [¹⁸F]fluorodecarboxylation of **8b**

Entry	Starting material (mmol)	Protocol	Solvent	PhIO (mmol)	RCC ^{a,b} (n = 2)
1	8b (0.11)	A	MeCN ^c	0.33	3% ± 1%
2	8b (0.11)	A	MeCN ^d	0.02	6% ± 1%
3	8b (0.11)	A	DMF ^d	0.02	7% ± 2%
4	8b (0.055)	A	DMF ^{d,e}	0.02	22% ± 7%
5	5b (0.014)	B	DMF ^{d,e}	—	40% ± 10% ^f
6	5b (0.014)	B	DMF ^{d,e}	—	0% ± 0% ^g
7	8b (0.014)	A	MeCN ^d	0.02	0% ± 0% ^h
8	5b (0.014)	B	DMF ^{d,e}	—	0% ± 0% ⁱ

^a Radiochemical conversion. ^b n = number of reactions. ^c 600 μL of MeCN. ^d 300 μL of MeCN. ^e MeCN removed at 100 °C after dispensing [¹⁸F]TEAF. ^f (n = 10). ^g Reaction temperature = 100 °C. ^h Catalyst is Mn(tmp)OTf. ⁱ No Mn Catalyst.



and DMF (300 μ L), a drastic improvement was observed, and [^{18}F]3b was obtained in 40% \pm 10% RCC ($n = 10$) (Table 2, entry 5). When the reaction was run at 100 $^{\circ}\text{C}$, the formation of [^{18}F]3b was not observed (Table 2, entry 6). No ^{18}F -labelled product was obtained when Mn(tmp)OTs was used as catalyst, or in the absence of Mn(tmp)Cl (Table 2, entries 7 and 8).

The fluorine substituent is advantageous for ^{18}F -fluorodecarboxylation as demonstrated with a competition experiment subjecting equimolar amount of pre-formed hypervalent iodine(III) complexes 9a and 5a to ^{18}F -fluorination with [^{18}F]TEAF, Mn(tmp)Cl at 50 $^{\circ}\text{C}$ in DMF. Difluoromethylarene [^{18}F]3a was the only product observed in the crude reaction mixture (Scheme 4A). Furthermore, an additional competition experiment

showed that the iodine(III) complex 5a is formed preferentially to 9a (Scheme 4B). Fluorine substitution therefore facilitates the two steps of the process leading to fluorodecarboxylation.

Protocol B was applied to a selection of arenes using 20–30 MBq of [^{18}F]fluoride (Scheme 5). Ether, alkyl, aldehyde, ketone, pyridine, triazole, pyrazole, dibenzofuran motifs were all tolerated. The highest RCCs were obtained for electron rich arenes. [^{18}F]3o derived from a boronic acid analogue of fenofibrate was successfully labelled in 23% \pm 4% ($n = 4$). The boronic acid derivative of the COX-II inhibitor ZA140 6z was transformed into the labelled difluoromethylated product [^{18}F]3z in 15% \pm 2% RCC ($n = 3$).

The ^{18}F -fluorodecarboxylation of 5b performed with 841 MBq of [^{18}F]fluoride required further optimisation. For this experiment, [^{18}F]fluoride was captured on an anion exchange cartridge then eluted using a solution of Mn(tmp)Cl in methanol, resulting in 85% ^{18}F -recovery. Lowering the starting material stoichiometry to 0.007 mmol of 5b and changing the solvent from DMF to DCE afforded the cartridge-purified [^{18}F]3b in a decay corrected RCY of 12% and a molar activity of 3.0 GBq μmol^{-1} in a total synthesis time of 30 minutes.²³

Pleasingly, ^{18}F -fluorodecarboxylation also enabled access to the [^{18}F]ArOCF₂H motif. The only known route to label this motif was reported by our group, and required a multi-step synthesis of the ArOCHFCl precursors which were themselves prepared from ArOCHF₂O₂H.²⁴ The reaction of estrone (1.0 equiv.) with ethyl bromofluoroacetate (1.5 equiv.) and K₂CO₃ (2.5 equiv.) in DMF (2 mL) at room temperature followed by a subsequent hydrolysis with aqueous NaOH (2.5 equiv.) in 1 : 1 H₂O/Et₂O afforded the precursor required for fluorodecarboxylation. ^{18}F -labelling applying protocol B afforded [^{18}F]11a in 21% \pm 6% RCC ($n = 3$).

Conclusions

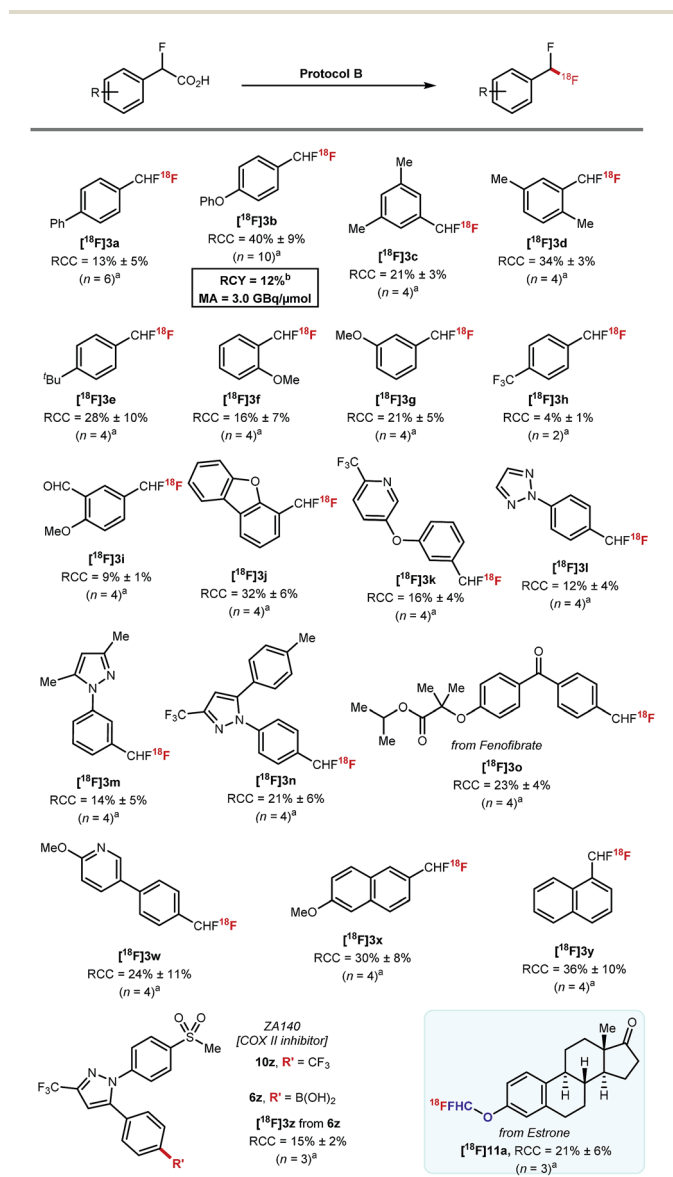
In summary, a novel method was developed to transform aryl boronic acids to [^{18}F]ArCF₂H. Prior to labelling, the cross-coupling with ethyl bromofluoroacetate was accomplished under Cu catalysis followed by *in situ* hydrolysis. The radioisotope ^{18}F is then introduced in the last step applying a Mn-mediated fluorodecarboxylation with readily available [^{18}F]fluoride. This study has unveiled three key features for this last transformation. Firstly, the fluorine substituent on the carboxylic acid precursor is advantageous for fluorodecarboxylation; secondly, the benefit of performing the hypervalent iodine complex prior to ^{18}F -fluorination; and thirdly, we have established that Mn-mediated fluorodecarboxylation enables access to [^{18}F]ArOCF₂H in addition to [^{18}F]ArCF₂H.

Conflicts of interest

There are no conflicts to declare.

Acknowledgements

This work was supported by Pfizer, and the Engineering and Physical Sciences Research Council (EP/N509711/1) (studentship



^aArCHFCO₂H (0.028 mmol), PhIO (0.5 equiv.), MeCN (1 mL), 50 $^{\circ}\text{C}$, 10 min then addition of [^{18}F]TEAF (20–30 MBq) Mn(tmp)Cl (2 mg), DMF (300 μ L), 50 $^{\circ}\text{C}$, 20 min. ^bArCHFCO₂H (0.014 mmol), PhIO (0.5 equiv.), MeCN (1 mL), 50 $^{\circ}\text{C}$, 10 min then addition of [^{18}F]Mn(tmp)F (841 MBq) DCE (300 μ L), 60 $^{\circ}\text{C}$, 20 min.



to J. B. I. S.). We also acknowledge the financial support from the Cancer Research UK (C5255/A16466) (T. C. W.), The Agency for Science, Technology and Research (A*STAR, Singapore) (fellowship to C. W. K.), and UCB (N. J. W. S).

References

- (a) S. M. Ametamey, M. Honer and P. A. Schubiger, *Chem. Rev.*, 2008, **108**, 1501; (b) P. M. Matthews, E. A. Rabiner, J. Passchier and R. N. Gunn, *Br. J. Clin. Pharmacol.*, 2012, **73**, 175.
- (a) P. W. Miller, N. J. Long, R. Vilar and A. D. Gee, *Angew. Chem., Int. Ed.*, 2008, **47**, 8998; (b) Z. Gao, Y. H. Lim, M. Tredwell, L. Li, S. Verhoog, M. Hopkinson, W. Kaluza, T. L. Collier, J. Passchier, M. Huiban and V. Gouverneur, *Angew. Chem., Int. Ed.*, 2012, **51**, 6733; (c) B. H. Rotstein, N. A. Stephenson, N. Vasdev and S. H. Liang, *Nat. Commun.*, 2014, **5**, 4365; (d) E. L. Cole, M. N. Stewart, R. Littich, R. Hoareau and P. J. H. Scott, *Curr. Top. Med. Chem.*, 2014, **14**, 875; (e) M. Tredwell, S. M. Preshlock, N. J. Taylor, S. Gruber, M. Huiban, J. Passchier, J. Mercier, C. Genicot and V. Gouverneur, *Angew. Chem., Int. Ed.*, 2014, **53**, 7751; (f) A. V. Mossine, A. F. Brooks, K. J. Makaravage, J. M. Miller, N. Ichiishi, M. S. Sanford and P. J. H. Scott, *Org. Lett.*, 2015, **17**, 5780; (g) C. N. Neumann, J. M. Hooker and T. Ritter, *Nature*, 2016, **534**, 369; (h) S. Preshlock, M. Tredwell and V. Gouverneur, *Chem. Rev.*, 2016, **116**, 719; (i) M. K. Narayanam, G. Ma, P. A. Champagne, K. N. Houk and J. M. Murphy, *Angew. Chem., Int. Ed.*, 2017, **56**, 13006; (j) X. Deng, J. Rong, L. Wang, N. Vasdev, L. Zhang, L. Josephson and S. Liang, *Angew. Chem., Int. Ed.*, 2018, DOI: 10.1002/anie.201805501.
- (a) M. Huiban, M. Tredwell, S. Mizuta, Z. Wan, X. Zhang, T. L. Collier, V. Gouverneur and J. Passchier, *Nat. Chem.*, 2013, **5**, 941; (b) D. van der Born, C. Sewing, J. D. M. Herscheid, A. D. Windhorst, R. V. Orru and D. J. Vugts, *Angew. Chem., Int. Ed.*, 2014, **53**, 11046; (c) T. Rühl, W. Raffique, V. T. Lien and P. J. Riss, *Chem. Commun.*, 2014, **50**, 6056.
- (a) N. A. Meanwell, *J. Med. Chem.*, 2011, **54**, 2529; (b) Y. Zafrani, D. Yeffet, G. Sod-Moriah, A. Berliner, D. Amir, D. Marciano, E. Gershonov and S. Saphier, *J. Med. Chem.*, 2017, **60**, 797; (c) C. D. Sessler, M. Rahm, S. Becker, J. M. Goldberg, F. Wang and S. J. Lippard, *J. Am. Chem. Soc.*, 2017, **139**, 9325; (d) N. A. Meanwell, *J. Med. Chem.*, 2018, **61**, 5822; (e) D. Rageot, T. Bohnacker, A. Melone, J. B. Langlois, C. Borsari, P. Hillmann, A. M. Sele, F. Beaufile, M. Zvelebil, P. Hebeisen, W. Löscher, J. Burke, D. Fabbro and M. P. Wymann, *J. Med. Chem.*, 2018, **61**, 10084; (f) G. W. Rewcastle, S. A. Gamage, J. U. Flanagan, R. Frederick, W. A. Denny, B. C. Baguley, P. Kestell, R. Singh, J. D. Kendall, E. S. Marshall, C. L. Lill, W.-J. Lee, S. Kolekar, C. M. Buchanan, S. M. F. Jamieson and P. R. Shepherd, *J. Med. Chem.*, 2011, **54**, 7105; (g) F. Jeppsson, S. Eketjäll, J. Janson, S. Karlström, S. Gustavsson, L. L. Olsson, A. C. Radesäter, B. Ploeger, G. Cebers, K. Kolmodin, B. M. Swahn, S. von Berg, T. Bueters and J. Fälting, *J. Biol. Chem.*, 2012, **287**, 41245.
- S. Mizuta, I. S. Stenhagen, M. O'Duill, J. Wolstenhulme, A. K. Kirjavainen, S. J. Forsback, M. Tredwell, G. Sandford, P. R. Moore, M. Huiban, S. K. Luthra, J. Passchier, O. Solin and V. Gouverneur, *Org. Lett.*, 2013, **15**, 2648.
- S. Verhoog, L. Pfeifer, T. Khotavivattana, S. Calderwood, T. L. Collier, K. Wheelhouse, M. Tredwell and V. Gouverneur, *Synlett*, 2016, **27**, 25.
- H. Shi, A. Braun, L. Wang, S. H. Liang, N. Vasdev and T. Ritter, *Angew. Chem., Int. Ed.*, 2016, **55**, 10786.
- G. Yuan, F. Wang, N. A. Stephenson, L. Wang, B. H. Rotstein, N. Vasdev, P. Tang and S. H. Liang, *Chem. Commun.*, 2017, **53**, 126.
- (a) Y. Fujiwara, J. A. Dixon, R. A. Rodriguez, R. D. Baxter, D. D. Dixon, M. R. Collins, D. G. Blackmond and P. S. Baran, *J. Am. Chem. Soc.*, 2012, **134**, 1494; (b) T. T. Tung, S. B. Christensen and J. Nielsen, *Chem.-Eur. J.*, 2017, **23**, 18125; (c) R. Sakamoto, H. Kashiwagi and K. Maruoka, *Org. Lett.*, 2017, **19**, 5126.
- T. C. Wilson, T. Cailly and V. Gouverneur, *Chem. Soc. Rev.*, 2018, **47**, 6990.
- H. Teare, E. G. Robins, A. Kirjavainen, S. Forsback, G. Sandford, O. Solin, S. K. Luthra and V. Gouverneur, *Angew. Chem., Int. Ed.*, 2010, **49**, 6821.
- X. Huang, W. Liu, J. M. Hooker and J. T. Groves, *Angew. Chem., Int. Ed.*, 2015, **54**, 5241.
- X. Huang, W. Liu, H. Ren, R. Neelamegam, J. M. Hooker and J. T. Groves, *J. Am. Chem. Soc.*, 2014, **136**, 6842.
- W. R. Dolbier, *Chem. Rev.*, 1996, **96**, 1557.
- Source: <http://www.ich.org/products/guidelines/quality/article/quality-guidelines.html>, accessed on 20/09/18.
- Our attempts to assemble one-pot the aryl boron reagent, ethyl bromofluoroacetate and [¹⁸F]fluoride were not fruitful. Details in ESI.†
- See the ESI.†
- Y. Wu, H.-R. Zhang, Y.-X. Cao, Q. Lan and X.-S. Wang, *Org. Lett.*, 2016, **18**, 5564.
- C. Guo, X. Yue and F. L. Qing, *Synthesis*, 2010, **11**, 1837.
- Y. M. Su, G. S. Feng, Z. Y. Wang, Q. Lan and X. S. Wang, *Angew. Chem., Int. Ed.*, 2015, **54**, 6003.
- T. Xia, L. He, Y. A. Liu, J. F. Hartwig and X. Liao, *Org. Lett.*, 2017, **19**, 2610.
- A. Fahandj-Sadi and R. J. Lundgren, *Synlett*, 2017, **28**, 2886.
- All radiochemical yields (RCYs) are decay corrected.
- T. Khotavivattana, S. Verhoog, M. Tredwell, L. Pfeifer, S. Calderwood, K. Wheelhouse, T. L. Collier and V. Gouverneur, *Angew. Chem., Int. Ed.*, 2015, **54**, 9991.

