



Cite this: *Org. Chem. Front.*, 2015, 2, 163

Received 6th November 2014,  
Accepted 12th December 2014

DOI: 10.1039/c4qo00291a

rs.c.li/frontiers-organic

## Difluoromethyl 2-pyridyl sulfone: a versatile carbonyl *gem*-difluoroolefination reagent

Bing Gao, Yanchuan Zhao, Jingyu Hu and Jinbo Hu\*

This tutorial account describes a robust carbonyl *gem*-difluoroolefination reagent, difluoromethyl 2-pyridyl sulfone (2-PySO<sub>2</sub>CF<sub>2</sub>H), developed by our group, recently. The guidelines for its laboratory preparation and application are presented in detail for potential users.

### Introduction


Fluoroalkenes have attracted extensive research interest from the synthetic community for decades owing to their unique properties and important applications.<sup>1,2</sup> Recently, exploring new reagents and methods for the synthesis of *gem*-difluoroolefins with high reliability and broad scope has become particularly active.<sup>3,4</sup> Taking into account the cost and availability of the starting materials, the deoxygenative *gem*-difluoroolefination of carbonyl compounds is particularly attractive.<sup>4</sup> We have recently developed a new reagent, difluoromethyl 2-pyridyl sulfone (2-PySO<sub>2</sub>CF<sub>2</sub>H), which is capable of converting various

aldehydes, ketones, and even some lactones to their corresponding *gem*-difluoroolefins, efficiently.<sup>5</sup> Preliminary mechanistic studies have disclosed that this reaction is a typical Julia–Kocienski olefination.<sup>5,6</sup> This reagent has also found broad applications in related synthetic methodologies.<sup>7–13</sup> In this tutorial account, we aim to provide a detailed introduction on the preparation and application of 2-PySO<sub>2</sub>CF<sub>2</sub>H as a *gem*-difluoroolefination reagent, which we hope could serve as a useful guideline for potential users.

### Results and discussion


The Julia–Kocienski olefination has been widely employed as a powerful tool to synthesize alkenes from carbonyl compounds.<sup>6</sup> Generally, a carbonyl substrate firstly undergoes a nucleophilic addition with a heteroarenesulfonyl-substituted

Key Laboratory of Organofluorine Chemistry, Shanghai Institute of Organic Chemistry, Chinese Academy of Sciences, 345 Lingling Road, Shanghai 200032, China. E-mail: jinbohu@sioac.ac.cn



Bing Gao

Bing Gao was born in Sichuan, China in 1986. He received his B.S. degree in chemistry from Jilin University in 2009, and received his Ph.D. degree in 2014 from the Shanghai Institute of Organic Chemistry, Chinese Academy of Science (SIOC, CAS) under the supervision of Professor Jinbo Hu. He is currently a research assistant at the CAS Key Laboratory of Organofluorine Chemistry, SIOC. His doctoral research focused on the preparation and transformation of fluoroalkenes.



Yanchuan Zhao

Yanchuan Zhao was born in Jilin, China, in 1983. He received his Ph.D. degree in 2012 from the Shanghai Institute of Organic Chemistry, Chinese Academy of Sciences (SIOC, CAS) under the guidance of Professor Jinbo Hu, working in the field of organofluorine chemistry and focusing on the development of novel fluoroalkylation and fluoroolefination reagents. He is currently a postdoctoral research associate with Professor Timothy M. Swager at the Massachusetts Institute of Technology, where he uses <sup>19</sup>F NMR to fingerprint various organic molecules. His scientific interests include chemical sensors, molecular recognition, mechanochemistry, and organofluorine chemistry.

carbanion, and then the resulting adduct rearranges spontaneously to afford a sulfinate salt, which fragmentizes to give the alkene product. A series of heteroaryl sulfones have been successively developed and investigated since the pioneering discovery by Julia, among which the 1-*tert*-butyl-1*H*-tetrazol-5-yl (TBT), 1,3-benzothiazol-2-yl (BT), 1-phenyl-1*H*-tetrazol-5-yl (PT) sulfones have been found to be most effective. Nevertheless, the 2-pyridyl (2-Py) sulfone derivatives have been less studied and rarely used in conventional Julia-Kocienski reactions. We recently succeeded in the synthesis of mono-fluorinated alkenes from aldehydes and ketones with  $\text{TBTSO}_2\text{CH}_2\text{F}$ .<sup>14</sup> However, its difluoromethyl analogue ( $\text{TBTSO}_2\text{CF}_2\text{H}$ ) could not afford the *gem*-difluoroolefination product under similar conditions, indicating an unusual reactivity as a result of the increased fluorine-substitution. Meanwhile, the BT- and PT-sulfones also provided unsatisfactory results.<sup>5b</sup> We tried to make minimal modulations on difluoromethyl phenyl sulfone ( $\text{PhSO}_2\text{CF}_2\text{H}$ ) that is known as an efficient nucleophilic difluoromethylation reagent.<sup>15</sup> The optimization of the aryl group finally led to the new compound 2-PySO<sub>2</sub>CF<sub>2</sub>H, which was later found to be a powerful *gem*-difluoroolefination reagent.

Difluoromethyl 2-pyridyl sulfone was prepared according to the following procedure: (1) the difluoromethylation of 2-mercaptopyridine (2-PySH) with difluorochloromethane ( $\text{HCF}_2\text{Cl}$ ) or diethyl bromodifluoromethanephosphonate [ $\text{BrCF}_2\text{P}(\text{O})(\text{OEt})_2$ ];<sup>5,10</sup> (2) the oxidation of 2-PySCF<sub>2</sub>H under either the  $\text{NaIO}_4/\text{RuCl}_3 \cdot x\text{H}_2\text{O}(\text{cat.})/\text{CH}_3\text{CN}/\text{CCl}_4/\text{H}_2\text{O}$  conditions or the  $\text{H}_2\text{O}_2/\text{Na}_2\text{WO}_4 \cdot 2\text{H}_2\text{O}(\text{cat.})/\text{MeOH}$  conditions (the later one is preferred; however, caution should be exercised to avoid  $\text{H}_2\text{O}_2$  residual during the work-up step).<sup>8,9</sup> The raw materials are inexpensive and the reaction can be scaled up to the hectogram scale in the laboratory without the requirement

of chromatographic purification (distillation for the first step and crystallization for the second step). Obtained as a colourless crystal, this reagent is fairly stable when exposed to air, moisture, and visible light for more than two years (Fig. 1). It is now commercially available and is also called the “Hu reagent”.<sup>10</sup>

In a typical carbonyl *gem*-difluoroolefination procedure (Fig. 2, condition A),<sup>5b</sup> an excess amount of base ( $\text{KOtBu}$  solved in 1.0 mL DMF, 1.8 equiv.) was slowly injected into a DMF solution of a substrate (1.2 equiv.) and 2-PySO<sub>2</sub>CF<sub>2</sub>H (0.5 mmol) at  $-50^\circ\text{C}$  under a  $\text{N}_2$  atmosphere, the reaction mixture was subsequently warmed to  $-40^\circ\text{C}$  over 15 min and then quenched with 3 M HCl (tips: the temperature during the HCl-quenching step should be maintained at a relatively low level,  $-40^\circ\text{C}$  in most cases, so as to avoid side-reactions). Normally, most of the aldehydes and ketones were readily converted to *gem*-difluoroolefins in high yields. The reaction is reliable, easy-to-operate, and reproducible even on large scales. For instance, both anisic aldehyde (Fig. 2, 80%) and the precursor of thrombin inhibitor SSR182289A<sup>16</sup> (Fig. 2, 78%) could

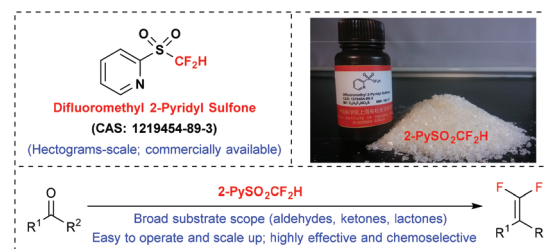



Fig. 1 Difluoromethyl 2-pyridyl sulfone and its carbonyl *gem*-difluoroolefination reaction.



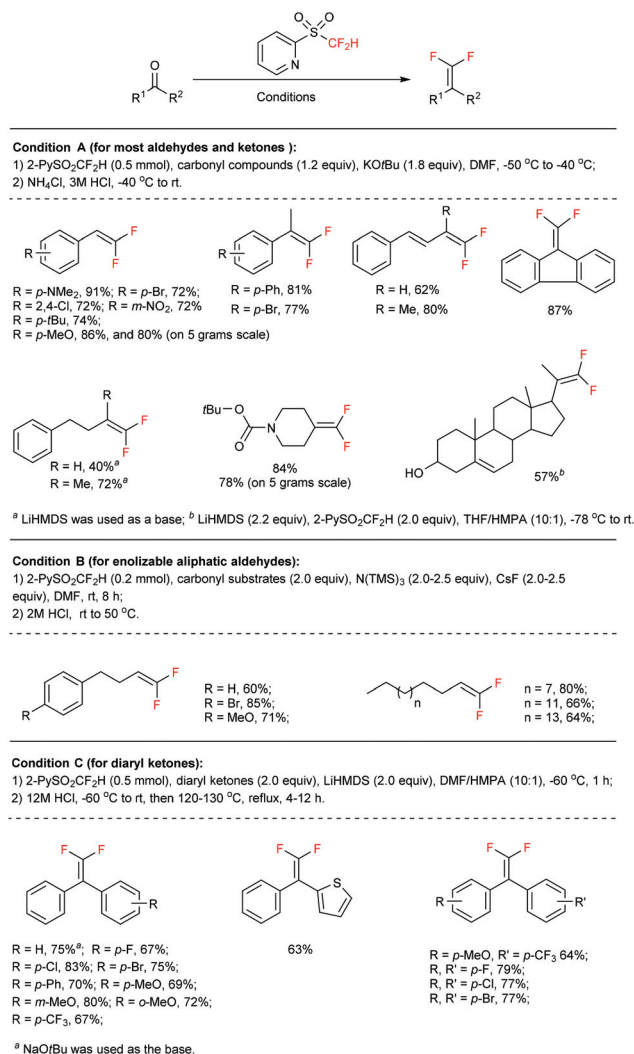
Jingyu Hu

Jingyu Hu was born in Shandong, China in 1992. After completing his B.S. (East China University of Science and Technology) degree in 2013, he is now pursuing his M.S. at the Shanghai Institute of Organic Chemistry, Chinese Academy of Sciences (SIOC, CAS) under the supervision of Professor Jinbo Hu. His current research interests are focussed on fluoroalkylation methodologies.



Jinbo Hu

Jinbo Hu was born in Zhejiang, China in 1973. After he completed his B.S. (Hangzhou University) and M.S. (Chinese Academy of Sciences) degrees, he pursued his Ph.D. during 1997 to 2002 at the University of Southern California with Professors G. K. S. Prakash and G. A. Olah. After his postdoctoral work at USC, he joined the Shanghai Institute of Organic Chemistry, Chinese Academy of Sciences (SIOC, CAS) as a Research Professor in early 2005, where he is currently the head of the CAS Key Laboratory of Organofluorine Chemistry. He is the recipient of the RSC Fluorine Prize 2009 and the Tan Kah-Kee Young Scientist Award 2012. His current research interests include selective fluorination, defluorination, fluoroalkylation methodologies, and fluorinated materials.



**Fig. 2** The *gem*-difluoroolefination of different types of carbonyl compounds with difluoromethyl 2-pyridyl sulfone.

be effectively converted to the corresponding olefins on a 5-gram scale.

The fluorinated sulfinate salt, a key intermediate after the Smiles rearrangement step in the Julia–Kocienski olefination,<sup>17</sup> was found relatively stable under basic conditions and could be captured by CH<sub>3</sub>I (monitored by <sup>19</sup>F NMR).<sup>5b</sup> These findings clearly suggest a Julia–Kocienski mechanism (Fig. 3, path A). At the onset, the 2-PySO<sub>2</sub>CF<sub>2</sub><sup>-</sup> anion undergoes nucleophilic addition to the carbonyl group, and then a spontaneous Smiles rearrangement takes place giving the sulfinate intermediate. The latter species undergoes rapid protonolysis to afford the corresponding *gem*-difluoroolefin when treated with an acid. The understanding of the reaction mechanism allows chemists to find more variations of this important reaction. For instance, a formal nucleophilic iodo- and bromodifluoromethylation of carbonyl compounds has been achieved by changing the reaction pathway from olefination to alkylation.<sup>9</sup>



**Fig. 3** Optional reaction pathways on the basis of mechanistic insights.

In conventional Julia–Kocienski reactions, the non-fluorinated heteroaryl sulfone was firstly deprotonated by using a strong base before its reaction with carbonyl substrates. This pre-generation (of the carbanion) strategy can be used to extend the reaction scope to base-sensitive substrates. However, the Barbier-type *in situ* generation protocol is essential in our reaction due to the poor stability of the 2-PySO<sub>2</sub>CF<sub>2</sub><sup>-</sup> anion.<sup>18</sup> As a consequence enolizable aldehydes are not well tolerated under the present highly basic conditions (Fig. 2, condition A). Intriguingly, by using cesium fluoride (CsF) as a desilylating reagent and excess tris(trimethylsilyl)amine [N(TMS)<sub>3</sub>] as the base precursor,<sup>19</sup> the *gem*-difluoroolefination of enolizable aldehydes was successfully achieved at room temperature in high yields (Fig. 2, condition B).<sup>5a</sup> These modified reaction conditions avoid the exposure of aldehydes to excess amounts of strong base, and therefore suppress the side reactions.

On the other hand, the *gem*-difluoroolefination of diaryl ketones had been a long-standing challenge. It was found, on the basis of controlled experiments, that the retro-nucleophilic addition reaction would outstrip the Smiles rearrangement at elevated temperatures under basic conditions.<sup>5a</sup> This was tentatively ascribed to the steric hindrance of the aryl groups. To solve the problem, we have speculated that an acid-promoted rearrangement could minimize the decomposition of the key nucleophilic addition intermediate (Fig. 3, path B). This hypothesis was finally realized *via* a one-pot procedure. Particularly, the nucleophilic addition adduct between diaryl ketone and 2-PySO<sub>2</sub>CF<sub>2</sub>H was quenched by acid at -60 °C in DMF after 1 h of reaction under basic conditions; the resulting alcohol was further subjected to solvent reflux temperature under acidic conditions for several hours until its full conversion to corresponding *gem*-difluoroolefin (Fig. 2, condition C). This method gave satisfactory results for various diarylketones and represented the first example of acid-promoted Julia–Kocienski olefination.

Functionalities under different chemical circumstances usually exhibit different reactivities. Therefore, one could realize selective transformations *via* adjusting the reactivity of the reagents or the reaction conditions.<sup>20</sup> The 2-PySO<sub>2</sub>CF<sub>2</sub>H reagent is capable of chemoselectively *gem*-difluoroolefinating

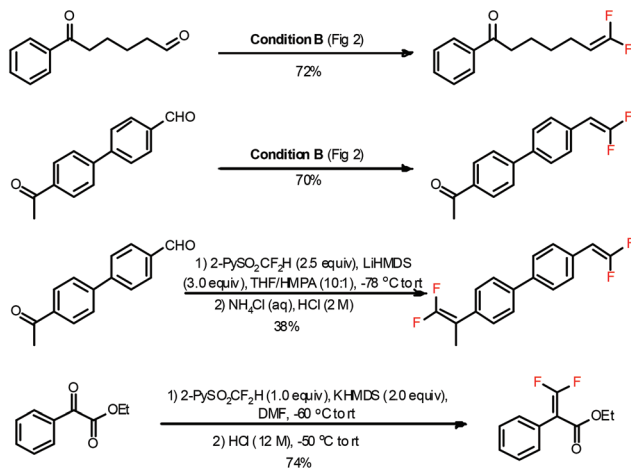


Fig. 4 The chemoselective *gem*-difluoroolefination of carbonyl compounds.

different carbonyl functionalities under certain conditions (Fig. 4).<sup>5a</sup> For instance, the aldehyde group could be efficiently converted to the *gem*-difluorovinyl group under the  $N(\text{TMS})_3/\text{CsF}/\text{DMF}$  conditions while the ketone was left untouched. This is probably due to the fact that the terminal carbonyl group (aldehyde) was more reactive toward  $2\text{-PySO}_2\text{CF}_2^-$  anion than the internal one (ketone). Alternatively, both aldehydes and ketones could be converted to olefins when treated with excess  $2\text{-PySO}_2\text{CF}_2\text{H}$  under the  $\text{LiHMDS}/\text{DMF}$  conditions at a low temperature. A similar selectivity was also observed for ketoesters under the  $\text{KHMDS}/\text{DMF}$  conditions. Recently, the nucleophilic addition product of  $2\text{-PySO}_2\text{CF}_2\text{H}$  and sugar lactone was also successfully converted to *gem*-difluoroolefin under reflux in the TBME solution of  $\text{NaHCO}_3$ .<sup>13</sup> It should be noted that we also attempted the *gem*-difluoroolefination of the carbonyl groups in carboxylic esters and amides with  $2\text{-PySO}_2\text{CF}_2\text{H}$  reagent, but were not successful.

## Conclusions

In summary, a new Julia–Kocienski type *gem*-difluoroolefination reagent, difluoromethyl 2-pyridyl sulfone ( $2\text{-PySO}_2\text{CF}_2\text{H}$ ), was recently developed by our group. This reagent can convert diverse carbonyl functionalities to *gem*-difluorovinyl motifs with high efficacy and good functional group tolerance. For more demanding substrates (such as enolizable aldehydes and diarylketones), modified reaction conditions have been developed to successfully tackle these problems. The chemoselective transformations of aldehydes in the presence of ketone, or ketones in the presence of esters, can be realized under certain reaction conditions. On the other hand, this reagent is currently inapplicable to carboxylic esters and amides, some highly base-sensitive compounds may also not be well tolerated. Nevertheless, with ready availability, ease of operation and excellent performance, the  $2\text{-PySO}_2\text{CF}_2\text{H}$  reagent promises to find more applications in synthetic fluorine chemistry.

## Experimental

### Preparation of difluoromethyl 2-pyridyl sulfone

**Step one (from  $\text{HCF}_2\text{Cl}$ ).** To the DMF (400 mL) solution of  $\text{NaH}$  (60% (wt), 19.8 g, 0.495 mol, 1.1 equiv.), pyridine-2-thiol (50 g, 0.45 mol, 1.0 equiv.) was slowly added at  $0^\circ\text{C}$  under a  $\text{N}_2$  atmosphere. The reaction mixture was allowed to warm up to room temperature and stirred for another 1 h until the release of hydrogen stopped. The  $\text{HCF}_2\text{Cl}$  gas was then bubbled into the stirring mixture from a cylinder for 1 h. A noticeable exothermic process was observed in the first few minutes. After the mixture was stirred overnight (10 h), the reaction was quenched by adding an excess amount of  $\text{H}_2\text{O}$  carefully, followed by full extraction with  $\text{Et}_2\text{O}$  ( $150\text{ mL} \times 4$ ). The organic phase was washed with brine, and then dried over anhydrous  $\text{MgSO}_4$ . After filtration, the solvent was removed under vacuum and the residue was subjected to distillation. The  $2\text{-PySCF}_2\text{H}$  was obtained as a pale yellow oil (56.8 g, 78%,  $65^\circ\text{C}$  under 8 torr).

**Step two (with  $\text{H}_2\text{O}_2$ ).** To a round-bottom flask with a magnetic stir bar, were added  $2\text{-PySCF}_2\text{H}$  (56.8 g, 0.353 mol, 1.0 equiv.),  $\text{MeOH}$  (300 mL),  $\text{Na}_2\text{WO}_4 \cdot 2\text{H}_2\text{O}$  (13.2 g, 0.1 equiv.), and then  $\text{H}_2\text{O}_2$  (30%<sub>aq</sub>, 100 mL, 2.5 equiv.). Being equipped with a reflux condensing tube, the resulting mixture was slowly heated with a heat gun to induce the reaction. Once the reaction was initiated, it became violently exothermic and heating was stopped (tips: the oxidation is exothermic and can take place at room temperature, heating will shorten the inducing period of the oxidation, otherwise a long inducing time was needed). After completion, excess aqueous  $\text{Na}_2\text{SO}_3$  solvent was added to remove the residual  $\text{H}_2\text{O}_2$ . Another 100 mL of  $\text{H}_2\text{O}$  was added, and then most of the products precipitated as white solids and were collected *via* filtration. The resulting solvent was evacuated to remove  $\text{MeOH}$  and was further extracted with ether ( $100\text{ mL} \times 3$ ). The combined organic phase was washed successively with saturated  $\text{NaHCO}_3$  and  $\text{NaCl}$  solutions, and then dried over anhydrous  $\text{MgSO}_4$ . After filtration the solvent was evaporated under vacuum and the combined residue was crystallized in the mixture of ethyl acetate and petroleum ether to give  $2\text{-PySO}_2\text{CF}_2\text{H}$  as a colorless solid (59 g, 86%, MP  $45\text{--}47^\circ\text{C}$ ).

### Reaction condition A for the *gem*-difluoroolefination of aromatic aldehydes<sup>5b</sup>

Under the  $\text{N}_2$  atmosphere,  $\text{KOtBu}$  (101 mg, 0.90 mmol) dissolved in DMF (1 mL) was added to a solution of carbonyl substrate (0.6 mmol) and  $2\text{-PySO}_2\text{CF}_2\text{H}$  (96.6 mg, 0.5 mmol) in 2 mL DMF at  $-50^\circ\text{C}$ . The reaction mixture was allowed to warm up to  $-40^\circ\text{C}$  within about 15 min (or to room temperature within hours). Then, the reaction is quenched with aqueous saturated  $\text{NH}_4\text{Cl}$  (1 mL) at  $-40^\circ\text{C}$  followed by 3 N  $\text{HCl}$  (1 mL). The resulting mixture was then allowed to warm up to room temperature (for electron-deficient aromatic aldehydes, the mixture was heated to  $60^\circ\text{C}$  for 30 min). After completion (monitored by  $^{19}\text{F}$  NMR), the reaction mixture was extracted with  $\text{Et}_2\text{O}$  ( $20\text{ mL} \times 3$ ), the organic phase was then

successively washed with saturated aqueous NaHCO<sub>3</sub> and brine, and dried over anhydrous MgSO<sub>4</sub>. After filtration the solvent was evaporated under vacuum and the residue was subjected to flash chromatography to give the pure product.

#### Reaction condition B for the *gem*-difluoroolefination of aliphatic aldehyde<sup>5a</sup>

Under the N<sub>2</sub> atmosphere, to an oven-dried Schlenk tube were successively added 2-PySO<sub>2</sub>CF<sub>2</sub>H (38.6 mg, 0.2 mmol), N(TMS)<sub>3</sub> (93.4 mg, 0.4 mmol), CsF (75.6 mg, 0.4 mmol), DMF (2.0 mL) and aldehyde (0.3 mmol). The reaction mixture was stirred at room temperature until the full consumption of 2-PySO<sub>2</sub>CF<sub>2</sub>H (monitored by <sup>19</sup>F NMR). After being cooled to 0 °C, saturated aqueous NH<sub>4</sub>Cl (1.0 mL) and aqueous HCl (2 M, 1.5 mL, 3.0 mmol) were successively added, and the resulting mixture was stirred for another 30 min at 50 °C until full consumption of the sulfinic salt, as determined by <sup>19</sup>F NMR. Thereafter, the mixture was poured into ice water (50 mL), and extracted with ether (20 mL × 3). The combined organic layer was washed with brine, dried with anhydrous MgSO<sub>4</sub>, and concentrated under vacuum. The target product was obtained after the flash chromatography purification with ethyl acetate and petroleum ether.

#### Reaction condition C for the *gem*-difluoroolefination of diaryl ketones<sup>5a</sup>

Under the N<sub>2</sub> atmosphere, DMF (4.0 mL) and HMPA (0.4 mL) were added to an oven-dried 20 mL Schlenk tube containing 2-PySO<sub>2</sub>CF<sub>2</sub>H (96.6 mg, 0.5 mmol) and diaryl ketone (1.0 mmol). The reaction mixture was then cooled to -60 °C in a dry ice-acetone bath. A THF solution of (TMS)<sub>2</sub>NLi (LiHMDS, 1.0 M, 1.0 mmol) was slowly added within 5 minutes, and then the reaction mixture was stirred at the same temperature for 1 h. Thereafter an aqueous solution of HCl (2.0 M, 1.0 mL) was injected to quench the reaction at -60 °C. After being warmed to room temperature, another portion of HCl (12 M, 1.5 mL) was added, and the reaction mixture was heated to reflux for 4 to 10 hours with an oil bath between 120 and 130 °C. When the reaction was complete, as monitored by <sup>19</sup>F NMR, the mixture was poured into ice-water (50 mL) and extracted with ether (20 mL × 3). The combined organic layer was washed with brine, dried over anhydrous Na<sub>2</sub>SO<sub>4</sub>, and concentrated under vacuum. The target product was obtained after the flash chromatography purification with ethyl acetate and petroleum ether.

#### The preparation of *gem*-difluoroolefins on 5-gram scale (e.g. anisic aldehyde)

Under the N<sub>2</sub> atmosphere, anisic aldehyde (4.23 g, 31.1 mmol) and 2-PySO<sub>2</sub>CF<sub>2</sub>H (5 g, 25.9 mmol) were added to an oven-dried three-necked bottle equipped with magnetic stir bar. 30 mL DMF was injected and the solvent was cooled to -50 °C (dry ice-acetone bath), thereafter 20 mL DMF solution of KO<sup>t</sup>Bu (5.23 g, 46.6 mmol) was slowly added to the reaction mixture within 10 min. The reaction system was stirred at -50 °C for 15 min and then gradually warmed up to -40 °C.

Once the starting material was completely converted to sulfinate salt (monitored by <sup>19</sup>F NMR), it was quenched with aqueous saturated NH<sub>4</sub>Cl (20 mL) at -40 °C followed by 3M HCl (20 mL). The resulting mixture was then allowed to warm up to room temperature. After the sulfinate was completely consumed (monitored by <sup>19</sup>F NMR), the reaction mixture was diluted with 60 mL water and extracted with Et<sub>2</sub>O (30 mL × 3), the organic phase was then successively washed with saturated aqueous NaHCO<sub>3</sub> and brine, and dried over anhydrous MgSO<sub>4</sub>. After filtration the solvent was evaporated under vacuum and the residue was subjected to flash chromatography purification to give 3.51 g (80% yield) of a colourless oil.

## Acknowledgements

We thank the National Basic Research Program of China (2015C931900 and 2012CB215500), the National Natural Science Foundation of China (21372246 and 21421002), Shanghai QMX program (13QH1402400), and the Chinese Academy of Sciences for their financial support.

## Notes and references

- (a) P. Kirsch, *Modern Fluoroorganic Chemistry: Synthesis, Reactivity, Applications*, Wiley-VCH, Weinheim, 2nd edn, 2013; (b) K. Uneyama, *Organofluorine Chemistry*, Blackwell, Oxford, 2006; (c) R. D. Chambers, *Organofluorine Chemistry: Fluorinated Alkenes and Reactive Intermediates*, Springer, New York, 1997.
- For recent applications of *gem*-difluoroolefins, see: (a) J. Ichikawa, M. Yokota, T. Kudo and S. Umezaki, *Angew. Chem., Int. Ed.*, 2008, **47**, 4870; (b) M. Takachi, Y. Kita, M. Tobisu, Y. Fukumoto and N. Chatani, *Angew. Chem., Int. Ed.*, 2010, **49**, 8717; (c) P. J. Riss and F. I. Aigbirhio, *Chem. Commun.*, 2011, **47**, 11873; (d) M. Ohashi, H. Saijo, M. Shibata and S. Ogoshi, *Eur. J. Org. Chem.*, 2013, 443; (e) K. Fuchibe, Y. Mayumi, N. Zhao, S. Watanabe, M. Yokota and J. Ichikawa, *Angew. Chem., Int. Ed.*, 2013, **52**, 7825; (f) Y. Xiong, X. Zhang, T. Huang and S. Cao, *J. Org. Chem.*, 2014, **79**, 6395; (g) B. Gao, Y. Zhao, C. Ni and J. Hu, *Org. Lett.*, 2014, **16**, 102; (h) B. Gao, Y. Zhao and J. Hu, *Angew. Chem., Int. Ed.*, 2014, DOI: 10.1002/anie.201409705.
- (a) M. Hu, Z. He, B. Gao, L. Li, C. Ni and J. Hu, *J. Am. Chem. Soc.*, 2013, **135**, 17302; (b) M.-O. Turcotte-Savard and J.-F. Paquin, *Org. Biomol. Chem.*, 2013, **11**, 1367; (c) S. Y. Han and I. H. Jeong, *Org. Lett.*, 2010, **12**, 5518; (d) G. K. S. Prakash, J. Hu, Y. Wang and G. A. Olah, *Angew. Chem., Int. Ed.*, 2004, **43**, 5203; (e) J. Ichikawa, H. Fukui and Y. Ishibashi, *J. Org. Chem.*, 2003, **68**, 7800.
- (a) F. Wang, L. Li, C. Ni and J. Hu, *Beilstein J. Org. Chem.*, 2014, **10**, 344; (b) J. Zheng, J. Cai, J.-H. Lin, Y. Guo and J.-C. Xiao, *Chem. Commun.*, 2013, **49**, 7513; (c) C. S. Thomason, H. Martinez and W. R. Dolbier, *J. Fluorine Chem.*, 2013, **150**, 53; (d) D. J. Burton, Z.-Y. Yang and

- W. Qiu, *Chem. Rev.*, 1996, **96**, 1641, and references therein; (e) I. Nowak and M. J. Robins, *Org. Lett.*, 2005, **7**, 721; (f) S. A. Fuqua, W. G. Duncan and R. M. Silverstein, *J. Org. Chem.*, 1965, **30**, 2543.
- 5 (a) B. Gao, Y. Zhao, M. Hu, C. Ni and J. Hu, *Chem. – Eur. J.*, 2014, **20**, 7803; (b) Y. Zhao, W. Huang, L. Zhu and J. Hu, *Org. Lett.*, 2010, **12**, 1444.
- 6 (a) J. B. Baudin, G. Hareau, S. A. Julia and O. Ruel, *Tetrahedron Lett.*, 1991, **32**, 1175; (b) J. B. Baudin, G. Hareau, S. A. Julia and O. Ruel, *Bull. Soc. Chim. Fr.*, 1993, **130**, 856; (c) P. R. Blakemore, W. J. Cole, P. J. Kociński and A. Morley, *Synlett*, 1998, 26; (d) P. J. Kociński, A. Bell and P. R. Blakemore, *Synlett*, 2000, 365; (e) B. Zajc and R. Kumar, *Synthesis*, 2010, 1822.
- 7 Y. Zhao, L. Zhang, G. Xu, J. Zheng and J. Hu, *Sci. Sin.: Chim.*, 2011, **41**, 1833.
- 8 G. K. S. Prakash, C. Ni, F. Wang, J. Hu and G. A. Olah, *Angew. Chem., Int. Ed.*, 2011, **50**, 2559.
- 9 Y. Zhao, B. Gao and J. Hu, *J. Am. Chem. Soc.*, 2012, **134**, 5790.
- 10 Q. Zhou, A. Ruffoni, R. Gianatassio, Y. Fujiwara, E. Sella, D. Shabat and P. S. Baran, *Angew. Chem., Int. Ed.*, 2013, **52**, 3949.
- 11 G. K. S. Prakash, C. Ni, F. Wang, Z. Zhang, R. Haiges and G. A. Olah, *Angew. Chem., Int. Ed.*, 2013, **52**, 10835.
- 12 W. Miao, C. Ni, Y. Zhao and J. Hu, *J. Fluorine Chem.*, 2014, **167**, 231.
- 13 X. Liu, Q. Yin, J. Yin, G. Chen, X. Wang, Q.-D. You, Y.-L. Chen, B. Xiong and J. Shen, *Eur. J. Org. Chem.*, 2014, 6150.
- 14 L. Zhu, C. Ni, Y. Zhao and J. Hu, *Tetrahedron*, 2010, **66**, 5089.
- 15 (a) C. Ni and J. Hu, *Synlett*, 2011, 770; (b) J. Hu, W. Zhang and F. Wang, *Chem. Commun.*, 2009, 7465; (c) G. K. S. Prakash and J. Hu, *Acc. Chem. Res.*, 2007, **40**, 921; (d) C. Ni, M. Hu and J. Hu, *Chem. Rev.*, 2015, DOI: 10.1021/cr5002386.
- 16 J.-M. Altenburger, G. Y. Lassalle, M. Matrougui, D. Galtier, J.-C. Jetha, Z. Bocskei, C. N. Berry, C. Lunven, J. Lorrain, J.-P. Herault, P. Schaeffer, S. E. O'Connor and J.-M. Herbert, *Bioorg. Med. Chem.*, 2004, **12**, 1713.
- 17 (a) L. A. Warren and S. Smiles, *J. Chem. Soc.*, 1930, 1327; (b) J. F. Burnett and R. E. Zahler, *Chem. Rev.*, 1951, **49**, 273.
- 18 C. Blomberg, *The Barbier Reaction and Related One-Step Processes*, Springer-Verlag, Berlin, 1993.
- 19 (a) T. Billard, S. Bruns and B. R. Langlois, *Org. Lett.*, 2000, **2**, 2101; (b) S. Large, N. Roques and B. R. Langlois, *J. Org. Chem.*, 2000, **65**, 8848; (c) M. Hu, B. Gao, C. Ni, L. Zhang and J. Hu, *J. Fluorine Chem.*, 2013, **155**, 52.
- 20 (a) R. A. Shenvi, D. P. O'Malley and P. S. Baran, *Acc. Chem. Res.*, 2009, **42**, 530; (b) N. A. Afagh and A. K. Yudin, *Angew. Chem., Int. Ed.*, 2010, **49**, 262.