

Cite this: *Digital Discovery*, 2022, 1, 490

# Extraction of chemical structures from literature and patent documents using open access chemistry toolkits: a case study with PFAS†

Shadrack J. Barnabas,<sup>a</sup> Timo Böhme,<sup>a</sup> Stephen K. Boyer,<sup>b</sup> Matthias Irmer,<sup>a</sup> Christoph Ruttkies,<sup>a</sup> Ian Wetherbee,<sup>c</sup> Todor Kondić,<sup>d</sup> Emma L. Schymanski<sup>\*,d</sup> and Lutz Weber<sup>\*,a</sup>

The extraction of chemical information from documents is a demanding task in cheminformatics due to the variety of text and image-based representations of chemistry. The present work describes the extraction of chemical compounds with unique chemical structures from the open access CORE (Connecting REpositories) and Google Patents full text document repositories. The importance of structure normalization is demonstrated using three open access cheminformatics toolkits: the Chemistry Development Kit (CDK), RDKit and OpenChemLib (OCL). Each toolkit was used for structure parsing, normalization and subsequent substructure searching, using SMILES as structure representations of chemical molecules and International Chemical Identifiers (InChIs) for comparison. Per- and polyfluoroalkyl substances (PFAS) were chosen as a case study to perform the substructure search, due to their high environmental relevance, their presence in both literature and patent corpuses, and the current lack of community consensus on their definition. Three different structural definitions of PFAS were chosen to highlight the implications of various definitions from a cheminformatics perspective. Since CDK, RDKit and OCL implement different criteria and methods for SMILES parsing and normalization, different numbers of parsed compounds were extracted, which were then evaluated using the three PFAS definitions. A comparison of these toolkits and definitions is provided, along with a discussion of the implications for PFAS screening and text mining efforts in cheminformatics. Finally, the extracted PFAS (~1.7 M PFAS from patents and ~27 K from CORE) were compared against various existing PFAS lists and are provided in various formats for further community research efforts.

Received 19th March 2022  
Accepted 31st May 2022

DOI: 10.1039/d2dd00019a

rsc.li/digitaldiscovery

## Introduction

Per- and polyfluoroalkyl substances (PFAS) are compounds of high public interest as there is increasing evidence that exposure to PFAS can lead to adverse human and environmental health effects.<sup>1,2</sup> These concerns are accompanied by their documented accumulation in the environment (as so-called “forever chemicals”) due to their widespread use and stability.<sup>3</sup> Well-known PFAS include older PFAS such as PFOA (perfluorooctanoic acid) and PFOS (perfluorooctane sulfonic acid), as well as newer PFAS such as GenX (a replacement product for the older PFAS). There is strong regulatory debate

about PFAS, including calls to regulate them as a class<sup>4</sup> and for better approaches to detect PFAS in humans and in the environment. Since PFAS and replacement PFAS products are a fast-moving business, cheminformatics tools are gaining importance in identifying candidate PFAS compounds from within scientific and other text sources such as patent repositories, including in-house confidential business documentation.

Past efforts to identify and collect chemical structures of existing PFAS have resulted in several so-called “suspect” lists. The Organisation for Economic Co-operation and Development (OECD) released a PFAS list containing 4729 PFAS entities in 2017 (ref. 5 and 6) (hereafter “OECDPFAS”). The United States Environmental Protection Agency (EPA) “PFASMASTER” list currently (December 2021) contains 12 048 PFAS entries,<sup>7</sup> merged from several PFAS lists on the EPA CompTox Chemicals Dashboard.<sup>8</sup> Of these two lists, PFASMASTER contains 10 785 entries that can be represented by an International Chemical Identifier (InChI), while the OECDPFAS list contains 3741 entries with an InChI, using versions downloaded from the EPA website on 2021-12-11 (ref. 7 and 9) and provided in ref. 10 The other entities in the lists are substances without a clear composition, or with known

<sup>a</sup>OntoChem GmbH, Blücherstrasse 24, 06120 Halle (Saale), Germany. E-mail: lutz.weber@ontochem.com

<sup>b</sup>Collabra Inc., San Jose, CA, 95120, USA

<sup>c</sup>Google LLC, 1600 Amphitheatre Parkway, Mountain View, CA 94043, USA

<sup>d</sup>Luxembourg Centre for Systems Biomedicine (LCSB), University of Luxembourg, 6 avenue du Swing, L-4367 Belvaux, Luxembourg. E-mail: emma.schymanski@uni.lu

† Details on the supporting information are summarised in the Data availability section.



composition that cannot be represented fully with an InChI. Of the 3741 OECD compounds with an InChI, 3731 are also contained in the PFASMASTER list (by matching InChI).

These lists and more are used in environmental assessments to gauge the extent of the “PFAS knowledge gap”. Such lists serve additional purposes, *e.g.*, to search for the respective compounds in analytical data of environmental samples.<sup>11</sup> The majority of PFAS suspect lists are hand curated, painstakingly compiled by experts and thus limited both by access to relevant information and by the manual nature of the efforts. Since the current definition of PFAS is strongly debated by the community, three different structural definitions of PFAS in use have been considered in this case study, clarified below and shown in Fig. 1:

#### Definition A

Each compound that contains a  $\text{CF}_2$  group is considered a PFAS. This definition has been proposed recently by the OECD.<sup>12,13</sup> This definition will lead to a large amount of chemicals that are considered to be PFAS.

#### Definition B

Each compound that contains a  $(\text{AH})(\text{AH})(\text{F})\text{C}-\text{C}(\text{AH})\text{F}_2$  group is considered a PFAS, where the AH groups could be hydrogen or any other atom and the bond between both aliphatic carbon atoms is a single bond. This definition is used in this present work as a straightforward structural definition as a compromise between definitions A and C.

#### Definition C

Each compound that contains a  $(\text{R}^1)(\text{R}^2)(\text{F})\text{C}-\text{C}(\text{R}^3)\text{F}_2$  group is considered a PFAS, where the R groups are any atom except hydrogen and the bond between both aliphatic carbon atoms is a single bond. This is a new, very recent EPA definition.<sup>14,15</sup> This definition will lead to the least amount of PFAS molecules.

Extracting chemical information from text documents is a challenging task. Unlike other natural language terms, chemistry-related terms pose additional challenges, as the number of known chemical compounds with unique structures is not only very high (*e.g.* PubChem<sup>16</sup> currently contains 111 M unique compounds, which is only a tiny fraction of the estimated chemical space) but they may appear in text documents with a multiplicity of trivial names. Examples include perfluorooctanesulfonic acid (PFOS), International Union of Pure

and Applied Chemistry (IUPAC) names (*e.g.* 1,1,2,2,3,3,4,4,5,5,6,6,7,7,8,8,8-heptafluorooctane-1-sulfonic acid), mixtures of trivial and IUPAC naming, enumerations of Markush<sup>17</sup> structures, trade names and half formulas (*e.g.* Krytox oils,  $\text{F}-(\text{CF}(\text{CF}_3)-\text{CF}_2-\text{O})_n-\text{CF}_2\text{CF}_3$  where  $n = 10-60$ ), database identifiers such as Chemical Abstract Service (CAS) registry numbers (*e.g.* 1763-23-1), PubChem Compound Identifiers (CIDs, *e.g.* 74483), and even images that are referenced in the text with simple numeric labels. Advanced and flexible methods are required to capture all types of chemical information, with subsequent cheminformatic manipulation to ensure correct mapping to detailed structural information.

The automated analysis of the increasing number of accessible scientific documents may provide input to fuel scientific studies to identify novel molecules with potentially desired or undesired properties. OC|processor<sup>18</sup> is a modular semantic annotation toolkit, based on Apache UIMA.<sup>19</sup> It is designed to annotate different document types such as PDF, images, HTML, XML, MS Office and plain text documents. It uses a range of established dictionaries and ontologies as well as rule-based algorithms to annotate and index scientific named entities such as diseases, genes, species and chemistry. The properties of concept synonyms as well as the hierarchy of ontological concepts are taken into account to provide more accurate context sensitive annotation. For example, the term “sting” could be annotated as a known musician, a species, a disease or a protein. OC|processor disambiguates based on the term environment and the presence of related concepts, assigning the annotation/knowledge domain with the highest confidence value. The precision and recall of OC|processor has been detailed elsewhere.<sup>20</sup> For this study, the growing bodies of open access document repository CORE<sup>21,22</sup> (Connecting REpositories) and patent full text documents in Google Patents<sup>23</sup> were selected to demonstrate the automated capability of identifying and analyzing scientific entities, applied to the case study of potential PFAS in documents. OC|processor<sup>18</sup> was used to automatically identify and extract mentions of chemical compounds from patents and other open access scientific documents such as scientific articles and university documents in CORE. The resulting collection of diverse chemical compounds was subsequently filtered for small molecule compounds for which a unique InChI<sup>24</sup> could be generated, thus removing incompletely-defined structures such as substances, polymers as well as mentions of chemical class terms and Markush-like<sup>17</sup> structures. Of the three definitions presented above, definition B was used for most of the detailed investigations in this study. The final PFAS lists are available for all 3 definition versions described above and have been made public, together with additional results, in various formats<sup>10,25</sup> (see also data availability) for general assessment and as input for future studies.

## Experimental

### Semantic annotation and extraction of chemical compounds

OC|processor<sup>18</sup> comprises various modules that take the different modalities of chemistry into account, aiming at a comprehensive annotation of chemistry terms in documents. This allows the

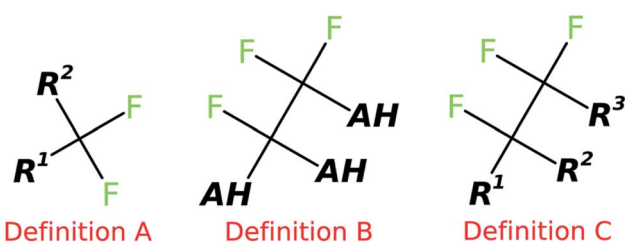


Fig. 1 Schematic representation of the PFAS definitions A, B and C considered in this work. “AH” = hydrogen or any other atom;  $\text{R}^1$ ,  $\text{R}^2$ ,  $\text{R}^3$  represent any atom other than hydrogen.



identification of novel concepts and compounds that were not yet known at the time before annotating a given document. If new compounds are identified, these are registered in Google BigQuery<sup>26</sup> tables in the open access SciWalker-Open-Data project, giving access to >150 million small molecules with a unique standard InChI (version 1.03).<sup>24</sup> These unique InChIs were generated from connection tables generated from the SMILES<sup>27–29</sup> representations of chemical structures. SMILES containing a wildcard entry (*i.e.* “\*”) were considered as representing a scaffold containing an undefined substituent and were not registered. Thus, the current approach is limited by the expressivity of SMILES as well as the InChI rules. For example, standard InChI will represent different tautomers of a molecule as one unique structure, while neither SMILES nor InChI consider coordinate (dative) or hydrogen bonds. Since valence isomerism is not handled by either system, this would result in different structures for molecules exhibiting valence isomerism.<sup>30</sup> Hereafter, the use of “unique InChI” or InChI in this manuscript refers to a unique standard InChI (version 1.03).

### Document sets

**CORE documents.** A total of 71 963 421 de-duplicated documents were selected and downloaded from the CORE document set of open access documents.<sup>22</sup> These documents, when annotated with OC|processor, resulted in the annotation of 818 280 compounds with a unique InChI.<sup>31</sup> The SMILES extracted from CORE are from the text only, images were not extracted.

**Patent documents.** Google Patents contains over 120 million patent publications from 100+ patent offices worldwide, available for open access searching.<sup>23</sup> For the current work, a set of 111 730 728 Google Patent documents semantically annotated with OC|processor in May 2021 using both the text and images found in these patents was used. The resulting annotations are available in a BigQuery table<sup>32</sup> dated May 13, 2021 (see BigQuery<sup>32</sup> *patents-public-data* in the *google\_patents\_research* dataset and table *annotations\_202105*). In total, 51 928 230 588 annotations were found. Of those, 4 533 988 229 were compound annotations with associated SMILES and InChI. Of these 4.5 billion annotations, 18 032 261 had a unique InChI<sup>33</sup> and respective Ontology Concept Identifier (OCID)<sup>34</sup> in the SciWalker-Open-Data project.<sup>35</sup> As a next (pre-filtering) step, the 18 032 261 unique compounds from the chemistry annotations of patents were reduced to a dataset of 4 182 712 SMILES that contained an “F” character, resulting from a fluorine, iron or francium atom.

The quality of the chemistry-related annotations from the combined text and image patent data is lower than from the CORE set. Optical structure recognition and extraction from images often leads to erroneous structures such as compounds containing hypervalent atoms or wrong isotopes that arise from poor image quality.

### Compound structure normalization

Normalization (or standardization) of compound structure representations is an important step in preparing compounds for further analysis, including reliable substructure searching.

Thus, the various effects of parsing the SMILES strings from the steps above to create a molecule object, plus subsequent normalization, were investigated using three different open access chemistry toolkits: RDKit (version 2020.03.2),<sup>36</sup> the Chemistry Development Kit (CDK, version 2.5)<sup>37,38</sup> and OpenChemLib (OCL, version 2021.11.3).<sup>39</sup> The approaches used were:

- RDKit: with the two available standardizers – molVS<sup>40,41</sup> and rdMol.
- CDK: *via* SMILES parsing, normalizing the SMILES with the kekulize option.
- OCL: *via* SMILES parsing and MoleculeStandardizer, writing the SMILES in a kekulized form.

After parsing the input SMILES, the resulting molecule object was again represented as SMILES as an intermediate step before parsing it again and performing the substructure search to classify it as a PFAS or non-PFAS. This procedure has an effect on the parsing results as described below; in a production environment this additional SMILES generation step would probably not be performed.

### PFAS substructure search with graph-based atom-by-atom-search (ABAS)

In-house Java code calling the respective CDK and OCL libraries and python scripts based on RDKit were used for the substructure calculations.<sup>42</sup> To ensure that the substructure atom-by-atom-search (ABAS) graph based subroutines were implemented correctly, the code was tested using the query and SMILES set mentioned in the RDKit manual. The SMILES structure used to test the implementation was “C1CC12C3(C24CC4)CC3” (PubChem CID 141640; see Fig. 2A). A correct implementation of the SMILES substructure search should return 4 for the SMARTS query “\*1\*\*1”.

The SMILES query definitions C(F)(F), C(F)(F)C(F) and C(\*)C(F)(F)C(F)(\*)(\*) were used to perform the substructure search to define the number of unique PFAS compounds.

### PFAS substructure search with fingerprint selection and ABAS

As a first step, molecular fingerprints were calculated for the extracted molecular structures to create a Lucene search index using Apache Lucene in the following manner. Fingerprints (FP) were calculated by the respective toolkit libraries as shown in Table 1. These fingerprints were then stored for each molecule as a “document” in a Lucene index, providing the necessary fingerprint index of the molecules. The fingerprint of the substructure query was then calculated in the same way, followed by searching the Lucene index for candidates. In a second step, the resulting candidate compounds were filtered by ABAS graph-based substructure search from above. Molecules passing both steps were considered as hits. This approach has recently been implemented in Sachem<sup>43</sup> storing fingerprint data in an experimental Lucene implementation ported to C. In this study, a standard Lucene implementation in Java 1.8 was used with fingerprint libraries pattern fingerprinter (RDKit), DescriptorHandlerLongFFP512 (OCL) and CDKFingerprinter (CDK). The pattern fingerprint of RDKit uses SMARTS pattern to generate topological fingerprints of molecules.<sup>44</sup> The





Fig. 2 (A) The structure to test the validity of substructure search algorithms. (B) Erroneous SMILES, *i.e.* an incorrect representation of 1,2-dichlorotetrafluoroethane caught by RDKit. (C) Invalid SMILES representations of ferrocene-like compounds, caught by CDK. (D) “Correct” SMILES representation of ferrocene-like compounds, still demonstrating the limitation of SMILES in representing such compounds. (E) The structure captured by CDK with ABAS only, but not fingerprint (FP) + ABAS.

Table 1 Effect of normalization and toolkit selection on substructure search corresponding to PFAS definition B in the 818 280 compound CORE dataset

Toolkit	Normalizer	PFAS definition B: no normalization			PFAS definition B: with normalization		
		True	False	Invalid	True	False	Invalid
CDK	Built-in	4163	801 624	12 493	4192	814 081	7
OCL	Standardizer	4192	813 829	259	4192	813 834	254
RDKit	molVS	4191	813 463	626	4191	813 462	627
RDKit	rdMol	4191	813 463	626	4191	813 090	999

DescriptorHandlerLongFFP512 of OCL is a binary fingerprint that depends on a dictionary of 512 predefined structure fragments.<sup>45</sup> The CDKFingerprinter generates one-dimensional bit arrays, where bits are assigned based on the presence of a certain structural feature in a compound.<sup>46</sup> The molecules were normalized using the options available in OCL and CDK, and the molVS standardizer for RDKit.

## Results and discussion

### Compound structure normalization

Several instances of different cheminformatics toolkits producing different normalized SMILES expressions were found. These inconsistencies influence later results and are described below with specific examples.

**Invalid SMILES expressions.** A particular SMILES may contain expressions that are not compliant with the official SMILES definitions, which should either be rejected or elicit a warning from a SMILES parser. For example, while C[N@@@H]C is not a syntactically proper SMILES, it is nevertheless accepted by the commercial toolkit ChemAxon<sup>47</sup> as well as CDK, which transform it to [#6;A][#7;AH1;@@@][#6;A] or C\*C, respectively, which is likely something entirely different than what was originally intended. However, C[N@@@H]C is

rejected by the RDKit and OCL parsers, which is likely a more reasonable behaviour.

**Valence rule violations.** While an extracted and parsed SMILES may be formally correct when generated by chemistry-recognizing annotation modules, such as the optical structure recognition software OSRA<sup>48,49</sup> for image-to-structure conversion, the resulting molecular structure may violate obvious valence bond order rules. For example, the OSRA input SMILES (see Fig. 3A) “CCC-1=n-c#n-1CC1OC(=O)C(C=2C=CC=CC=2)(C=2C=CC=CC=2)C1” is parsed by ChemAxon, OCL and RDKit, giving a parsed SMILES output shown in Fig. 3B (ChemAxon, OCL) and Fig. 3C (RDKit) below. The output SMILES are CCc1nccn1CC1CC(C(=O)O1)(c1ccccc1)c1ccccc1 (ChemAxon, OCL) and CCc1nc#n1CC1CC(c2ccccc2)(c2ccccc2)C(=O)O1 (RDKit), respectively. However, it is rejected by CDK, as it can not assign a valid Kekulé structure to a 5-membered aromatic ring containing a triple bond – representing an abnormal valence. While this behaviour may be intended (or even desired), the end result is that it changes the input SMILES to a different output SMILES, which results in a different chemical structure and thus different InChI. In other words, it changes the meaning of the input to an assumed desired output. Ideally, such changes/corrections should be separated out into an optional module that can be switched on or off by the user of that toolkit, to enable better control over such behaviour depending on the use case.

The number of molecules rejected by parsing the SMILES with the different toolkits is quite different. A rejected SMILES cannot be used for subsequent substructure search, potentially reducing the number of identified PFAS molecules. Thus, the quality of the different SMILES parsers was checked by first parsing the input SMILES, then generating the corresponding InChI from the molecule object. In a second step, a normalized SMILES was written from the molecule object, parsed again and the InChI of these “reparsed” SMILES was calculated.





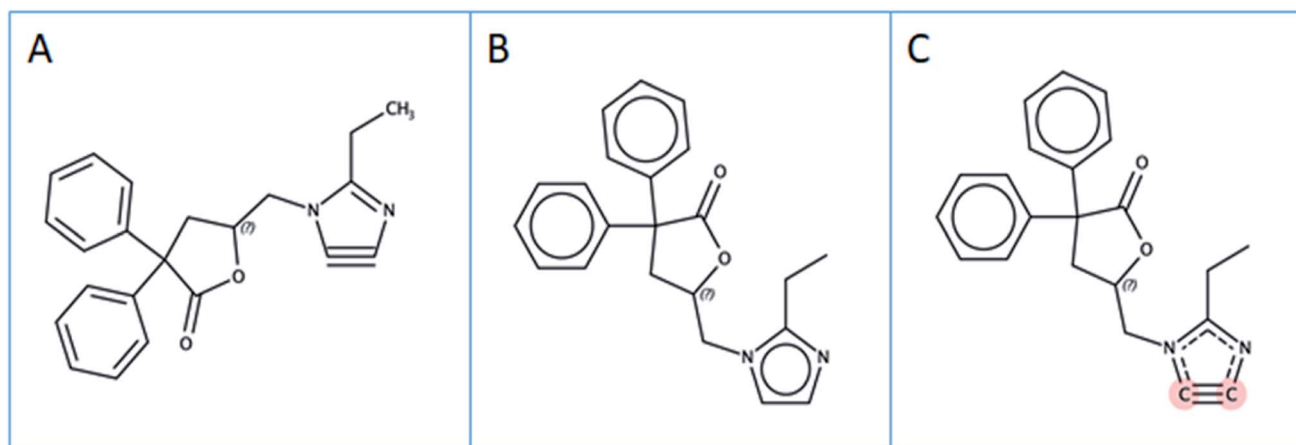


Fig. 3 Interpretation of an input SMILES by different toolkits. (A) The OSRA input: "CCc-1=n-c#n-1CC1OC(=O)C(C=2C=CC=CC=2)(C=2C=CC=CC=2)C1". (B) The interpretation by ChemAxon and OCL, with output SMILES "CCc1nccn1CC1CC(C(=O)O1)(c1ccccc1)c1ccccc1". (C) The RDKit interpretation, output: "CCc1nc#cn1CC1CC(c2ccccc2)(c2ccccc2)C(=O)O1". CDK rejects the input SMILES.

Discrepancies between the InChIs from step one and step two in this procedure reveal issues in the quality of the parsing.

**Normalization.** For the purposes of further comparison, normalization or standardization of the SMILES input is needed, as the same molecule can be represented by different SMILES. While the terms "normalization" and "standardization" can refer to different concepts in different contexts, they are used synonymously in this work. During normalization of SMILES, atomic charges and bond types may be changed. For example, a nitro group can be represented as either the charged form  $-\text{[N}^+\text{](=O)[O}^-]$  or the neutral form  $-\text{N(=O)(=O)}$ , both yielding different but valid SMILES strings with the same InChI, *i.e.*, InChI = 1S/NO<sub>2</sub>/c2-1-3. Normalizing these two SMILES representations into a consensus SMILES facilitates further processing, *e.g.* for identity, similarity or substructure searching. Normalization of SMILES may flag alkali metals that are incorrectly connected to O or N, incorrect amide tautomers, and elements rendered as hypervalent or with abnormal valencies. For example, OCL flags and returns an error message when alkali metals are incorrectly covalently bonded to oxygen or nitrogen (*e.g.* NaO). The consensus representation is  $[\text{Na}^+][\text{O}^-]$ . Also, OCL flags and returns an error message when incorrect amide tautomers are parsed without a square bracket for the NH group. (*e.g.*,  $\text{N}=\text{COH}$  or  $\text{HNC(=O)}$  are incorrect representations of  $[\text{NH}]\text{C(=O)}$ ). Since each chemistry toolkit uses somewhat different rules to normalize SMILES, this has an effect on the outcomes on the PFAS substructure search described below. Some normalization tasks may also be performed by specific "standardizer" modules of the toolkits that use rules (with varying degrees of available documentation) to transform SMILES into a normalized form.

### PFAS substructure search (definition B) and effect of prior normalization

The effect of normalization on the PFAS substructure search using definition B (Fig. 1B) on the CORE dataset is given in Table 1. The

maximum number of unique PFAS compounds found by CDK and OCL using normalization is the same, *i.e.* 4192 PFAS (according to definition B). RDKit finds one structure less, which has a SMILES  $\text{ClFC(F)C(F)Cl}$  (OCID190000011511). This compound structure is actually an incorrect representation of 1,2-dichlorotetrafluoroethane, containing a hypervalent fluorine (see Fig. 2B). This structure was integrated into the OntoChem database of registered compounds when it was found in an early version of the Wikipedia Chemical infobox.<sup>50</sup> Meanwhile, this entry has been corrected in Wikipedia Chemistry but still remains as a legacy in the OntoChem compound registry system, waiting for relinking to the correct structure and respective OCID190005899464.

In general, the number of SMILES that are not accepted by the different toolkits as valid SMILES are quite different (see "Invalid" entries in Table 1) and also depend on whether or not normalization is used. CDK seems to be more "forgiving" than RDKit and OCL, but only if normalization is used.

Of the 7 SMILES in CDK that are characterized as invalid SMILES representations with normalization, 6 are ferrocenes with coordinative bonds, such as  $[\text{Fe}^+].\text{Cc1ccc}(\text{C})\text{c1}.\text{Cc1ccc}(\text{C})\text{c1}$  (OCID190071023137, see Fig. 2C). A meaningful ferrocene SMILES should have an iron with 2 positive charges and two cyclopentadienes with a negative charge like for example  $[\text{Fe}^{++}].\text{CC1}=\text{CC}=\text{C}(\text{C})[\text{C}^-]1.\text{CC2}=\text{CC}=\text{C}(\text{C})[\text{C}^-]2$  (see Fig. 2D), however this "correct" SMILES does not truly reflect the aromatic structure with a distributed negative charge and its coordinative bonding nature. This problem will be seen for all coordinative compounds, as the current SMILES syntax does not allow for coordinative or hydrogen bonds like they are available in the MDL MOL file version V3000 definitions.<sup>51</sup> This is a serious deficiency of the current SMILES notation, excluding most metal complexes from the universe of SMILES and InChI descriptions, and is a topic under discussion within the InChI committee and IUPAC. The 7<sup>th</sup> invalid SMILES was generated by OSRA, with the hypervalent carbon atoms as shown and discussed in Fig. 3A above (OCID190014261931).



For the 254 SMILES that were found to be invalid SMILES representations by OCL with normalization, all 254 contained an aromatic selenium atom “[se]” in a kekulized, non-aromatic SMILES string. In our opinion, this behaviour is correct, as there is no such thing as a single aromatic atom in a non-aromatic environment. However, this [se] is corrected to [Se] by the other toolkits at the normalization stage. In addition, the non-normalized OCL version finds 259 invalid SMILES – the 254 are as for the normalized OCL, while these 5 additional SMILES include atoms with excessive charges such as [As+8], [As+9], [O+8], [O+9], [I+9], which are corrected to their uncharged forms by the normalizer – a behaviour which likely undesirable. The invalid SMILES for CDK (7) and OCL (254) with normalization are the result of the initial SMILES parsing. The invalid SMILES from RDKit were not investigated further, however, these are provided in ref. 10. for further inspection. It is interesting to note that the number of PFAS compounds does not change when using OCL or RDKit, irrespective of whether normalization is applied or not. However, CDK clearly needs a structure normalization before performing substructure searching.

### Mixed toolkit normalization and substructure searching on the CORE dataset

Table 2 presents the results of using different combinations of toolkits for the normalization and subsequent substructure search engines. The first line per toolkit (two lines in the case of RDKit) repeats the results from Table 1, where the normalization and substructure search is performed by the same toolkit. As for Table 1, definition B was used for parsing the PFAS query against the 818 280 CORE compound dataset.

For the CDK, while the combination of RDKit normalization and CDK substructure search does not appear to work well together, the CDK substructure search works well with its own CDK as well as with OCL normalization. For the OCL results, it is interesting to note that the syntactically wrong SMILES with aromatic selenium mentioned above are corrected to non-

aromatic by CDK, therefore reducing the number of invalid SMILES for the CDK + OCL combination. For the RDKit results, while the number of identified PFAS molecules was not influenced by the normalization used, the least invalid SMILES were found when using RDKit for both normalization and substructure search. Since the molVS model from RDKit returned fewer invalid entries but the same number of PFAS, this was used subsequently. Not surprisingly, Table 2 shows that it seems to be meaningful to take normalization and substructure search from the same toolkit.

### PFAS substructure search (definition B) on the patent dataset

Using the insights gained from Table 2, the larger, more heterogeneous SMILES data set of 4 182 712 SMILES from the patent extraction was investigated. The results of normalization and PFAS substructure search using the CDK, OCL and RDKit toolkits are shown in Table 3.

Inspecting the invalid 36 SMILES obtained for the CDK results revealed that all structures are ferrocene type compounds as already observed with the CORE dataset. Of the 263 invalid OCL SMILES, 237 were the already known problematic aromatic selenium compounds within a non-aromatic SMILES, 25 had problems with the assignment of aromatic bonds, while one SMILES contained an incorrect nitrogen notation “[N-13]”. Again, it is interesting to note that the results from OCL and CDK are very close to each other. The invalid RDKit SMILES were too numerous for (detailed) further inspection, but are provided in ref. 10.

### PFAS substructure search and effect of prior fingerprint selection

Tools that implement substructure searching for large chemical databases perform this task typically in two steps – first, fingerprints are generated and searched for a list of candidate molecules for step two, a full graph-based search also known as atom-by-atom search (ABAS). The reason for this is that ABAS is a NP complete problem and such searches can take quite some time, depending on the query structure. Thus, to achieve reasonable search results in a short time, the number of ABAS searches needs to be reduced to a minimum, which is achieved by a fast fingerprint compound pre-selection step. Thus, fingerprints should deliver a superset of compound candidates, which are then narrowed down by ABAS to the set of compounds that truly contain that substructure. The smaller the difference between this initial fingerprint list and the number of final compounds, the better and thus the more efficient the applied fingerprint algorithm. As a consequence, many fingerprint

**Table 2** Effect of different normalization procedures prior to substructure search (SSS) with various combinations of CDK, OCL and RDKit normalizers and subsequent substructure searches using PFAS definition B. Kekulization in CDK is turned off for non-CDK standardizers. The top row for each toolkit (indicated in bold; two rows for RDKit) are as given in Table 1

SSS	Standardizer	True	False	Invalid
<b>CDK</b>	<b>CDK normalizer</b>	<b>4192</b>	<b>814 081</b>	<b>7</b>
CDK	OCL standardizer	4192	813 834	256
CDK	RDKit standardizer molVS	3018	266 657	548 605
CDK	RDKit standardizer rdMol	3018	266 862	548 400
<b>OCL</b>	<b>OCL standardizer</b>	<b>4192</b>	<b>813 834</b>	<b>254</b>
OCL	CDK normalizer	4192	814 072	16
OCL	RDKit standardizer molVS	4191	813 220	869
OCL	RDKit standardizer rdMol	4191	813 220	869
<b>RDKit</b>	<b>RDKit standardizer molVS</b>	<b>4191</b>	<b>813 462</b>	<b>627</b>
<b>RDKit</b>	<b>RDKit standardizer rdMol</b>	<b>4191</b>	<b>813 090</b>	<b>999</b>
RDKit	OCL standardizer	4191	813 051	1038
RDKit	CDK normalizer	4191	813 453	636

**Table 3** Extracted PFAS from the 4 182 712 patent compound dataset using CDK, OCL and RDKit with PFAS definition B

SSS	Standardizer	True	False	Invalid
CDK	CDK normalizer	78 412	4 104 264	36
OCL	OCL standardizer	78 411	4 104 038	263
RDKit	molVS	75 762	3 988 584	118 366



algorithms have been developed and optimized for pre-selection.

It is not the goal of this work to qualify and compare different fingerprint algorithms, since the described substructure search results were obtained with an ABAS on all compounds of interest (not only on a subset), as accurate results were the prime interest and search time was not an issue. However, a combined compound normalization + fingerprinting + substructure search process was also used to identify PFAS compounds from the extracted structures, as this method would probably be used in the future by typical chemistry database users to identify PFAS compounds. Table 4 shows the effect of fingerprint screening in substructure search for PFAS definitions A, B and C across the two compound datasets (CORE and Patents). It is interesting to note that the combined use of fingerprint selection and subsequent substructure search on the selected list resulted in quite comparable results for all the chemistry toolkits when using the higher quality CORE dataset. The number of identified PFAS is the same for CDK and OCL, slightly lower for RDKit. The CDK fingerprint selection appears to be more efficient than using the OCL or RDKit fingerprints for PFAS definition A and B. For the more strict definition C, OCL fingerprints are most selective. Not surprising is the lower number of identified PFAS for the more heterogeneous patent SMILES dataset, since more molecules are sorted out by the RDKit parser as shown in Table 4.

The results of PFAS selection with the combined use of fingerprints and subsequent ABAS selection correspond exactly to the results when using ABAS on all input molecules – with one exception of CDK for definition A where the direct ABAS search finds one structure in addition to the fingerprint + ABAS process, which is OCID190080191030 (PubChem CID 117959248) with a very extensive polycyclic aromatic structure, shown in Fig. 2E.

**Table 4** Efficacy of different fingerprints in pre-selection for substructure searching

	PFAS hits from the 818 280 compound (CORE) dataset		PFAS hits from the 4 182 712 compound (patent) dataset	
	FP	FP + ABAS	FP	FP + ABAS
<b>Definition A</b>				
OCL	58 132	27 287	4 044 452	1 844 193
CDK	45 632	27 287	2 658 045	1 844 254
RDKit	300 848	27 282	4 047 047	1 792 598
<b>Definition B</b>				
OCL	23 830	4192	2 225 142	78 411
CDK	16 922	4192	1 335 409	78 412
RDKit	299 969	4191	4 041 432	75 762
<b>Definition C</b>				
OCL	9043	3507	472 731	62 553
CDK	16 922	3507	1 335 409	62 561
RDKit	215 514	3502	3 502 138	60 426

## Finalized PFAS CORE and patent lists via OCL

Since compound structures may be described by syntactically correct SMILES strings but these may represent non-existing compounds, for example if they contain hypervalent atoms or non-existing isotopes (as discussed above), a final cleaning step was implemented based on the results above. Both input sets from CORE and Patents from above were used, along with the following procedure to derive a dataset of both valid normalized and standardized SMILES of PFAS classified molecules according to the three definitions using the OCL toolkit:

- Parsing the input SMILES and eliminating erroneous wrong compound structures with hypervalent atoms or wrong isotopes
- Calculating the standard InChI of the input SMILES (“InChI-1”)
- Standardizing the parsed SMILES molecule object, writing a standardized SMILES and calculating the standard InChI of the standardized SMILES (“InChI-2”)
- De-duplicating structures based on “InChI-2”
- Running a ABAS substructure query on the standardized SMILES for PFAS definition A, B and C.

In the CORE set 974 structures were found with a wrong SMILES and 25 627 structures with a changed InChI after normalization using OCL – these were removed from the datasets. In the patent set, 108 492 structures had incorrect SMILES and 81 272 structures had a changed InChI after normalization with OCL.

The results of the normalized structures classified as PFAS are shown in Table 5 and compared with the existing PFAS-MASTER and OECDPFAS lists (mentioned in the introduction) by InChIKey. The number of entries missing from PubChem was determined by matching InChIKeys in each PFAS dataset and the OCID-PubChem dataset in *sciwalker: sciwalker-open-data.chemistry\_compounds.ocid\_pubchem\_cid*.

The overlap of the PFAS in the CORE and patent datasets for the different definitions were (A) 12 876; (B) 1806; and (C) 866 PFAS entries, showing that the extraction of data from different sources reveals highly complementary results.

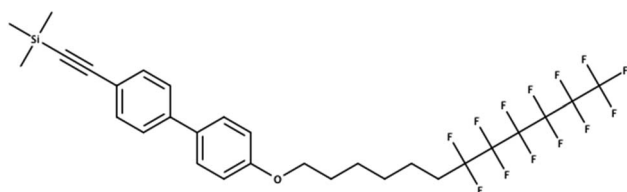
The overlaps between the lists extracted here and the existing PFAS lists were much lower than expected. Likewise more entries were missing from PubChem than originally expected, especially for the CORE database. The results were reality checked – here documented with an example for the CORE set using the stringent definition C (915 compounds not in PubChem). One of these 915 compounds includes OCID190080091261 (InChIKey LZICQIXBOVBGMV-UHFFFAOYSA-N), shown in Fig. 4. This was published in a PhD thesis<sup>52</sup> in Chemistry and extracted from the document section IV. Experimental part 240 16.8.2 *via* name to structure from “Trimethyl({4'-[(7,7,8,8,9,9,10,10,11,11,12,12,12-tridecafluorododecyl)oxy]-1,1'-biphenyl-4-yl}ethynyl)silane”, which has been interpreted correctly. This shows the potential for literature mining to capture structures that are real and worthy of further investigation, but not yet known to PFAS researchers or to large open databases such as PubChem.



**Table 5** Finalized PFAS compound lists for the CORE and patent datasets according to definitions A, B and C, compared with the PFASMASTER and OECDPFAS (2021-12-11 versions). IKFB = InChIKey first block (structural skeleton)

	Total	Not found in PFASMASTER (10 782 InChI)	Found in PFASMASTER (10 782 InChI)	Found in OECDPFAS (3741 InChI)	Not found in PubChem <sup>a</sup>
CORE definition A	27 058	25 446	1612 (1686 IKFB)	944 (988 IKFB)	7119
CORE definition B	4139	2652	1487	939	1175
CORE definition C	3457	2095	1362	931	915
Patents definition A	1 783 651	1 780 041	3610	1529	216 777
Patents definition B	75 108	71 818	3290	1520	10 809
Patents definition C	34 197	32 564	1633	847	4882

<sup>a</sup> Prior to deposition of the entire dataset to PubChem, to fill these gaps.



**Fig. 4** A PFAS classified compound (all definitions) that was indexed in a CORE publication but is not in PubChem (OCID190080091261).

To enhance the discovery of these PFAS in environmental samples, both datasets have been made available as CSV files<sup>25</sup> for use in mass spectrometry-based screening approaches, such as MetFrag<sup>53</sup> and patRoom.<sup>54</sup> Two separate files have been created, for the CORE and patent datasets respectively – with each entry tagged according to the PFAS definition that the given structure satisfies. The CORE dataset additionally includes the number of references in which the structure was found, which can be used for prioritization of candidate matches. The files were formatted as a MetFrag localCSV, where all entries that cause MetFrag to fail (formulas with digits preceding the carbon; certain unusual elements as removed in PubChemLite<sup>55</sup>) were removed. Where available, names and CIDs were filled in *via* PubChem, otherwise the OCID was assigned as a name. The resulting files contained 26 695 entries for CORE (of which 5903 entries are without CIDs and 363 entries were removed from the original CORE list) and 1 778 470 entries for patents (of which 85 277 are without CIDs and 5181 entries were removed). The number of PubChem CIDs is higher than above due to the different style of querying; here a combination of FTP files (InChIKey to CID mapping) and REST API (SMILES to CID mapping for remaining entries without CIDs) was used, as the REST API offers the SMILES standardization to match with the final version in PubChem. For the original lists, 5937 CIDs were missing in the CORE set of 27 058 SMILES (21.9%), while 85 472 CIDs were missing in the patents set of 1 783 651 SMILES (4.8%). The ratio of missing CIDs was very similar in the final MetFrag files. Both datasets were deposited to PubChem (Feb. 12, 2022, submissions 112 615 and 112 624) to fill these gaps and the CID mappings were updated on April 20, 2022 to include these new CIDs. The MetFrag CSV files are available on Zenodo<sup>25</sup> for use in all mass

spectrometry workflows, and are also available in the dropdown menu of the MetFrag Web interface (<https://msbi.ipb-halle.de/MetFrag/>).

### Comparison of CORE with OECDPFAS classification

Finally, the PFAS structures extracted from the CORE database were investigated using the OECDPFAS classification system *via* the PubChem Classification Browser<sup>56</sup> to determine whether particular PFAS classes were under or over-represented in the extracted data sets compared with the entire OECDPFAS list. The CORE set of 27 058 InChIKeys was uploaded to the PubChem ID Exchange,<sup>57</sup> which returned 20 907 matches *via* Entrez History. This was then used to browse the NORMAN SLE Classification tree in PubChem.<sup>56</sup> Since the influence of searching *via* InChIKey first block (structural skeleton) *versus* full InChIKey was not dramatic (only an additional 44 entries found, see row 1 of Table 5), this analysis was kept at the InChIKey level for consistency with the rest of this article. The OECDPFAS list is split into many categories; of primary interest for data extraction is the “Structure Category”, which covers 8 major PFAS categories (denoted 100 through 800), with several subcategories in each. The major categories and the number of matches in CORE are shown in Table 6.

Table 6 shows that PFAS in the categories 200, 300 and 600 are found quite well in the CORE documents (approx. 40% coverage). In contrast, categories 500 (per- and polyfluoroalkyl ether-based compounds) and 700 (semifluorinated perfluoroalkyl acid (PFAA) precursors), are underrepresented (16 and 12%, respectively). Even within categories, different subcategories were underrepresented, for instance very few entries were found from subcategory 103 “other perfluoroalkyl carbonyl-based nonpolymers” (only 13 of 168 entries in OECDPFAS, *i.e.* 8%). Likewise, only 3 of 127 (2%) of subcategory 701.2 “Semi-fluorinated alkanes (SFAs) and derivatives ( $n \geq 4$ )” were found, and only 26 of 405 (6%) of 705 “side-chain fluorinated aromatics”. It would be interesting future work to investigate whether the CORE and patent datasets could capture additional knowledge to add more PFAS to these categories, for instance by expanding the “splitPFAS” work at categorizing PFAS<sup>58</sup> (prototyped so far on only 4 of the OECDPFAS categories) for this context.





Table 6 OECDPFAS list overlap with CORE according to structure category via the S25 OECDPFAS<sup>6</sup> list in the PubChem Classification Browser.<sup>56</sup>

OECD structure category	Total	In CORE	Ratio
S25 OECDPFAS list of PFAS from the OECD	3677	940	26%
100 perfluoroalkyl carbonyl compounds	490	126	26%
200 perfluoroalkane sulfonyl compounds	458	193	42%
300 perfluoroalkyl phosphate compounds	16	7	44%
400 fluorotelomer-related compounds	1392	350	25%
500 per- and polyfluoroalkyl ether-based compounds	322	52	16%
600 other PFAA precursors or related – perfluoroalkyl	282	129	46%
700 other PFAA precursors or related – semifluorinated	716	83	12%
800 fluoropolymers <sup>a</sup>	1	0	0%

<sup>a</sup> Neither mapping captures polymers, due to use of InChIKeys. PFAA = perfluoroalkyl acids.

## Conclusions

This article details methods to extract mentions of potential PFAS compounds and their structures as SMILES strings from scientific documents and patents, along with the use of three open access chemistry toolkits to identify PFAS structures in these compound lists by parsing, removing wrong structures, normalizing, standardizing and substructure searching these SMILES. Of the extracted mentions, FCC(F)(F)F [1,1,1,2-tetrafluoroethane] was the most frequently detected compound – overall 6323 times in the CORE dataset. The resulting PFAS lists have been compiled, together with their references and chemical structures using three different structural definitions of PFAS (A, B and C), where A is a very broad definition, B is a narrower definition and a subset of A, and C is a subset of B. These definitions came from the PFAS community, with A being recently proposed by the OECD, and both B and C deriving from definitions used by the US EPA. These definitions did not always contain sufficient cheminformatic detail to clarify certain edge cases, such as unsaturation or hybridization. As such, the results here are intended to contribute to the current debate surrounding the definition of PFAS and help further refine these definitions.

The resulting PFAS lists have been compared with two of the largest publicly available lists of PFAS molecules, PFASMASTER from the US EPA and the OECDPFAS list, released by the OECD. The overlap between the lists and the data extracted from scientific documents and patents is lower than expected, showing that many molecules on these lists are not found in the scientific documents and patents investigated, while also many molecules from the document extraction are not found in the published PFAS lists. Several thousand were also not in PubChem, but have since been deposited. The CORE and Patents datasets have been provided as CSV files on Zenodo<sup>25</sup> for mass spectral screening. This information will add to the number of known potential PFAS substances and hopefully help contribute to alleviating the “PFAS knowledge gap”. The provision of public datasets will allow the integration of this information into various non-target mass spectrometry workflows, such as the open workflows MetFrag<sup>53</sup> and patRoom,<sup>54</sup> thus enabling other researchers to investigate the potential occurrence of the identified PFAS compounds in humans and the environment in future studies.

## Data availability

Due to the size and nature of the supporting information files, URLs to access these are given in ref. 10, 25, 31, 32, 33 and 42. All input files and results are on FigShare (<https://doi.org/10.6084/m9.figshare.17168960.v1>), the final CSV lists are also available on Zeondo (<https://doi.org/10.5281/zenodo.6034586>) and available in MetFrag online (<https://msbi.ipb-halle.de/MetFrag/>). The code associated with this work is on GitHub (<https://github.com/ontochem/PFAS>). Finally, in addition to the deposit on FigShare, the patent annotations and the unique compounds from patents and CORE can be accessed via the embedded URLs (also given in the reference section, ref. 31–33). A (free) login is required for these URLs, which enables more powerful analysis than was possible via other repositories.

## Author contributions

SJB: investigation, software, data curation; TB: software; SB: conceptualization, data curation; MI: software; CR: software; IW: software, data curation; TK: software, data curation; ELS: conceptualization, data curation, writing – original draft, writing – review & editing; LW: conceptualization, data curation, writing – original draft, writing – review & editing.

## Conflicts of interest

SJB, TB, SB, MI, CR, IW, LW declare that they are involved in the creation of the commercial products OC|processor and Google Patents discussed in this paper.

## Acknowledgements

ELS and TK acknowledge funding support from the Luxembourg National Research Fund (FNR) for project A18/BM/12341006 and the European Union's Horizon 2020 Research and Innovation Programme under grant agreement No 101036756 for ZeroPM. ELS gratefully acknowledges deposition assistance from Ben Shoemaker and discussions with Paul Thiessen and Evan Bolton, PubChem (NCBI/NLM/NIH). The



authors also thank Jane Frommer (Collabra) and the reviewers for their efforts and helpful comments.

## References

- 1 S. E. Fenton, A. Ducatman, A. Boobis, J. C. DeWitt, C. Lau, C. Ng, J. S. Smith and S. M. Roberts, Per- and Polyfluoroalkyl Substance Toxicity and Human Health Review: Current State of Knowledge and Strategies for Informing Future Research, *Environ. Toxicol. Chem.*, 2021, **40**, 606–630.
- 2 E. M. Sunderland, X. C. Hu, C. Dassuncao, A. K. Tokranov, C. C. Wagner and J. G. Allen, A review of the pathways of human exposure to poly- and perfluoroalkyl substances (PFASs) and present understanding of health effects, *J. Exposure Sci. Environ. Epidemiol.*, 2019, **29**, 131–147.
- 3 R. C. Buck, J. Franklin, U. Berger, J. M. Conder, I. T. Cousins, P. de Voogt, A. A. Jensen, K. Kannan, S. A. Mabury and S. P. van Leeuwen, Perfluoroalkyl and polyfluoroalkyl substances in the environment: Terminology, classification, and origins, *Integr. Environ. Assess. Manage.*, 2011, **7**, 513–541.
- 4 I. T. Cousins, J. C. DeWitt, J. Glüge, G. Goldenman, D. Herzke, R. Lohmann, C. A. Ng, M. Scheringer and Z. Wang, The high persistence of PFAS is sufficient for their management as a chemical class, *Environ. Sci.: Processes Impacts*, 2020, **22**, 2307–2312.
- 5 OECD, *Toward a new comprehensive global database of per- and polyfluoroalkyl substances (PFASs): summary report on updating the OECD 2007 list of per- and polyfluorinated substances (PFASs)*, Report ENV/JM/MONO(2018)7, 2018, [https://www.oecd.org/officialdocuments/publicdisplaydocumentpdf/?cote=ENV-JM-MONO\(2018\)7&doclanguage=en](https://www.oecd.org/officialdocuments/publicdisplaydocumentpdf/?cote=ENV-JM-MONO(2018)7&doclanguage=en), accessed 15 January 2022.
- 6 Z. Wang, S25|OECDPFAS|List of PFAS from the OECD, Version Number: NORMAN-SLE-S25.0.1.2, 2018, DOI: [10.5281/zenodo.2648775](https://doi.org/10.5281/zenodo.2648775).
- 7 US EPA, *CompTox Chemicals Dashboard*|PFASMASTER Chemicals, [https://comptox.epa.gov/dashboard/chemical\\_lists/PFASMASTER](https://comptox.epa.gov/dashboard/chemical_lists/PFASMASTER), accessed 14 November 2021.
- 8 A. J. Williams, C. M. Grulke, J. Edwards, A. D. McEachran, K. Mansouri, N. C. Baker, G. Patlewicz, I. Shah, J. F. Wambaugh, R. S. Judson and A. M. Richard, The CompTox Chemistry Dashboard: a community data resource for environmental chemistry, *J. Cheminf.*, 2017, **9**, 61.
- 9 US EPA and OECD, *CompTox Chemicals Dashboard*|PFASOECD Chemicals, <https://comptox.epa.gov/dashboard/chemical-lists/PFASOECD>, accessed 29 December 2021.
- 10 L. Weber and E. Schymanski, *Supplementary Material: PFAS tables*, 2021, DOI: [10.6084/m9.figshare.17168960.v1](https://doi.org/10.6084/m9.figshare.17168960.v1).
- 11 Y. Liu, L. A. D'Agostino, G. Qu, G. Jiang and J. W. Martin, High-Resolution Mass Spectrometry (HRMS) Methods for Nontarget Discovery and Characterization of Poly- and Perfluoroalkyl Substances (PFASs) in Environmental and Human Samples, *TrAC, Trends Anal. Chem.*, 2019, **121**, 115420, DOI: [10.1016/j.trac.2019.02.021](https://doi.org/10.1016/j.trac.2019.02.021).
- 12 OECD, *Reconciling Terminology of the Universe of Per- and Polyfluoroalkyl Substances: Recommendations and Practical Guidance*, OECD Publishing, Paris, 2021, Report 61, <https://www.oecd.org/chemicalsafety/portal-perfluorinated-chemicals/terminology-per-and-polyfluoroalkyl-substances.pdf>, accessed 14 November 2021.
- 13 Z. Wang, A. M. Buser, I. T. Cousins, S. Demattio, W. Drost, O. Johansson, K. Ohno, G. Patlewicz, A. M. Richard, G. W. Walker, G. S. White and E. Leinala, A New OECD Definition for Per- and Polyfluoroalkyl Substances, *Environ. Sci. Technol.*, 2021, **55**, 23DOI, DOI: [10.1021/acs.est.1c06896](https://doi.org/10.1021/acs.est.1c06896).
- 14 US EPA, *National PFAS Testing Strategy*, <https://www.epa.gov/assessing-and-managing-chemicals-under-tsca/national-pfas-testing-strategy>, accessed 14 November 2021.
- 15 US EPA, *National PFAS Testing Strategy: Identification of Candidate Per- and Poly- fluoroalkyl Substances (PFAS) for Testing*, Washington, DC, 2021.
- 16 S. Kim, J. Chen, T. Cheng, A. Gindulyte, J. He, S. He, Q. Li, B. A. Shoemaker, P. A. Thiessen, B. Yu, L. Zaslavsky, J. Zhang and E. E. Bolton, PubChem in 2021: new data content and improved web interfaces, *Nucleic Acids Res.*, 2021, **49**, D1388–D1395.
- 17 J. M. Barnard, A comparison of different approaches to Markush structure handling, *J. Chem. Inf. Model.*, 1991, **31**, 64–68.
- 18 M. Irmer, C. Bobach, T. Böhme, U. Laube, A. Püschel and L. Weber, in *BioCreative Challenge Evaluation Workshop*, 2013, vol. 2, p. 92.
- 19 Apache UIMA – Apache UIMA, <https://uima.apache.org/>, accessed 14 November 2021.
- 20 S. A. Akhondi, H. Rey, M. Schwörer, M. Maier, J. Toomey, H. Nau, G. Ilchmann, M. Sheehan, M. Irmer, C. Bobach, M. Doornenbal, M. Gregory and J. A. Kors, Automatic identification of relevant chemical compounds from patents, *Database*, 2019, **2019**, baz001, DOI: [10.1093/database/baz001](https://doi.org/10.1093/database/baz001).
- 21 P. Knoth and Z. Zdrahal, in *CERN Workshop on Innovations in Scholarly Communication (OAI7)*, <https://oro.open.ac.uk/32560/>, 2011, accessed 14 November 2021.
- 22 The Open University and Jisc, *CORE – Aggregating the world's open access research papers*, <https://core.ac.uk/>, accessed 14 November 2021.
- 23 Google, *Google Patents*, <https://patents.google.com/advanced>, accessed 14 November 2021.
- 24 S. Heller, A. McNaught, S. Stein, D. Tchekhovskoi and I. Pletnev, InChI – the worldwide chemical structure identifier standard, *J. Cheminf.*, 2013, **5**, 7.
- 25 S. J. Barnabas, T. Böhme, S. Boyer, M. Irmer, C. Ruttkies, I. Wetherbee, T. Kondic, E. L. Schymanski and L. Weber, *OntoChem PFAS CORE and Patent Files for MetFrag*, 2022, DOI: [10.5281/zenodo.6034586](https://doi.org/10.5281/zenodo.6034586).
- 26 Google, *BigQuery*, <https://cloud.google.com/bigquery>, accessed 14 November 2021.



- 27 D. Weininger, SMILES, a chemical language and information system. 1. Introduction to methodology and encoding rules, *J. Chem. Inf. Model.*, 1988, **28**, 31–36.
- 28 Daylight Chemical Information Systems, Inc., *SMILES – A Simplified Chemical Language*, <https://www.daylight.com/dayhtml/doc/theory/theory.smiles.html>, accessed 13 April 2019.
- 29 Blue Obelisk, *OpenSMILES Home Page*, <https://opensmiles.org/>, accessed 14 November 2021.
- 30 L. Weber, R. Szargan, B. Schulze and M. Mühlstädt, Nitrogen-15 NMR, 2D NMR and ESCA characterization of a new stable 6a-thia(SIV)-1,6-diazapentalene, *Magn. Reson. Chem.*, 1990, **28**, 419–422.
- 31 OntoChem, *OntoChem SciWalker-Open-Data: 818,280 compounds extracted from CORE documents*, [https://console.cloud.google.com/bigquery?project=sciwalker-open-data%26organizationId=359740966731%26d=chemistry\\_compounds%26p=sciwalker-open-data%26t=CORE\\_compounds%26page=table%26ws=!1m5!1m4!4m3!1ssciwalker-open-data!2schemistry\\_compounds!3sCORE\\_compounds](https://console.cloud.google.com/bigquery?project=sciwalker-open-data%26organizationId=359740966731%26d=chemistry_compounds%26p=sciwalker-open-data%26t=CORE_compounds%26page=table%26ws=!1m5!1m4!4m3!1ssciwalker-open-data!2schemistry_compounds!3sCORE_compounds), accessed 15 January 2022.
- 32 OntoChem, *OntoChem SciWalker-Open-Data: Annotations in Patent Documents*, [https://console.cloud.google.com/bigquery?project=sciwalker-open-data&d=google\\_patents\\_research&p=patents-public-data&t=annotations\\_202101&page=table&ws=!1m30!1m4!4m3!1ssciwalker-open-data!2schemistry\\_compounds!3soc\\_registry\\_flagged!1m4!4m3!1ssciwalker-open-data!2schemistry\\_compounds!3sfd\\_a\\_unii!1m4!4m3!1spatents-public-data!2sgoogle\\_patents\\_research!3sannotations\\_202105!1m4!4m3!1ssciwalker-open-data!2schemistry\\_compounds!3sCORE\\_compounds!1m4!4m3!1ssciwalker-open-data!2schemistry\\_compounds!3sPatents\\_compounds\\_202101!1m4!4m3!1spatents-public-data!2sgoogle\\_patents\\_research!3sannotations\\_202101](https://console.cloud.google.com/bigquery?project=sciwalker-open-data&d=google_patents_research&p=patents-public-data&t=annotations_202101&page=table&ws=!1m30!1m4!4m3!1ssciwalker-open-data!2schemistry_compounds!3soc_registry_flagged!1m4!4m3!1ssciwalker-open-data!2schemistry_compounds!3sfd_a_unii!1m4!4m3!1spatents-public-data!2sgoogle_patents_research!3sannotations_202105!1m4!4m3!1ssciwalker-open-data!2schemistry_compounds!3sCORE_compounds!1m4!4m3!1ssciwalker-open-data!2schemistry_compounds!3sPatents_compounds_202101!1m4!4m3!1spatents-public-data!2sgoogle_patents_research!3sannotations_202101), accessed 15 January 2022.
- 33 OntoChem, *OntoChem SciWalker-Open-Data: 18,032,261 unique compounds (by InChI) extracted from Google Patents documents*, [https://console.cloud.google.com/bigquery?project=sciwalker-open-data&d=chemistry\\_compounds&p=sciwalker-open-data&t=Patents\\_compounds\\_202101&page=table&ws=!1m25!1m4!4m3!1ssciwalker-open-data!2schemistry\\_compounds!3soc\\_registry\\_flagged!1m4!4m3!1ssciwalker-open-data!2schemistry\\_compounds!3sfd\\_a\\_unii!1m4!4m3!1spatents-public-data!2sgoogle\\_patents\\_research!3sannotations\\_202105!1m4!4m3!1ssciwalker-open-data!2schemistry\\_compounds!3sCORE\\_compounds!1m4!4m3!1ssciwalker-open-data!2schemistry\\_compounds!3sPatents\\_compounds\\_202101](https://console.cloud.google.com/bigquery?project=sciwalker-open-data&d=chemistry_compounds&p=sciwalker-open-data&t=Patents_compounds_202101&page=table&ws=!1m25!1m4!4m3!1ssciwalker-open-data!2schemistry_compounds!3soc_registry_flagged!1m4!4m3!1ssciwalker-open-data!2schemistry_compounds!3sfd_a_unii!1m4!4m3!1spatents-public-data!2sgoogle_patents_research!3sannotations_202105!1m4!4m3!1ssciwalker-open-data!2schemistry_compounds!3sCORE_compounds!1m4!4m3!1ssciwalker-open-data!2schemistry_compounds!3sPatents_compounds_202101), accessed 15 January 2022.
- 34 EMBL-EBI, *Ontology Concept Identifiers: Identifiers.org*, <https://registry.identifiers.org/registry/ocid>, accessed 20 November 2021.
- 35 Google, *SciWalker Open Data – SQL workspace – BigQuery – Google Cloud Platform*, <https://console.cloud.google.com/bigquery?project=sciwalker-open-data/>
- [chemistry\\_compounds/oc\\_registry](https://www.rdkit.org/), accessed 20 November 2021.
- 36 Greg Landrum, *RDKit*, <https://www.rdkit.org/>, accessed 29 December 2021.
- 37 C. Steinbeck, Y. Han, S. Kuhn, O. Horlacher, E. Luttmann and E. Willighagen, The Chemistry Development Kit (CDK): An Open-Source Java Library for Chemo- and Bioinformatics, *J. Chem. Inf. Comput. Sci.*, 2003, **43**, 493–500.
- 38 E. L. Willighagen, J. W. Mayfield, J. Alvarsson, A. Berg, L. Carlsson, N. Jeliazkova, S. Kuhn, T. Pluskal, M. Rojas-Chertó, O. Spjuth, G. Torrance, C. T. Evelo, R. Guha and C. Steinbeck, The Chemistry Development Kit (CDK) v2.0: atom typing, depiction, molecular formulas, and substructure searching, *J. Cheminf.*, 2017, **9**, 33.
- 39 Actelion Pharmaceuticals Ltd, *GitHub: actelion/openchemlib*, Actelion Pharmaceuticals Ltd, <https://github.com/Actelion/openchemlib>, 2021, accessed 29 December 2021.
- 40 M. Swain, *MolVS: Molecule Validation and Standardization*, <https://github.com/mcs07/MolVS>, 2021, accessed 29 December 2021.
- 41 M. Swain, *Introduction — MolVS 0.1.1 documentation*, <https://molvs.readthedocs.io/en/latest/guide/intro.html>, accessed 29 December 2021.
- 42 OntoChem, *OntoChem PFAS Code*, OntoChem, <https://github.com/ontochem/PFAS>, 2022, accessed 15 January 2022.
- 43 M. Kratochvíl, J. Vondrášek and J. Galgonek, Sachem: a chemical cartridge for high-performance substructure search, *J. Cheminf.*, 2018, **10**, 27.
- 44 G. Landrum, *Fingerprinting and Molecular Similarity (RDKit)*, <https://rdkit.readthedocs.io/en/latest/GettingStartedInPython.html#fingerprinting-and-molecular-similarity>, accessed 13 May 2022.
- 45 T. Sander, *DataWarrior User Manual: Molecule or Reaction Similarity and Descriptors (openmolecules.org)*, <https://openmolecules.org/help/similarity.html>, accessed 13 May 2022.
- 46 C. Steinbeck, *FingerPrinter (CDK API - version 20070216)*, <http://cdk.sourceforge.net/cdk-0.99.1/api/org/openscience/cdk/fingerprint/FingerPrinter.html>, accessed 13 May 2022.
- 47 ChemAxon, *ChemAxon – Software Solutions and Services for Chemistry & Biology*, <https://chemaxon.com/>, accessed 29 December 2021.
- 48 I. Filippov, *OSRA (Optical Structure Recognition Application)*, <https://sourceforge.net/projects/osra/>, accessed 29 December 2021.
- 49 I. V. Filippov and M. C. Nicklaus, Optical Structure Recognition Software To Recover Chemical Information: OSRA, An Open Source Solution, *J. Chem. Inf. Model.*, 2009, **49**, 740–743.
- 50 Wikipedia, *Dichlorotetrafluoroethane*, <https://en.wikipedia.org/w/index.php?title=1,2-Dichlorotetrafluoroethane&oldid=35140760>, Wikipedia, 2006, accessed 29 December 2021.
- 51 Dassault Systèmes, *BIOVIA CTfile formats*, 2016, [https://help.accelrys.com/ulm/onelab/1.0/content/ulm\\_pdfs/](https://help.accelrys.com/ulm/onelab/1.0/content/ulm_pdfs/)



- [direct/reference/ctfileformats2016.pdf](#), accessed 29 December 2021.
- 52 B. Alameddine, PhD thesis, Université de Fribourg, 2007, oai:doc.rero.ch:20070803113704-NT.
- 53 C. Ruttkies, E. L. Schymanski, S. Wolf, J. Hollender and S. Neumann, MetFrag relaunched: incorporating strategies beyond *in silico* fragmentation, *J. Cheminf.*, 2016, **8**, 3.
- 54 R. Helmus, T. L. ter Laak, A. P. van Wezel, P. de Voogt and E. L. Schymanski, patRoom: open source software platform for environmental mass spectrometry based non-target screening, *J. Cheminf.*, 2021, **13**, 1.
- 55 E. L. Schymanski, T. Kondić, S. Neumann, P. A. Thiessen, J. Zhang and E. E. Bolton, Empowering large chemical knowledge bases for exposomics: PubChemLite meets MetFrag, *J. Cheminf.*, 2021, **13**, 19.
- 56 NORMAN Network and NCBI/NLM/NIH, NORMAN SLE Classification Browser, <https://pubchem.ncbi.nlm.nih.gov/classification/#hid=101>, accessed 7 May 2020.
- 57 NCBI/NLM/NIH, PubChem Identifier Exchange, <https://pubchem.ncbi.nlm.nih.gov/idxchange/idxchange.cgi>, accessed 23 March 2021.
- 58 B. Sha, E. L. Schymanski, C. Ruttkies, I. T. Cousins and Z. Wang, Exploring open cheminformatics approaches for categorizing per- and polyfluoroalkyl substances (PFASs), *Environ. Sci.: Processes Impacts*, 2019, **21**, 1835–1851.

